

82-70 PINSPOTTER

PARTS



WHEN YOU BUY GENUINE AMF 82-70 PARTS, YOU CAN BE 100% CERTAIN ABOUT EVERYTHING.

Choosing Genuine AMF 82-70 replacement parts is choosing certainty over uncertainty.

- **You can be certain we manufacture 82-70 parts to original OEM quality**
 - Genuine AMF parts are always compatible and always durable.
- **You can be certain we have every 82-70 part you might need**
 - And that we'll have the part every time.
- **You can be certain we'll fill your order** - With a fill rate of 98%, we're the industry leader.
- **With our 100% money back guarantee, you can be certain of satisfaction**
 - We stand behind our parts - and you.



TABLE OF CONTENTS

ADJUSTABLE SPEED RUDDER DRIVE SHEAVE	65
ADJUSTABLE SPEED SHEAVE	64
BACK END ASSEMBLY PARTS	44
BACK END CONTROL BOX	68
BALL LIFT ASSEMBLY	60
BALL LIFT PRESSURE KIT	48
BELTS TENSIONER ASSEMBLY - OLD VERSION	54
BELT TIGHTNER ASSEMBLY	58
BIN ASSEMBLY	26
BOUCE PALTE & ROLLER ASSEMBLIES	45
C-1 CABLE ASSEMBLY	69
C-2A HARNESS ASSEMBLY	76
CABLE & WIRE ASSEMBLIES	82
CARPET BELTS	43
CELL ASSEMBLY - RESPOT	18
COUNTER BALANCE SPRING EYE REPAIR KIT	24
CUSHION, SHOCK ABSORBER & CURTAIN SUPPORT ASSEMBLIES	46
DISTRIBUTOR ASSEMBLY	32
DISTRIBUTOR BELTS	36
DISTRIBUTOR DRIVE SHAFT ASSEMBLY & CLUTCH ASSEMBLY	31
FRONT END DRIVE ASSEMBLY	4
FRONT END ELECTRICAL INSTALLATION LH	74
FRONT END ELECTRICAL INSTALLATION RH	72
GRIPPER KIT & GRIPPER REPLACEMENTS PARTS	59
KICKBACK ASSEMBLY	38
KICKBACK ASSEMBLY/SIDE OPP. BALL EXIT	39
KICKER BALL LIFT	66
KICKER ROLLERS	63
LIGHT BALL SENSOR ASSEMBLY	56
MOTOR BRACKET ASSEMBLY	41

MP CHASSIS ASSEMBLY	78
OBSOLETE/CROSS-REFERENCE LIST	83
PARTS INDEX	107
PBL BELT TENSIONER ASSEMBLY - NEW VERSION	55
PIN ELEVATOR ASSEMBLY	40
POSITIVE BALL LIFT	50
RATCHET ASSEMBLY	52
REAR ROLLER REPAIR KIT	42
REPAIR EXCHANGE PROGRAM	103
RESPOT CELL NUMBER 7 ASSEMBLY	20
ROUGH TOP BELT SKIVER	37
SHUTTLE ASSEMBLY	25
SHUTTLE OPERATOR & SOLENOID ASSEMBLY	7
SOLID STATE CHASSIS	80
SPOT & RESPOT LINK ASSEMBLY	6
SPOT & RESPOT TIE ROD INSTALLATION	29
SPRING LOADED DRIVE LINK ASSEMBLY & PBL PLUS CONVERSION KIT	62
SWEEP & TABLE CAM SWITCH ASSEMBLY	70
SWEEP ASSEMBLY	28
SWEEP BAR MOUNTING ASSEMBLY	30
SWITCH ASSEMBLY TABLE ASSEMBLY	14
TABLE ASSEMBLY	10
TABLE DRIVE ASSEMBLY	8
TABLE TORQUE TUBE ASSEMBLY	22
TABLE TORQUE TUBE ASSEMBLY - OLD	23
TABLE WIREWAY ASSEMBLY	12
TRACK RAIL ASSEMBLY	59
VELCRO CUSHION COVER	49
WIRE HARNESS SWEEP CAM SWITCH & TABLE CAM SWITCH	71
YOKE & SPOTTING CUP ASSEMBLY	16

FRONT END DRIVE ASSEMBLY

LEGEND TO DRAWINGS

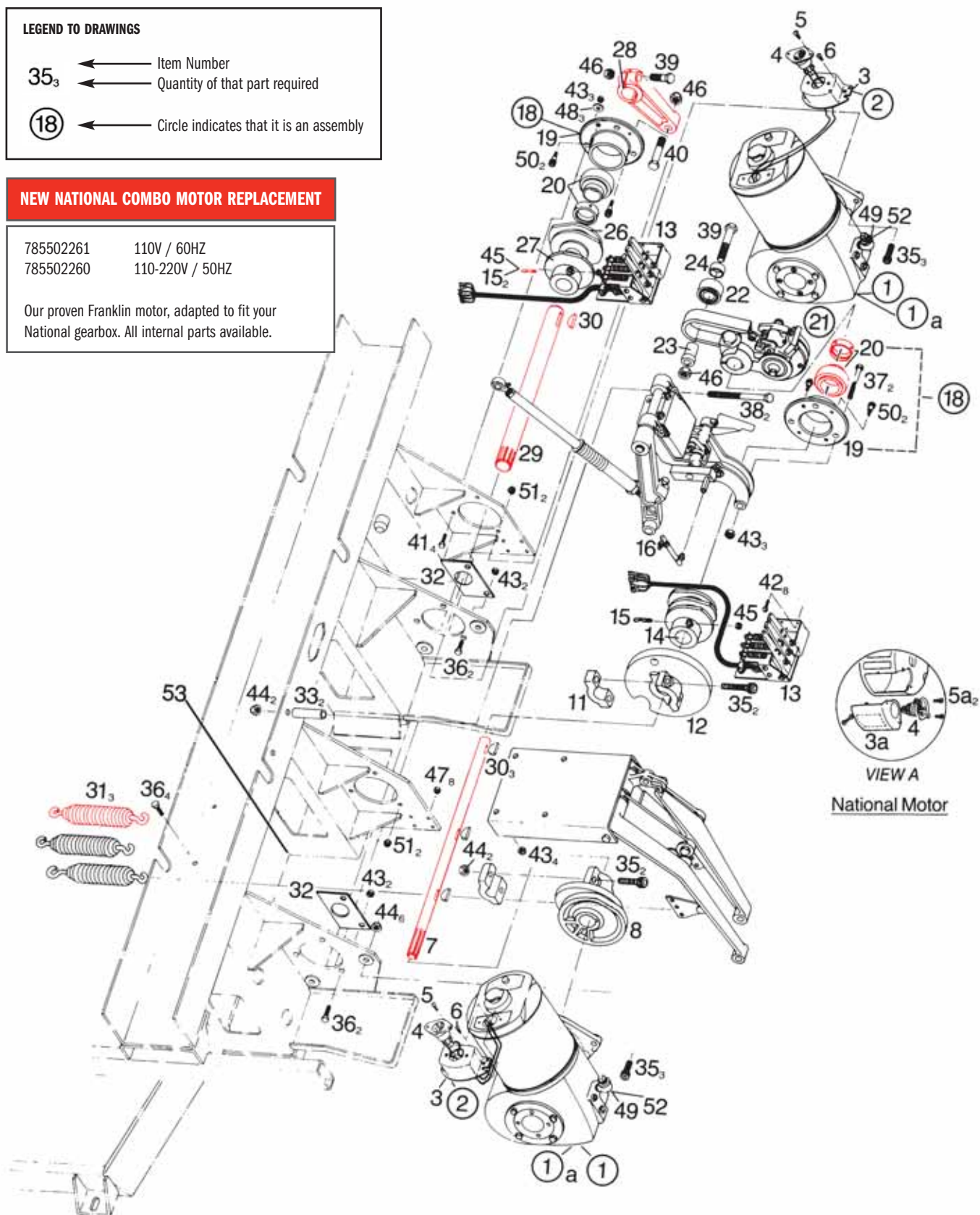
LEGEND TO DRAWINGS

- 35₃ ← Item Number
 ← Quantity of that part required
 (18) ← Circle indicates that it is an assembly

NEW NATIONAL COMBO MOTOR REPLACEMENT

785502261 110V / 60HZ
 785502260 110-220V / 50HZ

Our proven Franklin motor, adapted to fit your National gearbox. All internal parts available.



FRONT END DRIVE ASSEMBLY

ITEM	PART NUMBER	DESCRIPTION
1*	610704052	WH MTR/RECPT ASSY 115/60
1a	070006219	MTR-115/230-50 COMB
2	000027655	RECEPTACLE-MALE
3	090004521	RECEPTACLE HOUSING
4	000027655	RECEPTACLE-MALE COMBO 5 PRONG
5	823127062BG	SCREW 6-32 X 3/8 PHIL RD
5a	785502202	SCREW RDHD 3 X 10MM
6	828127062BG	SCREW-RDHD 6-32 X 3/8TYD (BAG 10)
7	070001700	SHAFT, TABLE DRIVE
8	070001910	SPOT RESPOT CAM
11	070006407	CAP-CAM HUB
12	070006427	CAM, SHUTTLE
13	070006420	CAM SWITCH ASSY
14	070006417	TABLE CAM WELD
15	070001664	CLAMP STUD
16	070006493	BALL-JOINT ASY
18	000021744	BEARING, SELF ALIGNG
19	000021683	RETAINER, BEARING
20	000021905	BEARING (LOCKING COLLAR)
21	070001840	TABLE DRIVE ASY
22	190001490	BEARING, TABLE DRIVE
23	070007310	BUSHING
24	070007311	SLEEVE
26	070006449	CAM WELD-SB&SC SWEEP
27	070006450	CAM WELD-SA SWEEP
28	000023139	ARM-CRANK
29	070001699	SHAFT, SWEEP DRIVE
30	907000900BG	KEY-HY PRO 910 (BAG 10)
31	070001707	SPRING
32	070006765	SHAFT PLATE
33	070006310	SPACER


ITEM	PART NUMBER	DESCRIPTION
34	810265240	SCREW SOC 3/8-16 X 1 1/2 - OBS
35	810265280BG	SCREW-SOC 3/8-16 X 1 3/4 (BAG 10)
36	809857125BG	SCREW-HX 5/16-18 X 3/4 (BAG 10)
37	809857405BG	SCREW-HX 5/16-18 X 2 1/2 (BAG 10)
38	809865645BG	SCREW-HX 3/8-16 X (BAG 10)
39	809873405BG	SCREW-HX 1/2-13 X 2 1/2 (BAG 10)
40	070003243	SCREW-CRANK ARM
41	809857165BG	SCREW-HX 5/16-18 X 1 (BAG 10)
42	818239122BG	SCREW-SMRD 10-24 X 3/4 (BAG 10)
43	844057002BG	5/16-18 STOVER LOCKNUT (BAG 10)
44	844065002BG	3/8-16 STOVER LOCK NUT (BAG 10)
45	835549002BG	1/4-20 JAM NUT (BAG 10)
46	844073002BG	1/2-13 STOVER LOCKNUT (BAG 10)
47	840039002BG	10-24 FLEX NUT TN (BAG 10)
48	948761112BG	5/16 WASHER (BAG 10)
49	710501004	FITTING-ALMTE
50	880239140BG	SCREW 1/4 X 1/2 LG. SHOULDER BOLT (BAG 10)
51	843139002BG	NUT, KEPS EXT. LKWSHR (#10-24) (BAG 10)
52	718506006	ELBOW, STREET
53	070007761	BRKT.SPOT RESPOT SPRING HANGER KIT
NOT SHOWN	088001174	END MACHINE GUARD
	610700153	END MACHINE KIT
	610704120	DOUBLE TO SINGLE SOLENOID CONV. KIT
	610007010	GE & WH MOTOR-GEARBOX MANUAL
	610704103	KIT-SPRING ROLLER PIN REPAIR KIT
	030003943	CRANK, MOTOR

* See page 103 for exchange repair program.

Note: Lubricant for Motor: 715 021 716 LUBE OIL, 600W, QUART
715 021 706 LUBE OIL, 600W, 12 QUARTS

SPECIAL TOOLS - FRONT END

030003943	MOTOR CRANK
792505005	SPRING PULLER
030002748	CAM GAUGE



SOLID STATE MOTOR SWITCH



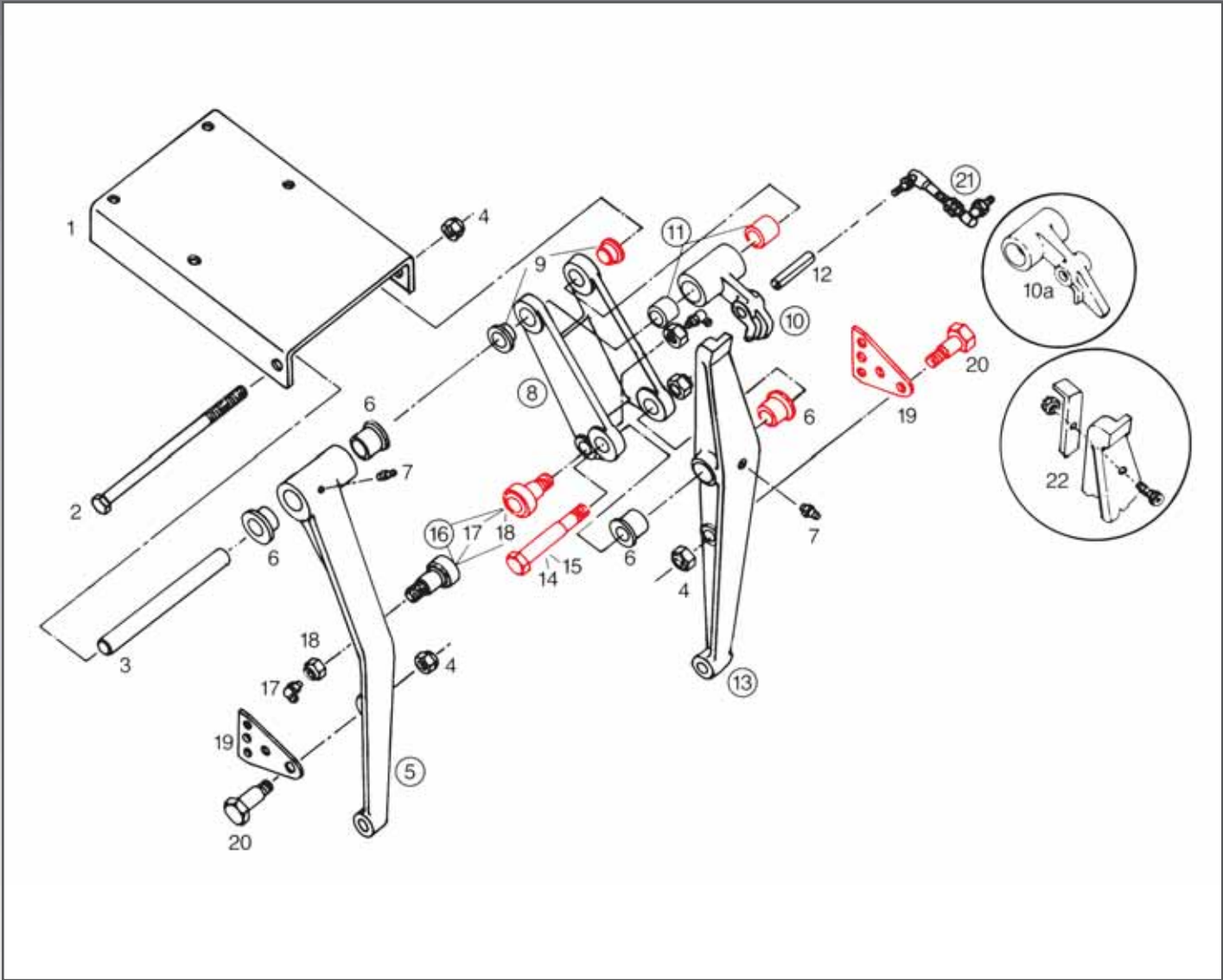
Includes the braking circuit to help prevent coasting.
Product Code 610309044

RELAY



Product Code 030005923

SPOT & RESPOT LINK ASSEMBLY




SPOT & RESPOT LINK ASSEMBLY

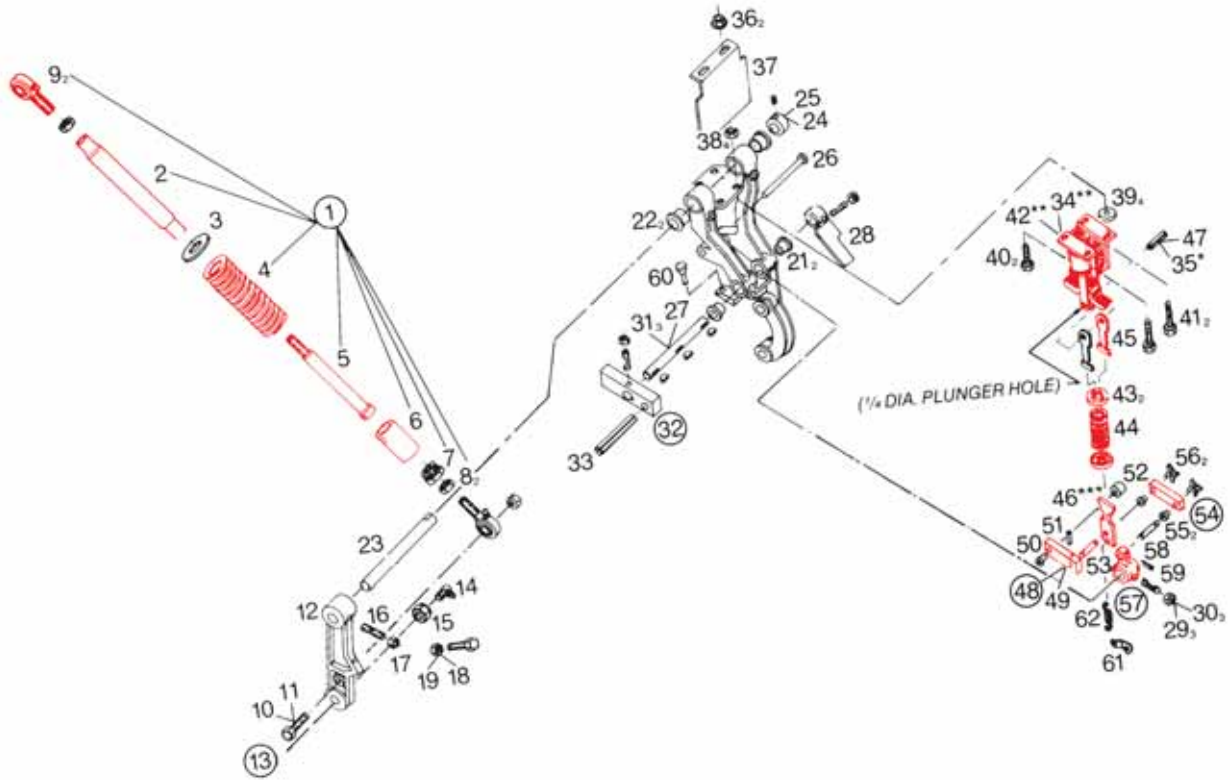
ITEM	PART NUMBER	DESCRIPTION
1	070006478	BRACKET
2	070006496	SCREW-HX 3/8-16 X 7
3	070006457	SHAFT
4	839665002BG	NUT-FLX 3/8-16 (BAG 10)
5	070006492	LINK ARM-RESPOT ASSY
6	070001919BG	FLANGED BUSHING (BAG 10)
7	710501009	FITTING-ALMTE
8	070001605	SPOT LINK ASSEMBLY-UPPER
9	070002691BG	FLANGED BUSHING (BAG 10)
10a*	070001997	LATCH ASSEMBLY - SPT ARM ASSY
11	900110141BG	BEARING SL (BAG 10)
12	913464360BG	PIN-SPRING .375 X 2 1/4 (BAG 10)

ITEM	PART NUMBER	DESCRIPTION
13	070006481	LINK ARM-SPOT ASSY
14	070001585	PIN-SPOT LINK
15	844073002BG	1/2-13 STOVER LOCKNUT (BAG 10)
16	610704002	CAM FOLLOWER ASSEMBLY
17	710501012	FITTING-ALMTE
18	844070002BG	7/16-20 STOVER LOCK NUT (BAG 10)
19	070001751	HANGER-SPRING
19a	090005576	HANGER-SPRING
20	070001587	PIN-SPRING HANGER
21	070006493	BALL-JOINT ASSEMBLY
22	610704127	KIT-LATCH OVERRIDE USE WITH MP CHASSIS AND 070006445 LATCH ASSEMBLY

* Item 10a or Item 22 is used when upgrading from Elco to MP Chassis.



SHUTTLE OPERATOR & SOLENOID ASSEMBLY



SHUTTLE OPERATOR & SOLENOID ASSEMBLY

ITEM	PART NUMBER	DESCRIPTION
1	090005263	SHUTTLE ROD ASSY
2	070006297	TUBE-LONG
3	070006296	WASHER-SPRING
4	070006306	SPRING-SHUTTLE ROD
5	070006304	ROD-SHUTTLE
6	070006299	TUBE-SHORT
7	070006302	PLUG-SHUTTLE ROD
8	835566002	3/8-24 HEX STL THIN NUT
9	090005256	ROD-END-DISTRIBUTOR SUPPORT
9a	710502010BG	ROD-END-DISTRIBUTOR SUPPORT (BAG 10)
10	809865205BG	SCREW-HEX 3/8-16 X 1 1/4 (BAG 10)
11	840065002BG	NUT-FLX-TN 3/8-16 (BAG 10)
12	070006295	LEVER-SHUTTLE
13	610704002	CAM FOLLOWER ASSEMBLY
14	710501012	FITTING-ALMTE*1911B
15	835570002BG	NUT-HEX-JAM 7/16-20HY (BAG 10)
16	070006284	STUD-CLAMP-SHUTTLE DR
17	834557002BG	NUT HEX 5/16-18 (BAG 10)
18	835565002	3/8 X 16 HEX NUT - THIN
19	809865165BG	SCREW-HEX 3/8-16 X 1 (BAG 10)
21	701416058	BEARING FL.502X .627 X .875
22	900210161	BEARING FL
23	070006286	SHAFT
24	000021423	COLLAR 5/8X1 1/8 X 1/2
25	807357040BG	SCREW-STS05/16-18 X 1/4K (BAG 10)

ITEM	PART NUMBER	DESCRIPTION
26	070006289	SHAFT-SHUTTLE DRIVE
27	070006285	SHAFT-SHUTTLE-DRIVE
28	070006278	LEVER-CAM
29	070006116	STUD-CLAMP
30	835549002BG	1/4-20 JAM NUT (BAG 10)
31	907000200BG	KEY-HY PRO* 404 (BAG 10)
32	070006484	STOP LEVER ASSY
33	913464400BG	PIN-SPRING .375 X 2 1/2 (BAG 10)
34**	000026027	SOLENOID 60 HZ .156
34a**	000027873	SOLENOID 50 HZ .156
34b**	070006726	SOLENOID 60 HZ .250
34c**	070006727	SOLENOID 50 HZ .250
35*	000028391	SCREW-SHOULDER
35a*	957000002	#6 EXT STAR LOCKWASHER
35b*	834527002BG	NUT-HEX 6-32 CD (BAG 10)
35c*	700107170	ADHSVE-LKTE 609
36	843133002BG	NUT-KEP 8-32 WASH (BAG 10)
37	070006279	GUARD-SOLENOID
38	839533002BG	8-32 LOCK NUT
39	000021442BG	WASHER-RUBBER (BAG 10)
40	814333122	8-32 X 3/4 MACHINE SCREW
41	813933162BG	SCREW HD 8-32 X 1.0 - OBS (BAG 10)
42**	090005723	SOLENOID UNIVERSAL
42a**	090003739	ADAPTER CABLE FOR ABOVE
43	070006277	WASHER

To be continued Page 9

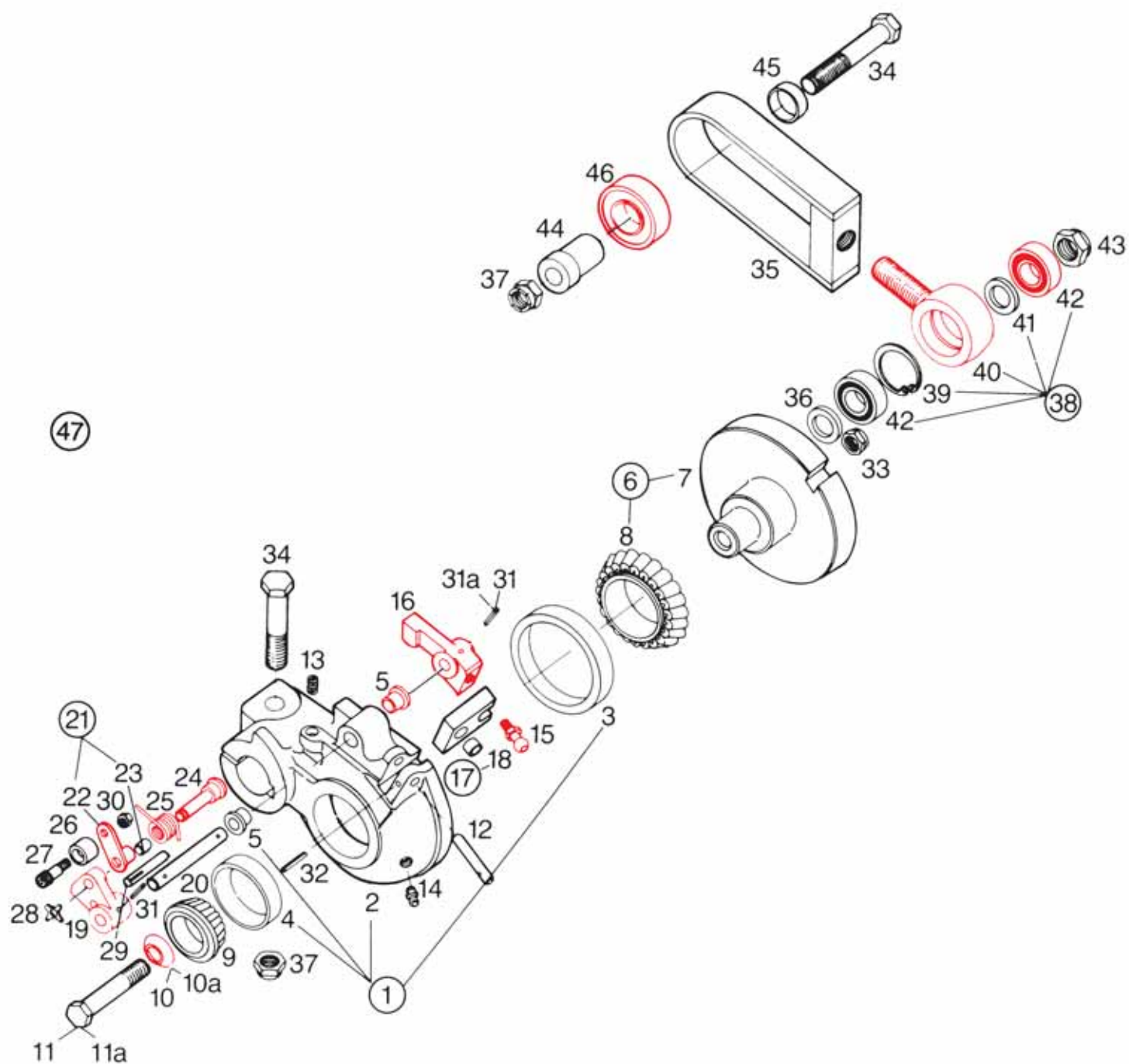


TABLE DRIVE ASSEMBLY - CONTINUED

ITEM	PART NUMBER	DESCRIPTION
44	070006276	SPRING
45	070006724	LINK-SPNG .250 HOLE
45a*	070006281	LINK-SPNG .156 HOLE
46***	070006282	LINK
47	913448120BG	PIN-SPRNG.250 X 3/4 (BAG 10)
48	610704015	KIT-LINK ASSY
49	070008135	LINK ASSEMBLY
50	900204121	BEARING FL.25X .378 X 3/4LG
51	913415100BG	PIN-SPRNG .094 X 5/8 (BAG 10)
52	070008133BG	SPACER-LINK ASSY (BAG 2)
53	070006287	PIN LONG
54	070001774BG	LINK ASSEMBLY (BAG 10)

ITEM	PART NUMBER	DESCRIPTION
55	070002653	BEARING FL .252 X .315 X .38
56	963200002	WASHER-X 1/8 9000-8
57	070006307	LINK ASSEMBLY-SHUTTLE DR
58	070001777	PIN
59	913415100BG	PIN-SPRNG .094 X 5/8 (BAG 10)
60	070006142BG	BUMPER (BAG 10)
61	070006280	CLIP-SPRING-SHUTL.DR
62	070006283	SPRING
63	610704120	CONV KIT DBL-SGL SOL (Not Pictured)
64	710502010	FITTING-HEIM*LU640
	610704120	Double to single solenoid conversion kit (Not Pictured)

* Used prior to serial #110172 these parts used only with item #34 or 34A. Solenoids with 5/32 Dia. plunger hole. Apply locktite item #35B (Nut) at assembly.

** Mount solenoids so that stroke is vertical in all directions, within + 1/64 inch. When replacing solenoid for the first time with item 42, need cable part 090 003 739.

*** If replacing item #34 or 34a solenoid with items #42 or 47 and #42a and 47 cut 1/16 inch off top item #46 to bring overall length to 2 29/32 inch. (Check length of item #46 before cutting)

TABLE DRIVE ASSEMBLY

ITEM	PART NUMBER	DESCRIPTION
1	070002778	HOUSING/CUP ASSEMBLY
3	070002777	CUP-ROLLER BEARING LG
4	070002780	CUP-ROLLER BEARING SM
5	900205053BG	BEARING FL .315 X .44 X 5/16
6	070002779	ECCENTRIC & CONE ASM
7	070001877	ECCENTRIC-TABLE DR.
8	070002776	BEARING CONE RL-TBL DRV
9	070002824	CONE & SEAL ASSY
10	070006729	DISC SPRING
11	809870285BG	SCREW-HEX 7/16-20 X 1 3/4
11A	809870325BG	SCREW-HEX 7/16-20 X 2
12	070001894	PIN-PIVOT
13	070001917	SPRING-COMPRESSION
14	710501004	FITTING-ALMTE* 1641
15	070001893	CAM BALL ASSEMBLY
16	070008321	ARM-LATCH
17	070001898	LATCH ASSEMBLY
18	900104071	BEARING SL BZ .253 X 7/16
19	070008322	LINK-ACTUATOR ASSEMBLY
20	070008325	PIN-ACTUATOR ASSEMBLY
21	070007250	LINK HUB ASSEMBLY
23	070002652	BEARING SL .252 X 315 X .5 LG
24	070001932	PIN
25	070001931	SPRING
25A	070001844	SPRING-ACTUATOR
26	070001857	ROLLER-NYLON
27	880139120BG	SCREW-SHLD 1/4 X 3/8

ITEM	PART NUMBER	DESCRIPTION
28	963300002	WASHER-X 5/32 9000-10
29	912137200	PIN-GRV 3/16 X 1 1/4T3
30	839539002	NUT-SPRNG-TK *10-24 HT
31	913423120	PIN-SPRNG .125X 3/4
32	913415120	PIN-SPRNG .094X 3/4
33	840070002	NUT FLEX 7/16-20
<i>Note: The following parts (34-46) are not included in 070001840 Table Drive Assembly</i>		
34	809873525	SCREW-HEX 1/2-13 X 2 1/2
35*	070007755	YOKE WELDMENT
36	070001849	WASHER-SPECIAL
37	844073002BG	1/2-13 STOVER LOCKNUT
38	000021880	ROD END ASSEMBLY
39	919000600BG	RING-RET. 5000-137
41	000021878	SPACER ROD ASSEMBLY
42	000021881	BEARING BL .625 X 1.375
43	840182002BG	NUT FLX LK 31FK1018
44	070007310	BEARING FL .502 X .871 X 1.20
45	070007311	SLEEVE-TABLE DR ASSEMBLY
46	190001490	BEARING BL .8750 X .0875 X .5
47	070001840	TABLE DRIVE ASSEMBLY
NOT SHOWN	610704012	KIT FOR OLD STYLE TABLE DRIVE
	610704133	PIN REPLACEMENT KIT-TABLE DRIVE

* See price book for exchange and repair program.

Note: Lubricant for Motor: 715 021 716 LUBE OIL, 600W, QUART

715 021 706 LUBE OIL, 600W, 12 QUARTS




TABLE ASSEMBLY

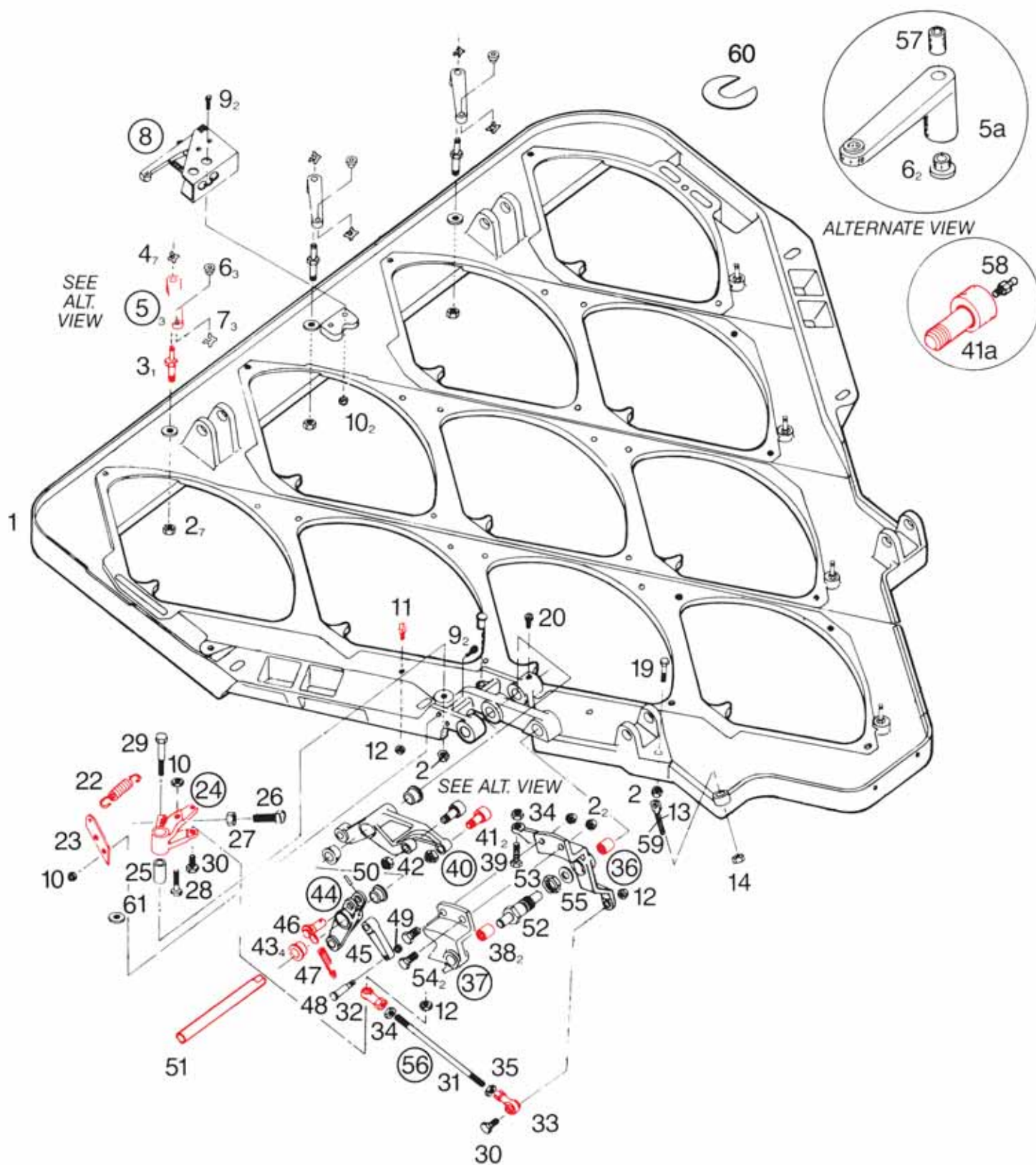


TABLE ASSEMBLY

ITEM	PART NUMBER	DESCRIPTION
1	520702684	TABLE CASTING
2	839665002BG	NUT-FLX 3/8-16 (BAG 10)
3	070007616BG	PIN-PIVOT 5/16 DIA (BAG 10)
3a	070002681BG	PIN RSPT LEVER PIVOT (BAG 10)
4	963400002BG	WASHER-X 3/16 (BAG 10)
5	070002680	LEVER RESPOT ASY
5a	070007622	LEVER RESPOT ASY
6	070002653BG	BEARING FL .252 X .315 X .38 (BAG 20)
7	963200002BG	WASHER-X 1/8 (BAG 10)
8	070006697	SWITCH ASY TABLE (SEE PG 12)
9	810239120BG	SCREW-SOC 10-24 X 3/4 (BAG 10)
10	839539002BG	NUT-FLX-TK (BAG 10)
11	070002702	STOP RESPOT
12	844049002BG	1/4-20 LOCK NUT (BAG 10)
13	070002577	STUD SPRING YOKE ASY
14	844057002BG	5/16-18 STOVER LOCKNUT (BAG 10)
19	809865125BG	SCREW-HEX 3/8-16 X 3/4 (BAG 10)
20	807357060BG	SCREW STSO 5/16-18 X 3 (BAG 10)
22	070002732BG	SPRING (BAG 2)
23	070002734	BRKT SPRING CAM LINK
24	070002583	LINK ASY ACTUATING
25	070002715	BEARING SL .502 X .689 X 1.5
26	806249160	SCREW SQHD SET 1/4-20 X 1
27	835549002BG	1/4-20 JAM NUT (BAG 10)
28	070002733	SCREW CAM LINK TABLE
29	070002584	PIN BELL CRANK
30	809849165BG	SCREW-HEX 1/4-20 X 1 (BAG 10)
31	070002581	TIE ROD
32	000022738	ROD END RH
33	000022737	ROD END LH

ITEM	PART NUMBER	DESCRIPTION
34	835550002BG	NUT HEX JAM 1/4-28 (BAG 10)
35	835650002BG	NUT HEX JAM 1/4-25 LH (BAG 10)
36	070002728	CAM LINK BEARING ASY
37	070002727	LINK & BEARING ASY
38	070002781	BEARING NEEDLE
39	070001871	SCREW-HEX HD CAM LINK
40	070002578	LEVER ASY SPOT
41	070002816	CAM FOLLOWER
42	840066002BG	NUT-FLX-TN 3/8-24 (BAG OF 10)
43	070002745BG	BEARING FL .626 X .814 X 1/2
44	070002579	LEVER ASY FINGER
45	070002590	FINGER LINK
46	070001804	PIVOT WELD RESPOT
47	070001807	SPRING RESPOT FINGER
48	070002592	PIN FINGER OBSOLETE X-ref 090005629
49	843140002BG	NUT-KEP 10-32 WASH (BAG 10)
50	913423160BG	PIN SPRING .125 X 1 (BAG 10)
51	070002585	SHAFT LEVER TBL ASY
52	070002726	SHAFT TBL ASY
53	840600002BG	NUT FLX LINK 7/8 X 14 (BAG 10)
54	809865205BG	SCREW HEX 3/8-16X1 1/4 (BAG 10)
55	701320046	BEARING TH .628 X 1 X 1/16
56	070002594	TIE ROD ASY
57	070002652BG	BEARING SL .252 X .315 X .5LG (BAG 20)
58	710501009	FITTING
59	070002596	SPRING (NOT SHOWN)
60	000021784	WASHER SLOTTED
61	701316041	THRUST BEARING 1/16

SPECIAL TOOLS - TABLE

070006519	RS/CUP/SPOT HEIGHT GAUGE
070006587	TABLE FLAG LOCATING TOOL
030003943	MOTOR CRANK
088001217	YOKE TOE GAUGE
792020044	COMBINATION SQUARE
792505005	SPRING PULLER
088001216	FRAME/SWEEP/DIST GAUGE




TABLE WIREWAY ASSEMBLY

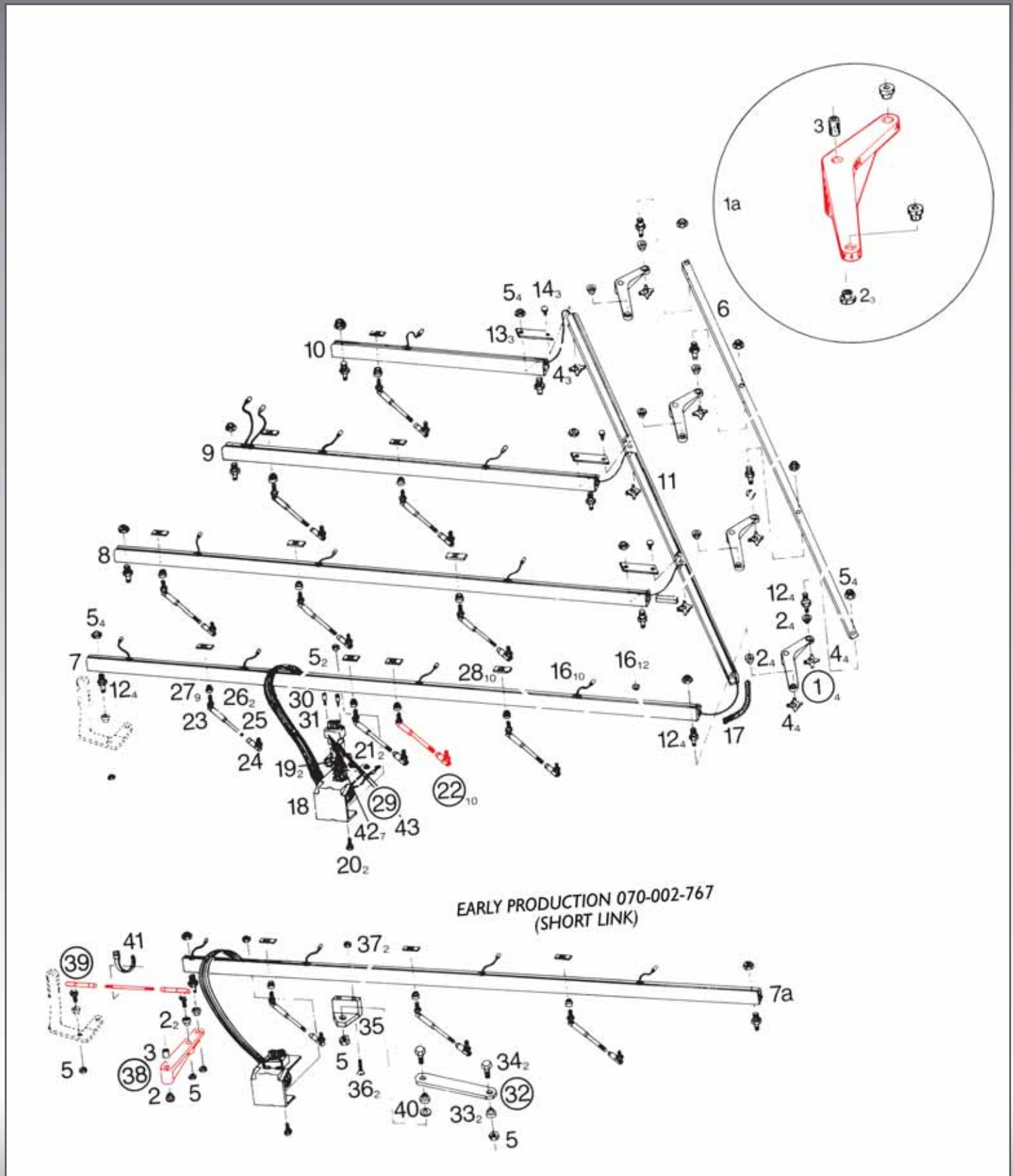



TABLE WIREWAY ASSEMBLY

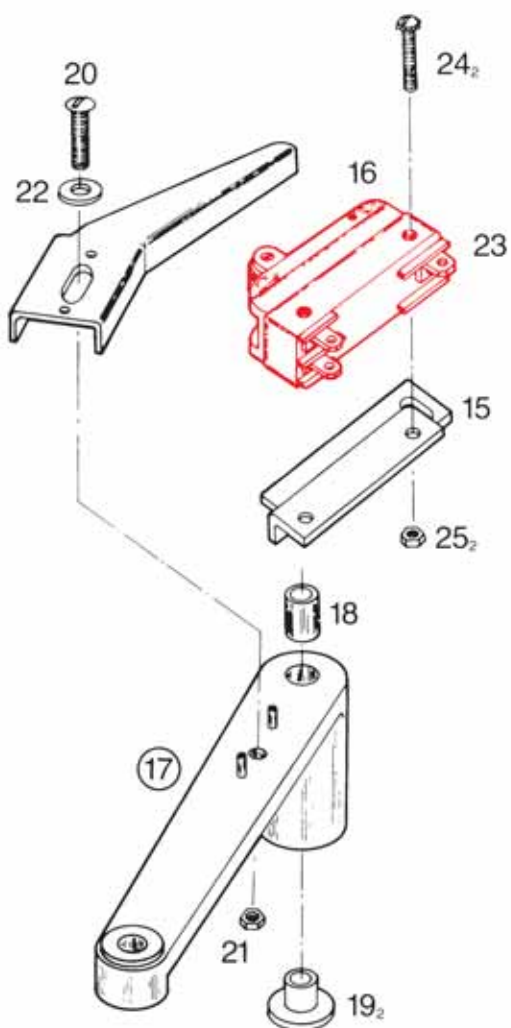
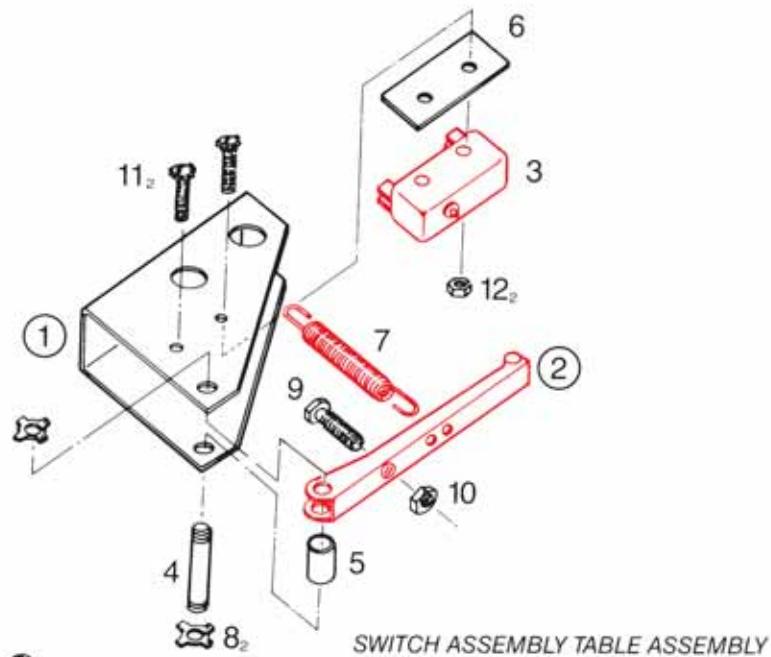
ITEM	PART NUMBER	DESCRIPTION
1	070007623	LEVER RESPOT ASSEMBLY
1a	070002678	LEVER RESPOT ASSY
2	070002653BG	BEARING FL .252 X .315 X .38 (BAG 20)
3	070002652BG	BEARING SL .252 X .315 X .5 LG (BAG 20)
4	963200002BG	WASHER-X 1/8 9000-8 (BAG 10)
5	844049002BG	1/4-20 LOCK NUT (BAG 10)
6	070002671	LINK RESP CONN
7*	070006669	LINK RESPOT
8	070002768	LINK-TABLE ASSEMBLY
9	070002769	LINK-TABLE ASSEMBLY
10	070002770	LINK-TABLE ASSEMBLY
11	070002766	LINK-TABLE ASSEMBLY
12	070002774BG	PIN (BAG 2)
13	070002771	PLATE-TABLE
14	070002772BG	PIN-TABLE (BAG 10)
16	070002773	GROMMET-TABLE ASSEMBLY
17	770008009	SPIRAP-POLY-5 FT STRIP
18	090002538	TABLE CONNECTOR BRACKET
19	000025556	CATCH-SPG.LOCK
20	809849085	SCREW-HEX 1/4-20 X 1/2
21	834821000BG	4-40 HEX BRASS NUT (BAG 10)
22	070002814	LINK ASSEMBLY
23	730036025	CLIP-SILVER
23a	730035025	CLIP-BALL-JOINT BRSS

ITEM	PART NUMBER	DESCRIPTION
24	730023015	SHELL
25	070002814	LINK ASSEMBLY
26	730027019	STUD-BALL 1/4-20
27	070002815BG	BEARING .252 X .318 X .307 LG (BAG 10)
28	724507002BG	TIN-NUT C-160-1420 (BAG 10)
29	070005602	CBL-TABLE
30	000028442BG	GUIDE PIN (BAG 10)
31	000028441BG	GUIDE SOCKET (BAG 10)
32	070002582	DRIVE LINK ASSEMBLY-REAR
33	900205053BG	BEARING FL .315 X .44 X 5/16 (Bag 5)
34	070002619	PIN ACTUATOR SHAFT
35	610704010	TABLE CABLE REPLACEMENT KIT
36	812039162BG	SCREW-FLHD 10-24 X 1 (BAG 10)
37	839539002BG	NUT-FLX-TK *10-24 HT (BAG 10)
38	610704010	TABLE CABLE REPLACEMENT KIT
	070006669	LINK RESPOT
39	070002813	RESPOT LINK
40	000026865BG	WASHER (BAG 10)
41	770011029	TYRAP-7.31 INCH LG
42	000025079	BLOCK-TERM AMP 201355-1
43	760011197BG	TERM-PIN.062 DIA LP (BAG 10)
44	610704010	TABLE CABLE REPLACEMENT KIT

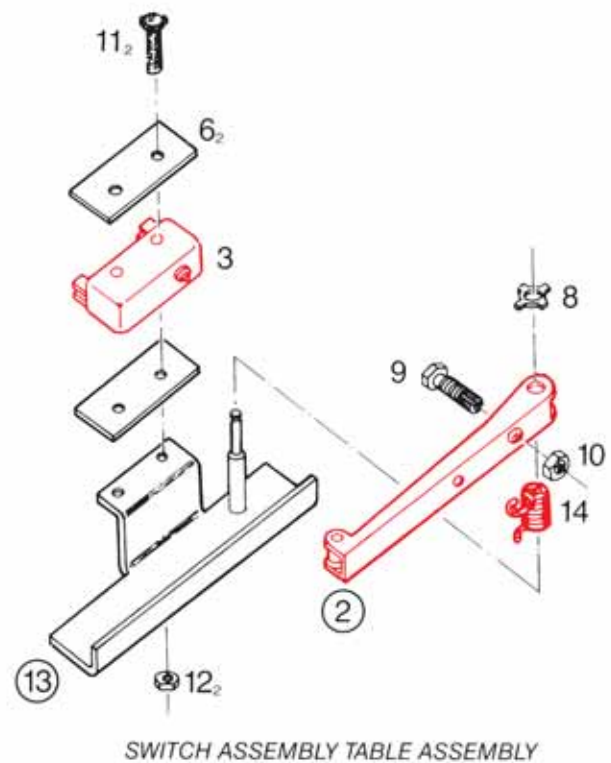
* Short Link is no longer available. Use item 7 as replacement.



SWITCH ASSEMBLY TABLE ASSEMBLY




SWITCH & LEVER ASSEMBLY
(70 A MACHINE TO SERIAL #93200)



SWITCH ASSEMBLY TABLE ASSEMBLY

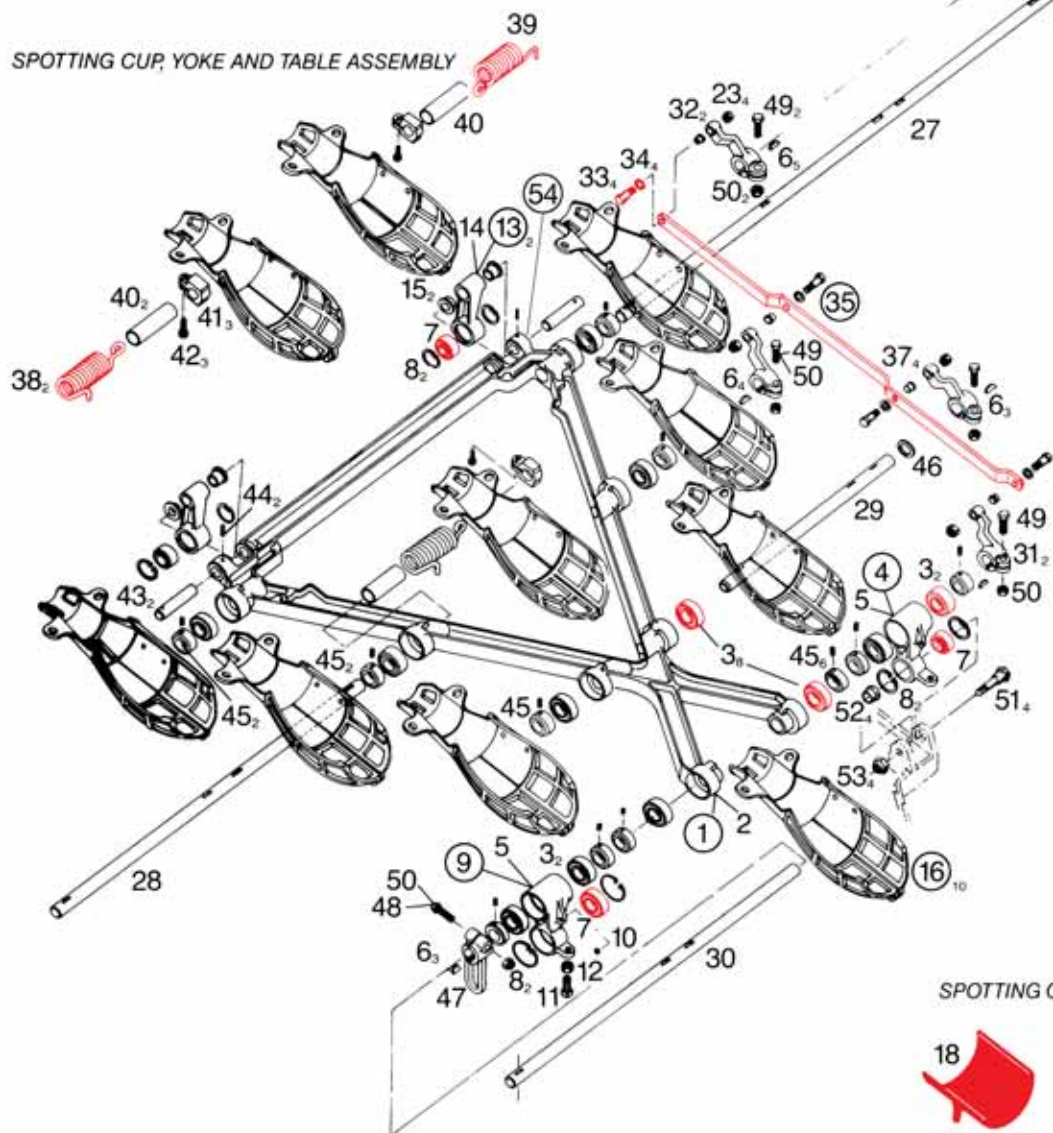
ITEM	PART NUMBER	DESCRIPTION
1	070006695	BRKT-SWITCH ASSEMBLY
2	000021645	LEVER ASSEMBLY-SWITCH
3	000026042	SWITCH-MICRO
4	070006693	SHAFT-SWITCH ASSEMBLY
5	070006694	SPACER-SWITCH ASSEMBLY
6	000022296BG	INSULATOR-SWITCH (BAG 10)
7	000024657	SPRING
8	963200002BG	WASHER-X 1/8 9000-8 (BAG 10)
9	000021714	SCREW-ADJUSTING
10	835550002BG	NUT-HEX-JAM 1/4-28 (BAG 10)
11	818227162BG	SCREW-SMRD 6-32 X 1 (BAG 10)
12	839527002BG	NUT-FLX-TK 6-32 HT (BAG 10)
13	070006697	SWITCH ASY - TABLE

ITEM	PART NUMBER	DESCRIPTION
14	070002762	SPRING-SWTC.HLEV-TBL - OBS
15	070006697	SWITCH ASY - TABLE
16	070006697	SWITCH ASY - TABLE
17	070002758	LEVER & BUSHING ASSEMBLY
18	070002652BG	BEARING SL .252 X .315 X .5 LG (BAG 10)
19	070002653BG	BEARING FL .252 X .315 X .38 (BAG 10)
20	808640141BG	SCREW-SOC LK 10-32 x 7/8 (BAG 10)
21	843140002BG	NUT-KEP 10-32 WASH (BAG 10)
22	948745082BG	WASHER- 7/32 X 1/2 X 1/16 (BAG 10)
23	000026247	SWITCH
24	813727162	SCREW 6-32 X 1.0 - OBS
25	838727002BG	NUT-HEX-ESN 6-32 LT (BAG 10)

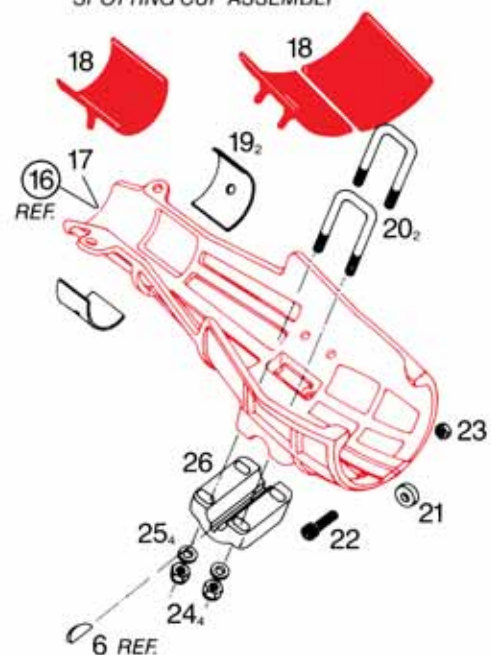


YOKE & SPOTTING CUP ASSEMBLY

SPOTTING CUP, YOKE AND TABLE ASSEMBLY



SPOTTING CUP ASSEMBLY



YOKE & SPOTTING CUP ASSEMBLY

ITEM	PART NUMBER	DESCRIPTION
1	070002623	YOKE & BEARING ASSY
2	070002683	YOKE
3	190001490	BEARING BL .8750 X 1.875 X .5
4	070002663	LEG ASSEMBLY-FRONT RH
5	070002667	LEG-FRONT-TABLE
6	907000600BG	KEY-HY PRO 706 (BAG 10)
7	070002698	BEARING SR .625 X 1.562 X 7/8
8	919000700BG	RETAINING RING (BAG 10)
9	070002664	LEG ASSEMBLY-FRONT LH
10	724517107	RING-COMP-TINN .315
11	806265240BG	SCREW-STSQ 3/8-16 X 1 1/2 (BAG 10)
12	835565002	3/8 X 16 HEX NUT - THIN
13	070002665	LEG ASSEMBLY-REAR WITH BUSHINGS
15	000023114	BEARING FL .628 X .8155 X .06
16	070002808	SPOTTING CUP ASSEMBLY
17	070002809	SPOTTING CUP
17a	070011814	SPOTTING CUP LEXAN
18	070002784	SPOTCUP LINER - GRAY
18a	090002024	LINER-BLACK
19*	070002798	RETAINER-SPOTING CUP
20	070002787BG	BLT-U-SPOTTING CUP (BAG 2)
22	810249200BG	SCREW-SOC 1/4-20 X 1 1/4 (BAG 10)
23	844049002BG	1/4-20 LOCK NUT (BAG 10)
24	844057002BG	5/16-18 STOVER LOCKNUT (BAG 10)
25	948761112BG	5/16 WROUGHT WASHER (BAG 10)
26	070002788	CAP-SPOTTING CUP
27	070002618	SHAFT-4 YOKE ASSEMBLY

ITEM	PART NUMBER	DESCRIPTION
28	070002617	SHAFT-3 YOKE ASSEMBLY
29	070002616	SHAFT-2 YOKE ASSEMBLY
30	070002615	SHAFT-1YOKE ASSEMBLY
31	070002602	LEVER INNER YOKE
32	070002603	LEVER OUTER YOKE
33	070002723BG	PIN ACTUATOR SHAFT (BAG 10)
34	701310036BG	BEARING TH .315 X .75 X 1/16 (BAG 10)
35	070002612	TIE LINK ASM
36	070002612	TIE LINK ASM
37	900205053BG	BEARING FL .315 X .44 X 5/16 (BAG 10)
38	070002688	SPRING RH (10 SIDE)
39	070002689	SPRING LH (7 SIDE)
40	070002719	SLEEVE-SPRING-YOKE
41	090004033	SPRING RETAINER
42	809849165BG	SCREW-HEX 1/4-20 x 1 (BAG 10)
43	070002609	PIN LEVER REAR YOKE
44	913437240BG	PIN-SPRNG .187 X 1 1/2 (BAG 10)
45	000025549	COLLAR 7/8 X1 1/2 X 9/16
46	070002620	SPACER YOKE ASSEMBLY
47	070002624	ARM ACT YOKE ASM
48	809865365BG	3/8-16 X 2-1/4 HEX HEAD SCREW (BAG 10)
49	809865245BG	SCREW-HEX 3/8-16 X 1 1/2 (BAG 10)
50	839665002BG	NUT-FLX 3/8-16 (BAG 10)
51	070002701	PIN YOKE LEGS
52	070002573	SPACER LEG YOKE
53	840381002BG	NUT-FLX-TK 5/8-11 (BAG 10)
54	701330046	BEARING .628X 1 1/16

* Not required on new spotting cup assemblies.

PIN FORK



- The “can’t live without” tool for respotting pins and clearing deadwood from the back.
- Always drop the sweep and turn off the machine before handing pins on the deck.

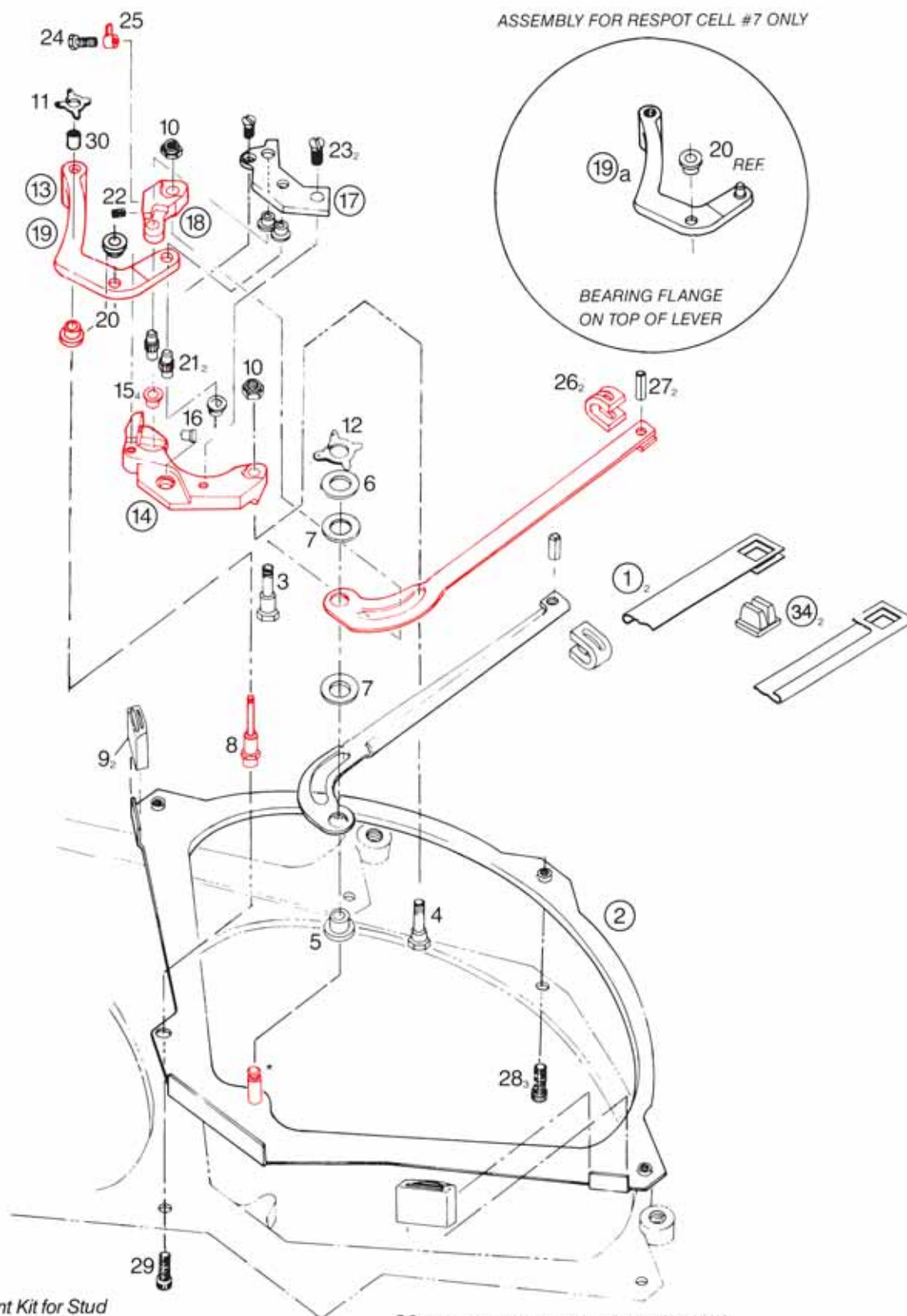
Product Code **B158100**

YOKE REPAIR KIT



- Quick, temporary repair of broken yoke assembly
- Requires drilling

Product Code **610704011**



*Replacement Kit for Stud
070-002-650 Stud
840-049-002 Nut

CELL ASSEMBLY - RESPOT


ITEM	PART NUMBER	DESCRIPTION
1*	090004123	RESPOT FINGER WITH INSERT
2	070002792	FRAME RESPOT WELD.
3	070007194	STUD-LONG-RESPOT.CELL
4	070007195	STUD-SHORT-RESPOT.CELL
5	070007196BG	BEARING FL .252 X .485 X .560 (BAG 10)
6	070007192BG	WASHER-RESPOT CELL ASSEMBLY (BAG 10)
6a	070007651BG	NYLON WASHER - TOP (BAG 10)
7	070007193BG	SPACER-RESPOT CELL (BAG 5)
7a	948975172BG	SPACER STEEL (BAG 10)
8**	070007617BG	STUD-PIVOT 5/16 (BAG 10)
8a**	070002654BG	PIVOT SHAFT 1/4 (BAG 10)
9	070002752	BUMPER EXTENSION
10	844049002BG	1/4-20 LOCK NUT (BAG 10)
11	963400002BG	WASHER-X 3/16 9000-12 (BAG 10)
12	963200002BG	WASHER-X 1/8 9000-8 (BAG 10)
13	070002647	YOKE RESPOT ASSEMBLY
13a	070002647	YOKE RESPOT ASY
14	070002629	YOKE RESPOT ASM
15	070002630BG	BEARING FL .252 X .315 X .218 (BAG 20)
16	933623050	RVT-SEMI TUBLR STL

ITEM	PART NUMBER	DESCRIPTION
17	070002644	PLATE YOKE ASSEMBLY
18	070002646	ARM RES YOKE ASSEMBLY
19	070007618	LEVER RESPOT ASSEMBLY 9 CELL
19a	070007620	LEVER ASSEMBLY N07 CELL
20	070002653BG	BEARING FL .252 X .315 X .38 (BAG 20)
21	070002645	SHAFT-LEVER AY-RESPOT
22	070002649BG	SPRING (BAG 10)
23	070002750BG	SCREW-FLHD-RESPOT&YOKE (BAG 10)
24	070002632	SCREW-ADJ-RESPOT CELL
25	070002570BG	INSERT YOKE ARM (BAG 5)
26	070007197BG	INSERT-RESPOT-PLASTIC/ ROUND HOLE (BAG 10)
27	913437100BG	PIN-SPRNG .187 X 5/8 (BAG 10)
28	808640141BG	SCREW-SOC LK 10-32 x 7/8 (BAG 10)
29	808640121BG	SCREW SOC LK 10-32 x 3/4 (BAG 10)
30	070002652BG	SLEEVE BUSHING (BAG 10)
31	070006674	CELL ASSEMBLY #7 (NEW STYLE)
33	090004119BG	RESPOT FINGER (BAG 10)
34	792506033	INSERT-RESPOT/ SQUARE HOLE
35	951138000	WASHER-LK-SPLIT # 10 X-ref to 090004123
36	610704001	RESPOT CELL FGR KIT (NOT SHOWN)

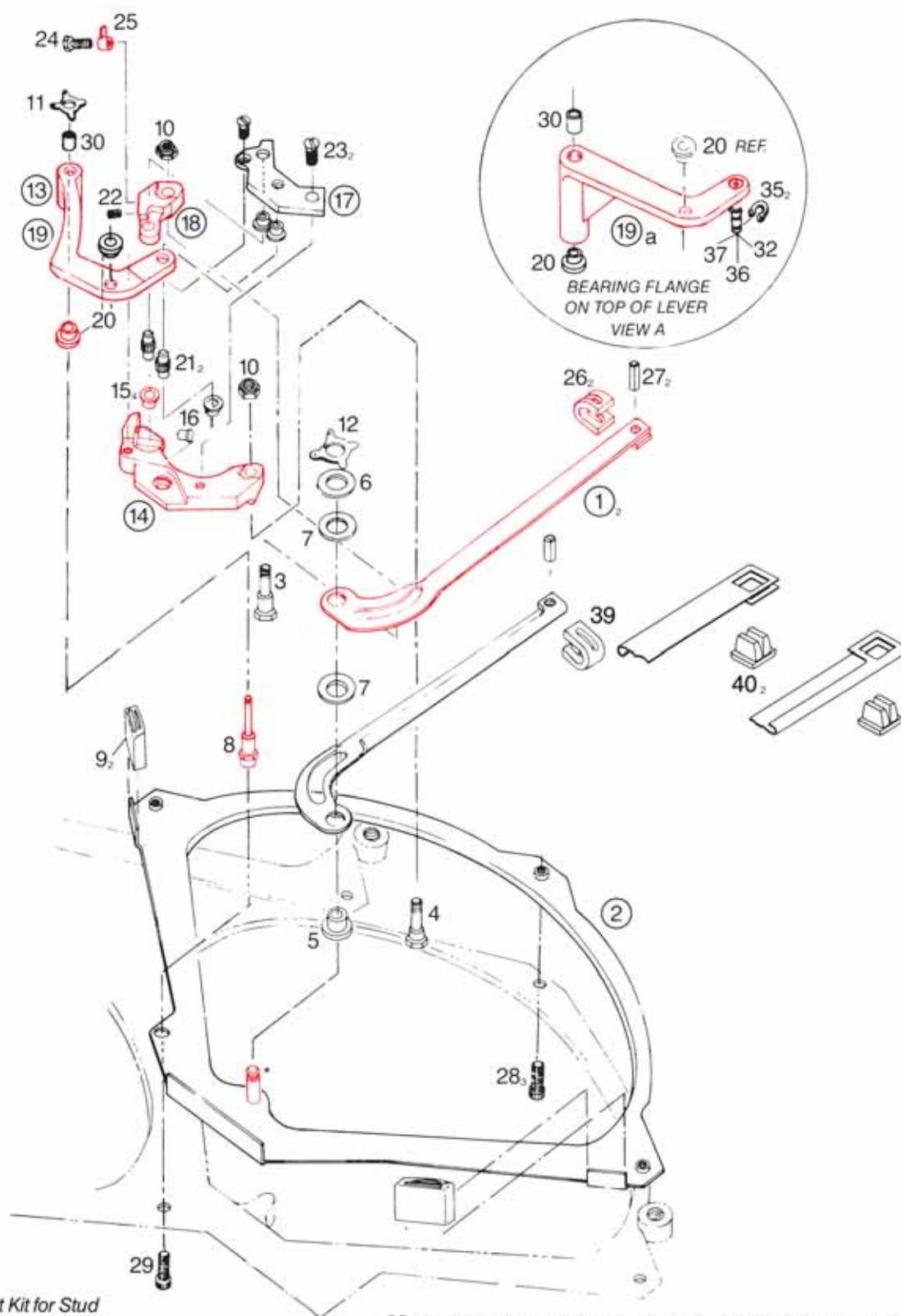
* Item 1 is new style finger with square holes. Old style finger with round holes is no longer available.

** With Item 8, no bushings used in boss of Item 19.

With Item 8a, bushings are used in boss of Item 19. 070 002 652 Sleeve Bushing.



RESPOT CELL NUMBER 7 ASSEMBLY



RESPOT CELL NUMBER 7 ASSEMBLY

ITEM	PART NUMBER	DESCRIPTION
1*	090004123	RESPOT FINGER with insert
2	070002686	FRAME ASM 7 CELL
3	070007194	STUD-LONG-RESPOT.CELL
4	070007195BG	STUD-SHORT-RESPOT.CEL (BAG 5)
5	070007196BG	BEARING FL .252 X .485 X .560 (BAG 5)
6	070007192BG	WASHER-RESPOT CELL ASSEMBLY (BAG 10)
6a	070007651BG	NYLON WASHER - TOP (BAG 10)
7	070007193BG	SPACER - RUBBER/NYLON (BAG 10)
7a	948975172BG	SPACER STEEL (BAG 10)
8**	070002685BG	SHAFT-PIVOT 7 CELL 5/16 (BAG 10)
8a**	070002654BG	PIVOT SHAFT 1/4 (BAG 10)
9	070002752	BUMPER EXTENSION
10	844049002BG	1/4-20 LOCK NUT (BAG 10)
11	963100002BG	WASHER-X 3/32 9000-6 (BAG 10)
12	963200002BG	WASHER-X 1/8 9000-8 (BAG 10)
13	070002642	YOKE RESPOT ASSEMBLY 7
14	070002629	YOKE RESPOT ASM
15	070002630BG	BEARING FL .252 X .315 X .218 (BAG 20)
16	933623050	RVT-SEMI TUBLR STL
17	070002644	PLATE YOKE ASSEMBLY
18	070002646	ARM RES YOKE ASSEMBLY
19	070006673	LEVER RESPOT ARM W/I

ITEM	PART NUMBER	DESCRIPTION
19a	610704026	KIT-#7RESPOT LVR ASSEMBLY
20	070002653BG	BEARING FL .252 X .315 X .38 (BAG 20)
21	070002645	SHAFT-LEVER AY-RESPOT
22	070002649BG	SPRING (BAG 10)
23	070002750BG	SCREW-FLHD-RESPOT&YOKE (BAG 10)
24	070002632	SCREW-ADJ-RESPOT CELL
25	070002570BG	INSERT YOKE ARM (BAG 5)
26	070007197BG	INSERT-RESPOT-PLASTIC/ round hole (BAG 10)
27	913437100BG	PIN-SPRNG.187 X 5/8 (BAG 10)
28	808640141BG	SCREW-SOC LK 10-32 x 7/8 (BAG 10)
29	808640121BG	SCREW SOC LK 10-32 x 3/4 (BAG 10)
30	070002652BG	BEARING SL .252 X .315 X .5 LG (BAG 10)
32	070008154	PIN-PIVOT N07 CELL
33	070006674	CELL ASSEMBLY #7 (NEW STYLE)
34	070007199	RESPOT CELL ASSEMBLY #7(OLD STYLE)
35	919010200BG	RING-RET. 5133-25 (BAG 10)
36	835558002BG	NUT-HEX-JAM 5/16-24 (BAG 10)
37	070002531	WASHER RESPOT
38	951138000BG	WASHER-LK-SPLIT # 10 (BAG 10)
39	090004119	RESPOT FINGER X-ref to 090004123
40	792506033	INSERT-RESPOT/ square hole
41	610704001	RESPOT CELL FGR KIT

* Item 1 is new style finger with square holes. Old style finger with round holes is no longer available.

** With Item 8, no bushings used in boss of Item 19.

With Item 8a, bushings are used in Boss of Item 19. 070 002 652 Sleeve Bushing.




TABLE TORQUE TUBE ASSEMBLY

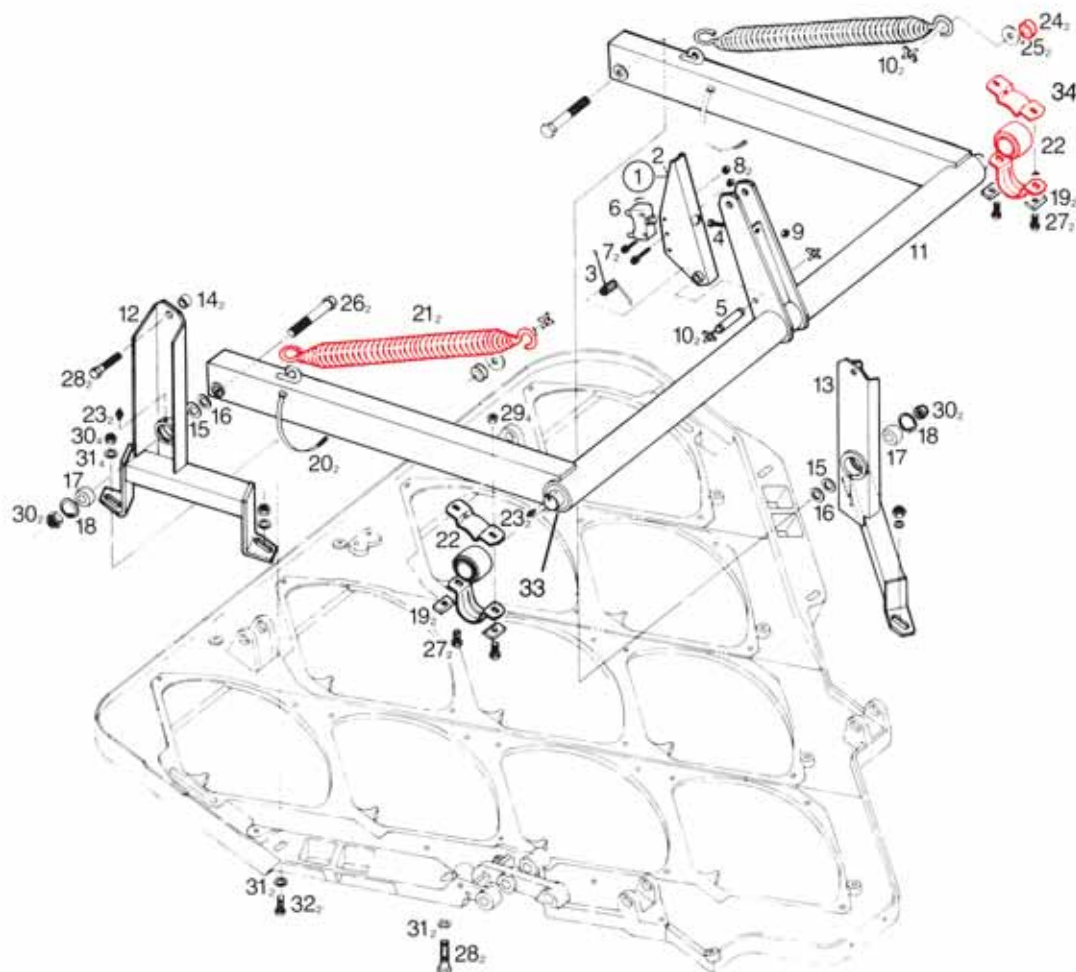


TABLE TORQUE TUBE ASSEMBLY

ITEM	PART NUMBER	DESCRIPTION	ITEM	PART NUMBER	DESCRIPTION
1	070001852	LEVER TABLE ARM	22	000022811	PILLOW BLOCK
2	070001852	LEVER TABLE ARM	23	710501009	FITNG-ALMTE*3006
3	070001853	SPRING	24	070001668	ROLLER-SPRING
4	070001854	SCREW-ADJUSTING	24a	090003795	ROLLER-plastic
5	070001591	PIN-HOOK SPOT	25	945867242BG	WASHER-13/32X1 1/2 (BAG 10)
6	000026042	SWITCH-MICRO	26	809881640BG	SCREW-HEX HDCAP5/8-11X4 (BAG 10)
7	818227202BG	SCREW-SMRD 6-32X1 1/4 (BAG 10)	27	809865245BG	SCREW-HEX 3/8-16X1 1/2 (BAG 10)
8	843127002BG	NUT-KEP 6-32 WASH (BAG 10)	28	809869325BG	SCREW-HEXHDCA7/16-14X2 (BAG 10)
9	839549002BG	NUT-FLX-TK 1/4-20 HT (BAG 10)	29	840065002BG	NUT-FLX-TN 3/8-16 (BAG 10)
10	963400002BG	WASHER-X 3/16 9000-12 (BAG 10)	30	844081002BG	NUT-STVR-LK 5/8-11 (BAG 10)
11	610704003	TORQ TUBE CONVERSION KIT	31	949100002BG	WASHER-59/64X15/32 (BAG 10)
12	070007296	TABLE SUPPORT ASSYLH (7 SIDE)	32	809869245BG	SCREW-HEX 7/16-14X1 1/2 (BAG 10)
13	070007295	TABLE SUPPORT ASSYRH (10 SIDE)	33	000023646	SHIM YOKE
14	070007303	SPACER-FRONT END	34	030003938	STRAP PILLOW BLOCK
15	070007302	SPACER-FRONT END			
16	070007752	SPACER			
17	070002698	BEARING SR .625 X 1 .562 X 7/8	NOT SHOWN	610704103	SPRING ROLLER PIN REPAIR KIT
18	919000700BG	RING - RET (BAG 10)		000021784	PACMAN WASHER/ SLOT WASHER
19	070008182	BLOCK-BEARING		612070012	COUNTERBALANCE SPRING EYE REPAIR KIT
20	770011010	TYRAP 14.19 INCH LG		090004007	TUBE HANGER BRACKET (82-90 STYLE)
21	000022782	SPRING COUNTER BAL		090005015	BEARING TORQUE TUBE (82-90 STYLE)

TABLE TORQUE TUBE ASSEMBLY - OLD

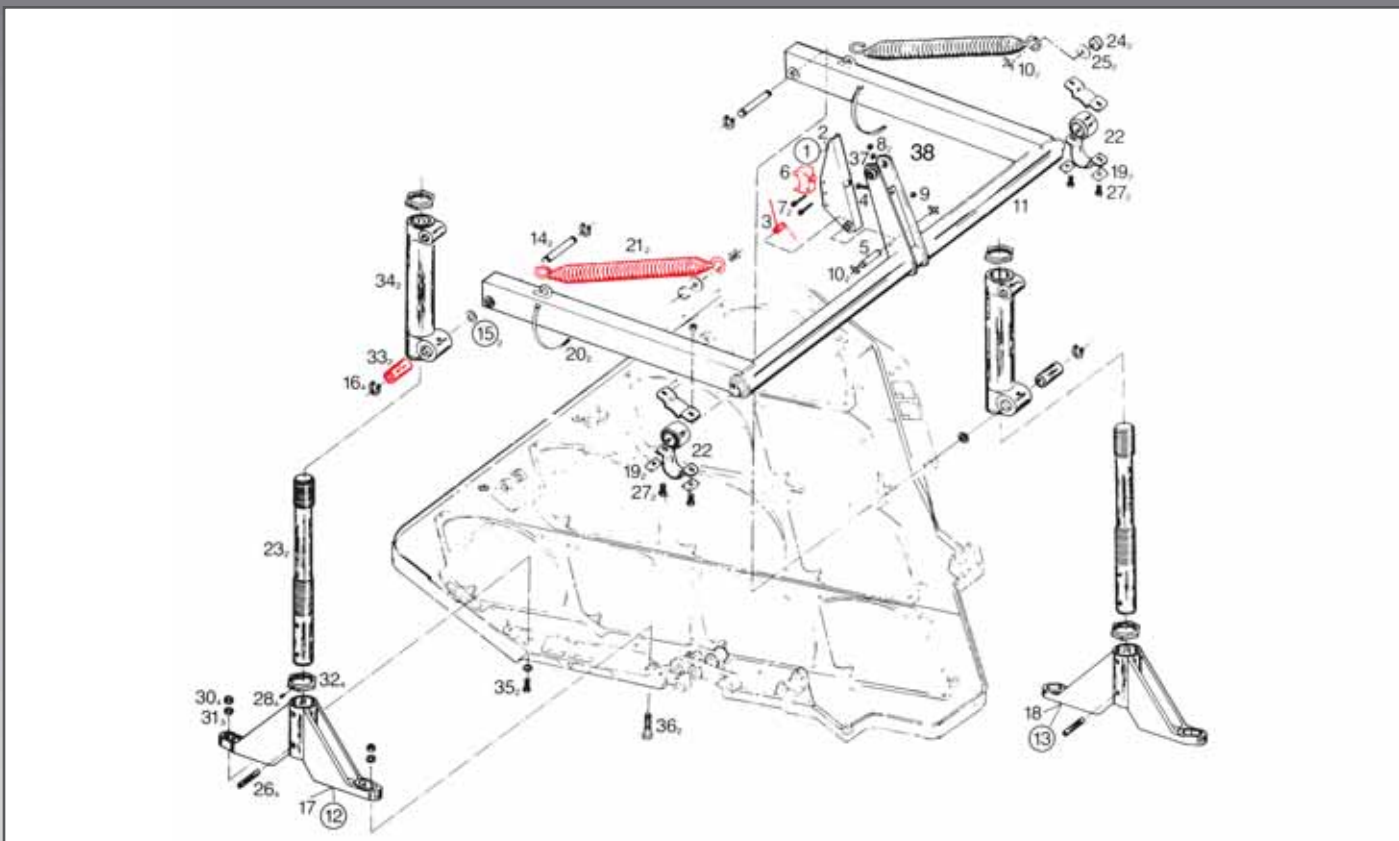


TABLE TORQUE TUBE ASSEMBLY - OLD

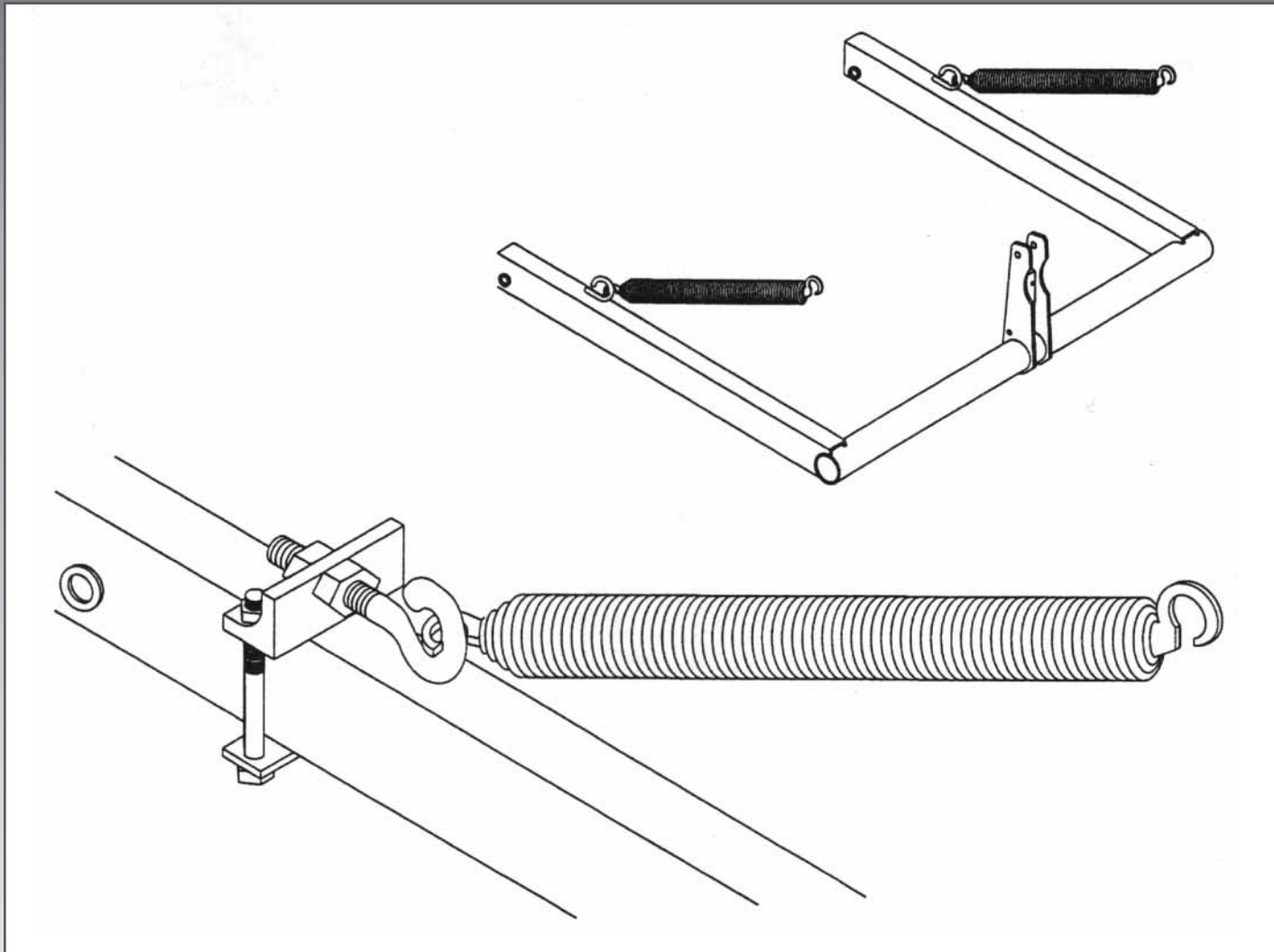
ITEM	PART NUMBER	DESCRIPTION
1	070001852	LEVER TABLE ARM
2	070001852	LEVER TABLE ARM
3	070001853	SPRING
4	070001854	SCREW ADJUSTING
5	070001591	PIN-HOOK SPOT
5a	880457240	SCREW SHLD 3/8X1 - OBS
5b	839057002BG	NUT HEX ESN TM 5116-18 (BAG 10)
6	000026042	SWITCH MICRO
7	818227202BG	SCREW SMRD 6-32X1 1/4 (BAG 10)
8	843127002BG	NUT-KEP 6-32 WASH (BAG 10)
9	839549002BG	NUT-FLX-TK 1/4-20 HT (BAG 10)
10	963400002BG	WASHER-X 3/16 9000-12 (BAG 10)
11	610704003	TORQUE TUBE conversion kit
12	070007296	TABLE SUPPORT ASSEMBLY LH
	070007295	TABLE SUPPORT ASSEMBLY RH
13	070007296	TABLE SUPPORT ASSEMBLY LH
	070007295	TABLE SUPPORT ASSEMBLY RH
14	070001583	PIN-FRONT END ASY
15	070007302	SPACER FRONT END
16	919010700BG	RING - RET (BAG 10)
17	070007296	TABLE SUPPORT ASSEMBLY LH
	070007295	TABLE SUPPORT ASSEMBLY RH
18	070007296	TABLE SUPPORT ASSEMBLY LH
	070007295	TABLE SUPPORT ASSEMBLY RH
19	070008182	BLOCK BEARING
20	770011010	TYRAP 14.19 INCH LONG

ITEM	PART NUMBER	DESCRIPTION
21	000022782	SPRING COUNTER BAL
22	000022811	PILLOW BLOCK
23	070007296	TABLE SUPPORT ASSEMBLY LH
	070007295	TABLE SUPPORT ASSEMBLY RH
24	070001668	ROLLER-SPRING
25	945867242BG	WASHER-13/32X1 1/2 (BAG 10)
26	913456320BG	PIN-SPRING .312X2 (BAG 10)
27	809865245BG	SCREW-HX 3/8-16X1 1/2 (BAG 10)
28	070001909	SCREW-SET-NYLON TIP
29	840065002BG	NUT-FLX TN 3/8-16 (BAG 10)
30	844069002BG	NUT SVR-LK 7/16-14 (BAG 10)
31	949100002BG	WASHER 59/64-15/32-1/16 (BAG 10)
32	070007296	TABLE SUPPORT ASSEMBLY LH
	070007295	TABLE SUPPORT ASSEMBLY RH
33	900110403	BRG SL .628X2 1/2 LG
34	070007296	TABLE SUPPORT ASSEMBLY LH
	070007295	TABLE SUPPORT ASSEMBLY RH
35	809869365BG	SCR-HX 7/16-14X2 1/4 (BAG 10)
36	809869445	SCR-HX 7/16-14X2 3/4
37	070001924	BRG-FL .753X.9395X.58
38	070001926	PIN
NOT SHOWN	090004007	TUBE HANGER BRACKET (82-90 STYLE)
	090005015	BEARING TORQUE TUBE (82-90 STYLE)

Note: Items 17, 18, 34 and related assemblies are no longer available. Order 070007295 and 070007296 table supports.



COUNTER BALANCE SPRING EYE REPAIR KIT



COUNTER BALANCE SPRING EYE REPAIR KIT

Includes:

- (1) Angle Bracket
- (1) Flat Bracket
- (2) 1/4" - 20 x 3-3/4" Hex Bolts
- (2) 1/4" - 20 Stover Lock Nuts
- (2) 3/8" - 16 Hex Jam Nuts
- (1) 3/8" - 16 x 3-1/2" Eyebolt

- Quick solution for broken spring hooks on the table torque tube
- A simple, strong and neat fix
- Installs quickly and easily - no welding or drilling
- An economical way to extend the life of equipment

Product Code **612070012**

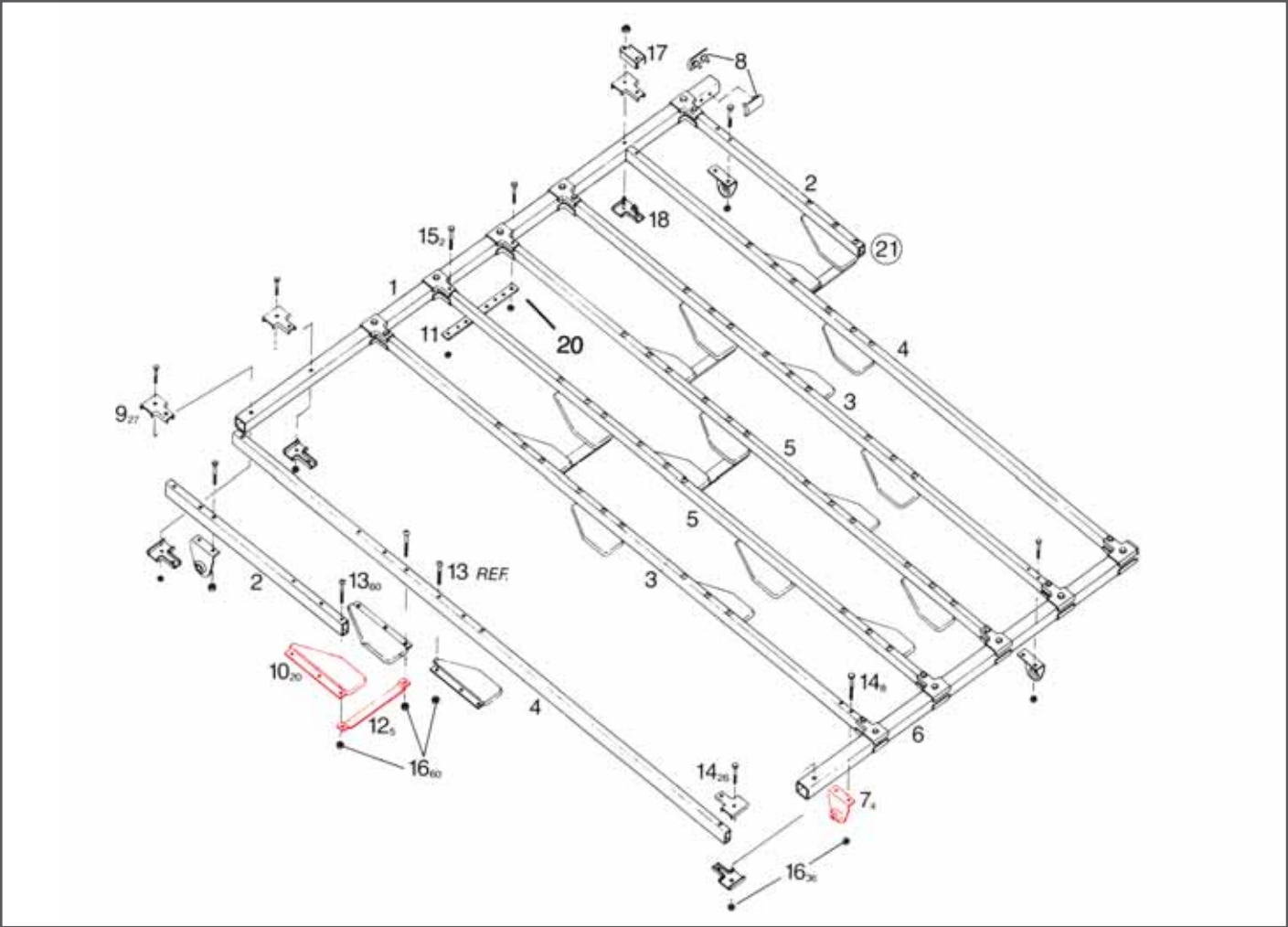
SPRING ROLLER PIN REPAIR KIT



Features:

- Use this kit if the original Stud breaks off
- Special Replacement stud with nut
- Comes with full instructions


Product Code **610704103**



SHUTTLE ASSEMBLY

ITEM	PART NUMBER	DESCRIPTION
1	070006253	TUBE-CROSS LONG-BIN
2	070006254	TUBE-SIDE SHORT-BIN
3	070006255	TUBE-SIDE LONG-BIN
4	070006256	TUBE-OUTSIDE-BIN
5	070006257	TUBE-CENTER-BIN
6	070006258	TUBE-CROSS SHORT BIN
7	070006259	BRKT-ARM-SHUTLE ASSEMBLY
8	070006260	BUMPER-COUNTER-BIN
9	070006261	CLAMP-END-BIN
10	088001211	PIN HOLDER

ITEM	PART NUMBER	DESCRIPTION
11	070006266	STRAP-SPRING-BIN
12	070006268	STRAP SHUTTLE
13	808549240BG	SCREW-SOBT1/4-20 X 1 1/2 (BAG 10)
13a	809849325BG	1/4-20 X 2 CAP SCREW (BAG 10)
14	809849245BG	SCREW-HEX 1/4-20 X 1 1/2 (BAG 10)
15	809849285BG	SCREW-HEX 1/4-20 X 1 3/4 (BAG 10)
16	844049002BG	1/4-20 LOCK NUT (BAG 10)
19	070006390	SPACER
20	070006447	SPRING-SHUTTLE ASSEMBLY
21	090007602	SHUTTLE ASSEMBLY



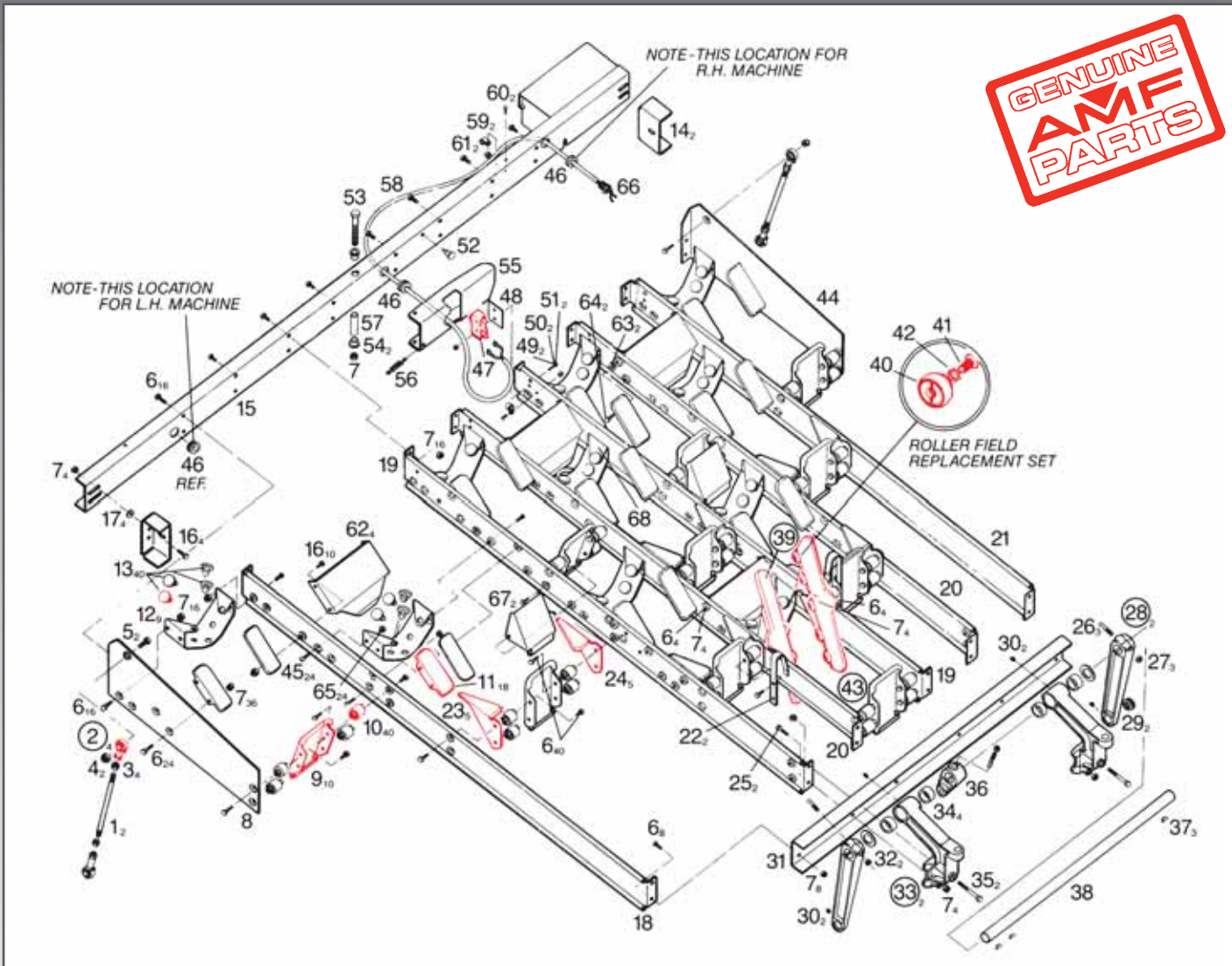

SPECIAL TOOLS - SHUTTLE

070006519	POSITION GAUGE
792505005	SPRING PULLER


SUPER SLICK PIN HOLDER

- Features:
- Made of new material
 - Will not stick to the pin like urethane
 - Exceptional long wear

Product Code 088001211



SWEEP BAR FOR 2 MACHINES



Features:

- Single piece construction, virtually unbreakable
- Lighter than old multi-piece type sweep

Product Code 610700150

NEW! SWEEP BAR KIT 90 - STYLE

Replaces slide bars and tube-style sweep all at once.

Product Code 610703060

SWEEP SHOCK MOUNT



Features:

- New design prevents stud spin-out
- Flexible enough to prevent damage to the sweep links
- Rubber is inside the plate

Product Code 070003195 & 090006136

NOTE : Sweep bar, sweep bracket and sweep shock mount located on page 30

BIN ASSEMBLY

ITEM	PART NUMBER	DESCRIPTION
1	070006351	ROD-BIN ASSEMBLY
2	000026446	ROD END
2a	090005250	ROD END
3	835566002	3/8-24 HEX STL THIN NUT
4	844065002BG	NUT-STVR 3/8-16 (BAG 10)
5	809865165BG	SCREW-HEX 3/8-16 X 1 (BAG 10)
6	809849085	SCREW-HEX 1/4-20 X 1/2
7	844049002BG	1/4-20 LOCK NUT (BAG 10)
8	070006370	GUIDE-PIN-LH-BIN ASSEMBLY (7 SIDE)
9	070006364	SPACER-BUT GUIDE-BIN
10	070006354BG	SHOCK MOUNT-BIN ASSEMBLY (BAG 10)
11	070006353	GUIDE-PIN-BIN ASSEMBLY
12	070006359	BRKT-BIN ASSEMBLY
13	000021992	BUMPER-GROMMET #2250
14	070006371	BRKT-SUPT-BIN ASSEMBLY
15	070006360	CHANNEL LONG WELDMENT
16	809849125	SCREW-HEX 1/4-20 X 3/4
17	948753102BG	WASHER-9/32 x 5/8 x 1/16 (BAG 10)
18	070006377	STRINGER 4 PIN L.H. (7 SIDE)
19	070006372	STRINGER CTR RH
20	070006373	STRINGER #1 PIN LH
21	070006376	STRINGER-OUTSIDE RH (10 SIDE)
22	070006389	GUIDE-PIN 1
23	070006381	GUIDE-PIN 6-BIN ASSEMBLY
24	070006380	GUIDE-PIN 4-BIN ASSEMBLY
25	809849285BG	SCREW-HEX 1/4-20 X 1 3/4 (BAG 10)
26	070006403	STUD-CLAMP-BIN ASSEMBLY
27	831565002BG	3/8-16 HEX STEEL MACHINE NUT (BAG 10)
28	070006429	ARM CSTG ASSEMBLY LH & RH
29	000029614	HEIM UNIBAL
30	710501007	FITTING-ALMTE 1792B
31	070006363	CHANNEL-SHORT
32	701329050BG	BEARING TH .8905 X 1.5 X 1/8 (BAG 10)
33	070006358	BRKT ASSEMBLY-BIN ASSEMBLY
34	900114101BG	BEARING SL .877 X 1.128 X 5/8 (BAG 10)

ITEM	PART NUMBER	DESCRIPTION
35	809849485	SCREW-HEX 1/4-20 X 3
36	070006408	LEVER-BIN ASSEMBLY
37	907000600BG	KEY-HY PRO 706 (BAG 10)
38	070006402	SHAFT-BIN ASSEMBLY
39	070006386	TRACK ASSY L H (7 SIDE)
40	000026251BG	BEARING RESPOT CELL (BAG 10)
41	813540082BG	SCREW-TRHD 10-32 X 1/2 CD (BAG 10)
42	957100002BG	#10 EXT TOOTH LOCKWASHER. PLTD (BAG 10)
43	070006388	TRACK ASSY R H (10 SIDE)
44	070006369	GUIDE-PIN RH-BIN ASSEMBLY (10 SIDE)
45	808549080BG	1/4-20 X 1/2 HEX SCKT BUTHD CAP (BAG 10)
46	711516020	GRMT-ATL 1/2ID *2861
47	000026043	SWITCH-MICRO
48	000021575	INSULATOR
49	818227162BG	SCREW-SMRD 6-32 X 1 (BAG 10)
50	843127002BG	NUT-KEP 6-32 WASH (BAG 10)
51	948631062	WASHER #6 SAE FLAT WASHER
52	070006142	BUMPER
53	809849605BG	SCREW-HEX 1/4-20 X 3 3/4 (BAG 10)
54	900206091BG	BEARING FL (.562 X .688 X .378) (BAG 10)
55	070006356	SWITCH ACTUATOR-BIN
56	000022168	SPRING SWEEP BRAKE
57	070006108	SPACER-ROLER AY-DIST
58	070006272	SWITCH CABLE ASSM
59	744203014	CLAMP-BURNDY HP-6N
60	818233082BG	SCREW-SMRD 8-32 X 1/2 (BAG 10)
61	843133002BG	NUT-KEP 8-32 WASH (BAG 10)
62	070006366	SPACER-GUIDE PIN HED
63	070006390	SPACER
64	809849165BG	SCREW-HEX 1/4-20 x 1 (BAG 10)
65	840049002BG	NUT FLEX 1/4-20 (BAG 10)
66	746001016	CNECTR-STR #3302 1/2
67	070006365	SPACER-HEAD GUID.BIN
68	070006384	BRKT-PIN 5

BIN SHOCK MOUNT ASSEMBLY (BAG 10)



Features:

- Encapsulated inserts
- Soft rubber
- Max deflection-good absorption
- Extends life of runners and pin butts
- Nut is inside which prevents it from breaking off

Product Code **070006354BG**

SWEEP BRACKET RH & LH



Features:

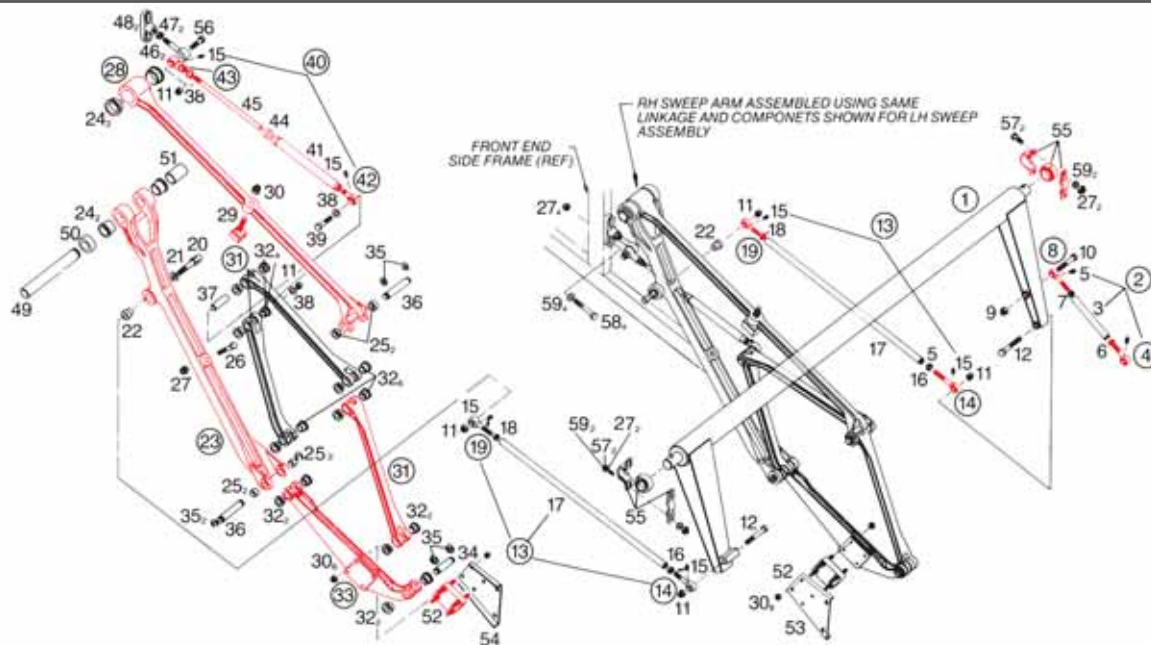
- 10 gauge steel/metal
- Redesigned cross section to 1/4" wide
- Optimizes weight to strength
- Minimizes stress on bushings, shock mounts and motor load

Product Code **000023170 & 000023171**

SLIDE - FREE SWEEP BRACKET

Product Code **090001170 & 090001171**

SWEEP ASSEMBLY

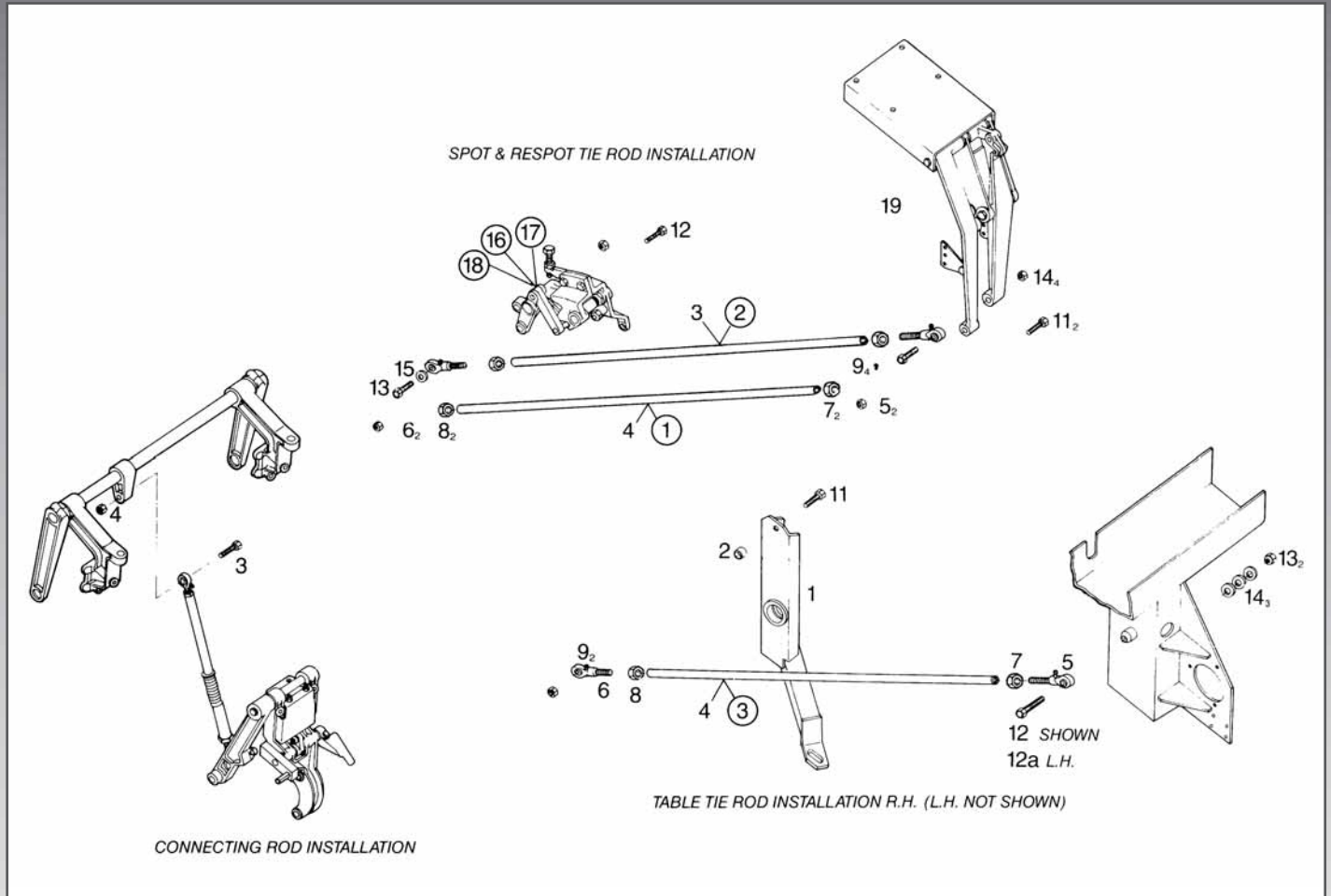


SWEEP ASSEMBLY

ITEM	PART NUMBER	DESCRIPTION	ITEM	PART NUMBER	DESCRIPTION
1*	610700156	82/70 SWEEP ROCKER ARM REPLACEMENT KIT	29	000023279	BUMPER-URETHANE
1a	090004010	SWEEP ROCKER ARM	30	844057002BG	5/16-18 STOVER LOCKNUT (BAG 10)
1b	090004007	TUBE HANGER BRACKET(82-90 STYLE)	31	090007319	LINK ASSEMBLY SWEEP
1c	090005015	BEARING TORQUE TUBE (82-90 STYLE)	32	000023114	BEARING FL .628 X .8155 X.06
2	070003162	CNECT ROD ASSEMBLY MTR	33	070003184	SUPPORT-LINK ASSEMBLY-SWP
3	070003159	TUBE-MOTOR ROD	34	070003189	PIN-BEARING.SWEEP LINK
4	090005260	END FITTING RH	35	919010700BG	RING-RET. 5133-62 (BAG 10)
5	710501013	GREASE FITTING	36	070003103	PIN-BEARING.SWEEP LINK
6	835574002BG	NUT-HEX-JAM 1/2-20 CD (BAG 10)	37	070003173	BEARING SL .438 X .624 X 2 "LG"
7	835674002BG	NUT-HEX-JAM 1/2-20 LH (BAG 10)	38	949100002BG	WASHER-59/64 X 15/32 (BAG 10)
8	090005261	END FITTING - LH	39	070003235	SCREW-SWEEP LK. 7/16-14
9	844073002BG	1/2-13 STOVER LOCKNUT (BAG 10)	40	070007280	SWEEP LINK ASSEMBLY TELES
10	070003245	SCREW-ROCK.ARM-SWEP.LK	41	070007278	TUBE WELD LINK ASSY
11	844069002BG	NUT-STVR-LK 7/16-14 (BAG 10)	42	070007281	ROD END LINK ASSEMBLY
12	809869365BG	SCREW-HEX 7/16-14 X 2-1/4 (BAG 10)	43	070007282	ROD END LINK ASSEMBLY
13	090005254	DR LINK CONN ROD ASY	43a	090005257	ROD END MALE
14	000025004	END FITTING RH	44	070007283	BUMPER LINK ASSEMBLY
14a	090005264	END FITTING - LH	45	070007276	ROD LINK ASSEMBLY
15	710501013	GREASE FITTING	46	070003223	LINK-THREADED-SWEEP
16	835570002BG	NUT-HEX-JAM 7/16-20HY (BAG 10)	47	835582002	5/8-18 UNF HEX THIN NUT- PLTD
17	070003116	TUBE DR LINK CON ROD X-ref to 090005254	48	070003222	BRKT-SHOCK MOUNTING
18	835670002BG	NUT-HEX-JAM 7/16-20LH (BAG 10)	49	070003106	SHAFT MAIN PIVOT
19	000025005	END FITTING LH	50	070003233	SPACER-SWEEP LINK LH
19a	090005265	END FITTING LH	51	070003232	SPACER-LONG SWP LK L
20	070003231	PIN BEARING	52	070003195	SHOCK MOUNT
21	070003117	SPACER DRIVE LINK	52a	090006136	SHOCK MOUNT- 90s/8800s
22	070003234BG	BEARING FL .437 X .75 X .62 LG (BAG 10)	53	070003190	BRKT-SHOCK RH-SWEEP (10 SIDE)
23	070003158	LINK-DRIVE ASSEMBLY-SWEEP	54	070003191	BRKT-SHOCK LH-SWEEP (7 SIDE)
24	000023104	BEARING FL 1.25 X 1.5 X .953	55	000022811	PILLOW BLOCK
25	000023105BG	BEARING-SLV .628 X .815 x .396 (BAG 10)	56	809869405BG	SCREW-HEX 7/16-14 X 2-1/2 (BAG 10)
26	070003221	SCREW-SWEEP LINK ASSEMBLY	57	809865285	SCREW-HEX 3/8-16 X 1-3/4
27	839665002BG	NUT-FLX 3/8-16 (BAG 10)	58	809865565BG	SCREW-HEX 3/8-16 X 3-1/2 (BAG 10)
28	070003238	LINK ASSEMBLY-SWP STAB.	59	948761112BG	5/16 WROUGHT WASHER (BAG 10)
			60	804557731	U-BOLT 5/16-18 X 4.440

* Kit includes all bushings and hardware to replace 070 003 132 - Rocker Arm.

SPOT & RESPOT TIE ROD INSTALLATION

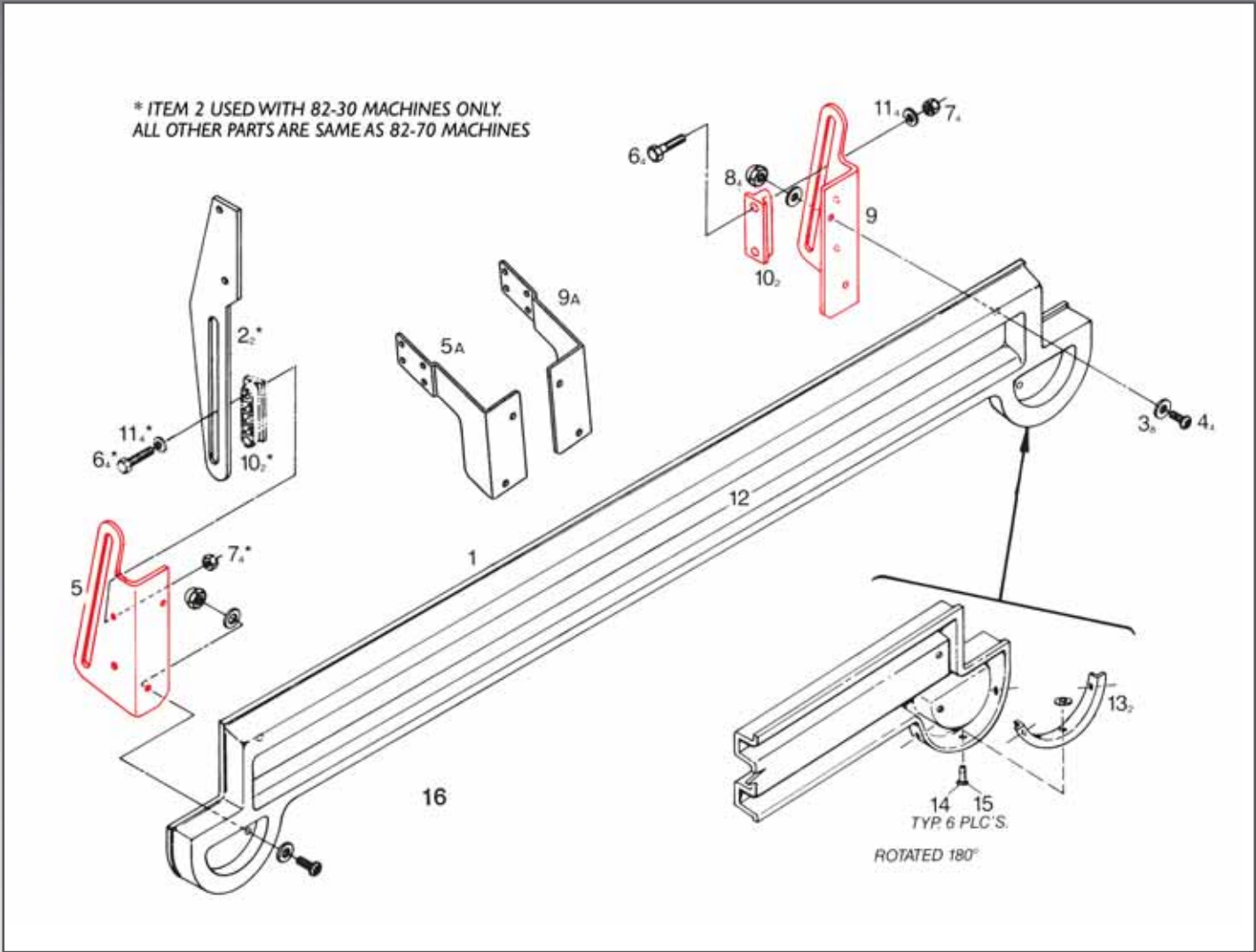


SPOT & RESPOT TIE ROD INSTALLATION

ITEM	PART NUMBER	DESCRIPTION
SPOT & RESPOT TIE ROD INSTALLATION		
1	070001601	TIE ROD ASSEMBLY-RESPOT
1a	090005251	TIE ROD ASSY RESPOT
2	090005252	TIE ROD ASSY-SPOTTING
3	070001607	TIE ROD SPOT
4	070001606	TIE ROD RESPOT
5	000025004	END FITTING RH
5a	090005264	END FITTING RH
6	000025005	END FITTING LH
6a	090005265	END FITTING LH
7	835570002BG	NUT-HEX-JAM 7/16-20HY (BAG 10)
8	835670002BG	NUT-HEX-JAM 7/16-20LH (BAG 10)
9	710501013	GREASE FITTING
11	809869365BG	SCREW-HEX 7/16-14 X 2 1/4 (BAG 10)
12	809869245BG	SCREW-HEX 7/16-14 X 1 1/2 (BAG 10)
13	809869285	SCREW-HEX 7/16-14 X 1 3/4
14	844069002BG	NUT-STVR-LK 7/16-14 (BAG 10)
15	949100002BG	WASHER-59/64 X 15/32 (BAG 10)
16	070002578	LEVER ASSEMBLY SPOT
17	070002727	LINK & BEARING ASSEMBLY
18	070002728	CAM LINK BEARING ASSEMBLY
19	070007761	SPOT RESPOTS PRING HANGER REPAIR KIT

ITEM	PART NUMBER	DESCRIPTION
TABLE TIE ROD INSTALLATION		
1	070007295	TABLE SUPPORT ASSY RH
1a	070007296	TABLE SUPPORT ASSY LH
2	070007303	SPACER-FRONT END
3	090005253	TIE ROD ASSY-SPOTTING
4	070001557	TIE ROD
5	000025004	END FITTING RH
5a	090005264	END FITTING RH
6	000025005	END FITTING LH
6a	090005265	END FITTING LH
7	835570002BG	NUT-HEX-JAM 7/16-20RY (BAG 10)
8	835670002BGF	NUT-HEX-JAM 7/16-20LH (BAG 10)
9	710501013	GREASE FITTING
11	809869325BG	SCREW-HEX HD CAP 7/16-14 X 2 (BAG 10)
12	809869445	SCREW-HEX 7/16-14 X 2 3/4
12a	809869365BG	SCREW-HEX 7/16-14 X 2 1/4 (BAG 10)
13	844069002BG	NUT-STVR-LK 7/16-14 (BAG 10)
14	949100002BG	WASHER-59/64 X 15/32 (BAG 10)
CONNECTING ROD INSTALLATION		
3	809865245BG	SCREW-HEX 3/8-16 X 1 1/2 (BAG 10)
3a	090005253	TIE ROD ASSY
4	840065002BG	NUT-FLX-TN 3/8-16 (BAG 10)

SWEEP BAR MOUNTING ASSEMBLY



SWEEP BAR MOUNTING ASSEMBLY


ITEM	PART NUMBER	DESCRIPTION
1	300000182	SWEEP BAR & CAP ASSEMBLY
2	030008361	BRKT-HANGER-SWEEP ASSEMBLY
3	948722111BG	WASHER-PL 11/32BL OXID (BAG 10)
4	808557140BG	SCREW-SBHC 5/16-18 X 7/8 (BAG 10)
5	000023171	STEEL SWEEP MTG BRKT LH (7 SIDE)
5a	090001171	BRKT-SWEEP L.H. (7 SIDE)
6	809857245BG	SCREW-HEX 5/16-18 X 1 1/2 (BAG 10)
7	844057002BG	5/16-18 STOVER LOCKNUT (BAG 10)
8	830057002BG	NUT ACORN LOK 5/16-18 (BAG 10)
9	000023170	STEEL SWEEP MTG BRACKET RH (10 SIDE)

ITEM	PART NUMBER	DESCRIPTION
9a	090001170	BRKT-SWEEP R.H. (10 SIDE)
10	000023182	SLIDE BAR
11	948761112BG	5/16 WROUGHT WASHER (BAG 10)
12	300000166	INSERT-SWEEP LOGO
13	300000175	URETHANE CAP-SWEEP BAR
14	938637100	POP RVT 3/16 AL DME HD
15	749537068	WASHER
16	090006166	DECAL 82-90XL GLOW
17	610700150	SWEEPBAR KIT FOR MACHINE PAIR

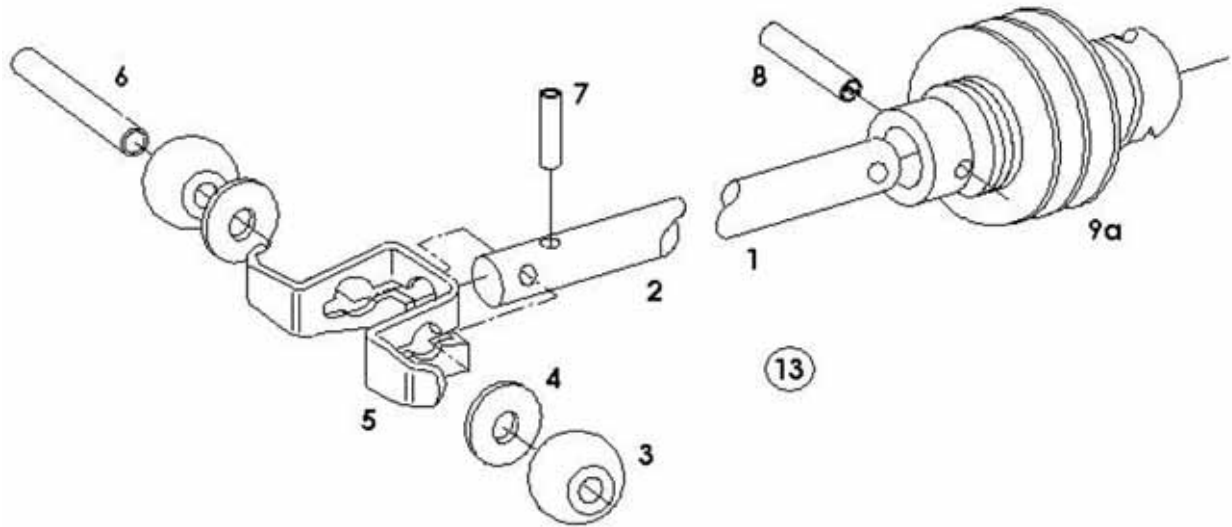
Note: When using part 300 000 182, Sweep Bar on Brunswick machine, use brackets part number 233 001 309 - Bracket RH and 233 001 307 - Bracket LH.

SPECIAL TOOLS - SWEEP

030002748	CAM GAUGE
088001216	FRAME/SWEEP/DIST GAUGE




DISTRIBUTOR DRIVE SHAFT ASSEMBLY



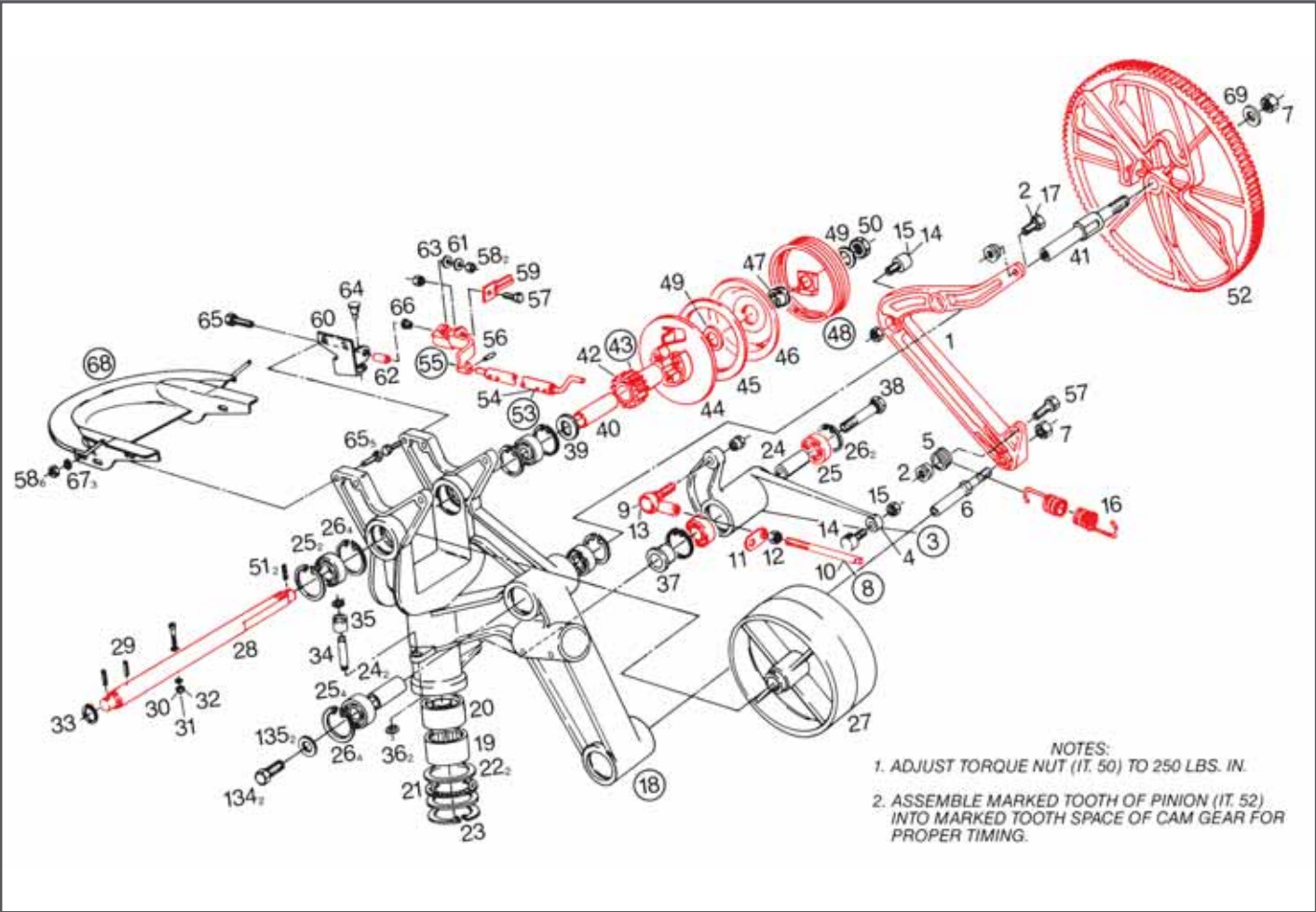
ITEM	PART NUMBER	DESCRIPTION
1	070006101	DRIVE SHAFT-RH (ODD)
2	000022369	DRIVE SHAFT-LH (EVEN)
3	000026461	BALL - DISTRIBUTOR DRIVE (BAG 2)
4	000029073BG	WASHER (BAG 10)
5	000024892	RETAINER-BALL
6	000022717	PIN-DRIVE SHAFT
7	913423120BG	PIN-SPRNG.125 X 3/4 (BAG 10)
8	913437120BG	PIN-SPRNG.187 X 3/4 (BAG 10)

ITEM	PART NUMBER	DESCRIPTION
9	070008004	UNIVERSAL JOINT-PLASTIC
9a	070007586	UNIVERSAL JOINT-METAL
10	000027390	DIST DRIVE HOUSING
10a	090001130	DIST DRIVE HOUSING 90/8800
11	807358060BG	SCREW-STS05/16-24X3/8K (BAG 10)
13	070006102	DRIVE SHAFT ASSEMBLY-RH 82/70 (ODD)
13a	000024893	DRIVE SHAFT ASSEMBLY-LH 82/70 (EVEN)

SIMPLIFIED CLUTCH ASSEMBLY



DISTRIBUTOR ASSEMBLY



PINION & SLEEVE LUBE



Product Code 715010205

- Features:
- Extends the service interval of clutch parts
 - Stays where you put it and does not run
 - Simply apply a thin film on shaft, sleeve pinion bushing, washer with flats and stop blades

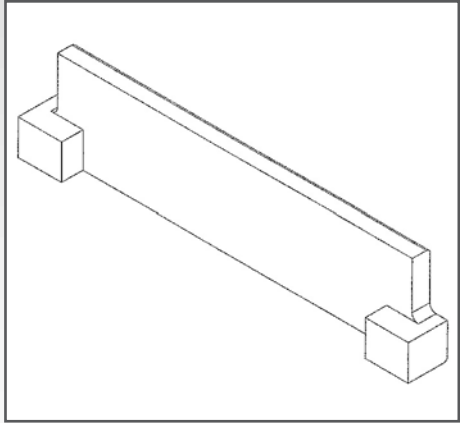
ORIENTOR PAN COVER



Product Code 070011910

- Features:
- Cleans pins as they transfer from elevator
 - Slow down pins that roll onto distributor too fast thus eliminating many pile-ups
 - Tool-free installation that install in seconds
 - Machine wash and dry

BELT GUIDE



Product Code 070006201

- Features:
- Raises the belt where the pin transfers from the O-pan to the belt
 - Eliminates most calls related to pin spacing & transfer
 - Quick, tool-free installation
 - Perfect for most low-profile belts

DISTRIBUTOR ASSEMBLY

ITEM	PART NUMBER	DESCRIPTION	ITEM	PART NUMBER	DESCRIPTION
1	070006051	ARM-DISTRIBUTOR	38	070006048	BOLT-SPECIAL
2	000022173	NUT-SPECIAL	39	070007376	WASHER-THRUST
3	070007119	DRIVE ARM ASSEMBLY	40	070006676	SLEEVE-DIST.DRIVE
4	070006052	DRIVE ARM	41	070006061	SHAFT-CAM SUPT-DIST.
5	070006111	SLEEVE-SPRING POST	42	070006679	BEARING SL .752 X .877 X 1.66
6	070006049	SHAFT-ARM-DIST.	43	610704005	PINION & SLEEVE ASSEMBLY
7	844073002	1/2-13 STOVER LOCKNUT	44	610704006	CLUTCH PLATE ASSEMBLY KIT
8	090005262	ROD LINK ASY	45	070006126	FRICTION DISC
9	070006066	ROD END-FEMALE-DIST.	46	070006130	CLUTCH PLATE
10	070006067	ROD-SAFETY LINK-DIST	47	070006125	WORM-ADJUSTING-DIST
11	070006068	SUPPORT-SPRING-DIST.	48	070006128	SPRING ASSEMBLY-DIST.DR.
12	831565002	3/8-14 EX STEEL MACHINE NUT	49	070006121	WASHER-DIST.CLUTCH
13	070006069	NUT-SPECIAL-DIST	50	835582002	5/8-18 UNF HEX THIN NUT- PLTD
14	070006071	CAM FOLLOWER-DIST.	51	913437140	PIN-SPRNG .187 X 7/8
15	844050002	NUT-STVR-LK 1/4-28	52	070006149	CAM-INDEX-DIST.
16	070006034	SPRING-LINEAR-DIST.	53	090006668	TRIP STOP ROD AND SUPPORT CASTING ASSY
17	809849100	SCREW-HEX 1/4-20 X 5/8	54	090006663	TRIP STOP ROD ASSY
18	070006136	CASTING & BEARING AS	55	090006665	CSTG-TRIP SUPT-DIST SLOT No Bearing
19	070006076	BEARING-NEEDLE OPEN END	55a	070006667	TRIP CASTING WITH BEARING
20	070006075	BEARING ND CLSD END 1 "LG"	56	913415090	PIN SPRNG .094 X 9/16
21	070006074	BEARING-NEEDLE THRUST	57	809849125	SCREW-HEX 1/4-20 X 3/4
22	070006073	WASHER-THRUST	58	844049002	1/4-20 LOCK NUT
23	919004200	RING-RET. 5008-212	59	070006691	STOP BLADES TRP ARM
24	070006064	SPACER-BEARING-DIST.	60	070006084	BRKT-TRIP STOP
25	000024679	BEARING BL .625 X 1.375	61	000026865	WASHER
26	919000600	RING-RET. 5000-137	62	070006685	PIVOT-TRIP ASSEMBLY
27	070006666	PULLEY-DIST.BELT DR	62a	070006087	SLEEVE-PIVOT-TRIP
28	070006077	SHAFT-DRIVE-DIST.	63	070007651	WASHER-NYLON-DIST
29	914037206	SPIROL PIN 3/16 X 1 1/4	64	070006142	BUMPER
30	810239240	SCREW-SOC 10-24 X 1 1/2	65	809849205	1/4-20 X 1 1/4 MACHINE SCREW
31	840039002	NUT-FLX-TN 10-24	66	701712097	BEARING SP .375 X .628 OI
32	948745082	WASHER- 7/32 X 1/2 X 1/16	67	948753102	WASHER-9/32 x 5/8 x 1/16
33	919005600	RING-RET. 5100-62	68	090003077	ORIENTOR PAN ASSEMBLY DIST.
34	070006082	PIN-SPRING POST-DIST	69	948975172	1/2 USS WROUGHT WASHER TYPE A
35	000026081	SLEEVE-SPRING POST	134	809857080	SCREW-HEX 5/16-18 X 1/2
36	919005300	RING-RET. 5100-37	135	948761112	5/16 WROUGHT WASHER
37	070006065	CLAMP-RACE-DIST.			

CLUTCH KIT



Product Code 612700001

Features:

- Everything you need to build a fresh, new clutch
- Includes all 10 items in clutch
- Priced right

TRIP ROD & CAST ASSEMBLY

Features:

- Slot and bolt connection
- 0.5" solid steel rod
- Added weight helps release stop blade easier
- Allows better clutch adjustment

Product Code 090006668

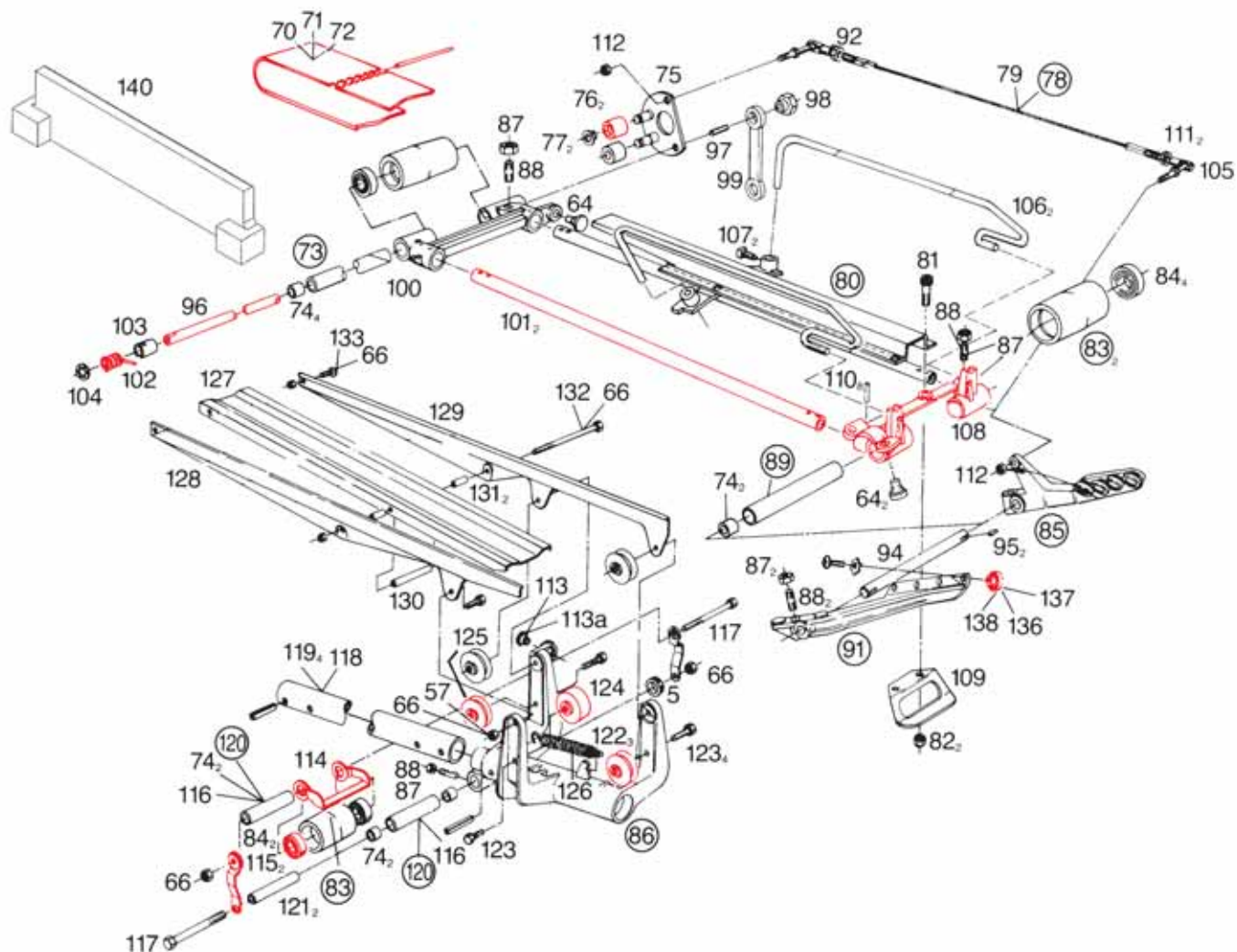
CLUTCH REPAIR KIT

Features:

- New Backing Plate and Trip Blade
- Both wear items in a convenient Kit
- Made to AMF's exact specifications

Product Code 610704006

DISTRIBUTOR ASSEMBLY



CARL KLAUCK DISTRIBUTOR TOOL



Product Code 000200000

Features:

- Allows easy relief of belt tension without removing spring

SPECIAL TOOLS - DISTRIBUTOR

PART NUMBER	DESCRIPTION
792505005	SPRING PULLER
088001216	FRAME/SWEEP/DIST GAUGE
000020000	CARL KLAUCK DISTRIBUTOR TOOL
030003542	CLIPPER BELT LACER
792516021	ROUGH TOP BELT SKIVER
792517037	TORPEDO LEVEL

DISTRIBUTOR ASSEMBLY


ITEM	PART NUMBER	DESCRIPTION
5	070006111	SLEEVE-SPRING POST
57	809849125	SCREW-HEX 1/4-20 X 3/4
64	070006142BG	BUMPER
66	844049002	1/4-20 LOCK NUT
70*	070006757	82/70 DIST BELT BLACK ROUGH TOP
70a*	610709811	82/70 DIST BELT BLACK ROUGH TOP (FOR 3 BELTS)
70b*	610709812	82/70 DIST BELT WHITE NITRILE (FOR 3 BELTS)
70c*	070006152	82/70 DIST BELT WHITE NITRILE
70d*	070011905	GREY GRIPPER (3 BELT ROLL)
70e*	070011909	POLY V DIST BELT
71	070006036BG	LACING-DIST. BELT
72	070006037BG	PIN-DIST.BELT
73	070006683	TUBE ASSEMBLY-MIDLE-CARAG
73a	070006022	TUBE ASSEMBLY-MIDDLE-DIST
74	900106081	BEARING SL .378 X .503 X 1/2
75	070006661	TRIP ROCKER ARM WELD
75a	070006028	ROCKER ARM-TRIP-DIST
76	070001857BG	ROLLER-NYLON (BAG 2)
77	919005000BG	RING-RET. 5100-25 (BAG 10)
78	070011170	TRIP CABLE ASSY
79	070011171	CABLE ASSY
80	070006009	SUPPORT-BELT RUN.ASSEMBLY
81	810239160	SCREW-SOC 10-24 X 1
82	840039002	NUT-FLX-TN 10-24
83	070006011	PULLEY ASSEMBLY-DIST.
84	000024679	BEARING BL .625 X 1.375
85	070006015	TRIP ARM ASSEMBLY R H (10 SIDE)
86	070006688	SUPPORT-CARRIAGE ASSEMBLY
87	070006116	STUD-CLAMP
88	834549002	1/4-20 STEEL HEX NUT, PLTD
89	070006021	TUBE ASSEMBLY-FRONT-DIST.
91	070006016	TRIP ARM ASSEMBLY L H (7 SIDE)
92	070011172	BALL JOINT 7/16
94	070006014	SHAFT-DISTRIBUTOR
95	907000100	KEY-HY PRO 403
96	070006659	SHAFT-CARRIAGE ASSEMBLY
97	807249160	SCREW-STSO 1/4-20 X 1 CP
98	000022173	NUT-SPECIAL
99	070006029	LINK-CONNECTING-DIST
100	070006672	CARRIAGE CSTG
101	070006004	TUBE-DISTRIBUTOR

ITEM	PART NUMBER	DESCRIPTION
102	070006035	SPRING-DIST.CARRIAGE
103	070006019	COLLAR-SPRING-DIST.
104	919006800	RING-RET. 5115-37
105	070011173	BALL JOINT 9/16
106	070006013	GUIDE-PIN-DIST.
107	806249060	SCREW-STSQHD 1/4-20 X 3/8
108	070006055	CARRIAGE-FRONT-DIST.
109	070006137	GUARD-BELT-DIST.
110	913437140	PIN-SPRNG .187 X 7/8
111	835549002	1/4-20 JAM NUT
112	840040002	NUT-FLX-TN *10-32
113	701710098	BEARING SP .313
113a	900206091	BEARING FL (.562 X .688 X .378)
114	070006106	BRKT-TRACKING-DIST
115	070006109	LINK-ROLER ASSEMBLY-DIST
116	070006107	TUBE-BELT TIGHT-DIST
117	809849605	SCREW HEX HD 1/4-20 X 3 1/4
118	070006120	CARRIAGE SUPPRT TUBE
119	913464280	PIN-SPRNG .375 X 1 3/4
120	070006105	TUBE ASSEMBLY-DIST.CARAGE
121	070006108	SPACER-ROLER AY-DIST
122	070006118	BEARING-GRVD.ECCENT-DIST
123	809849165	SCREW HEX HD 1/4-20 X 1
124	701849124	BEARING BL 1/4 THRD BORE
125	070006117	BEARING-GRVD.CONCENT-DST
126	000026031	SPRING
127	070006042	RUNNER-BELT-REAR
128	070006103	SUPPORT GUIDE LH (7 SIDE)
129	070006104	SUPPORT GUIDE RH (10 SIDE)
130	070006139	SPACER-INNER-DIST.
131	070006140	SPACER-OUTER-DIST.
132	809849885	SCREW-HEX 1/4-20 X 5 1/2
133	808549200	SCREW-SOBT1/4-20 X 1 1/4
136	813540082	SCREW-TRHD10-32 X 1/2 CD
137	957100002	#10 EXT TOOTH LOCKWASHER. PLTD
138	000026251	BEARING RESPOT CELL
138a	000025281	RIVETED BEARING- RESPOT CELL
139	610704032	DISTRIBUTOR ASSEMBLY
140	070006201	BELT GUIDE (NOT SHOWN)

* Suggested Belt Length:

Rough Top & Gripper Belts: 117" \pm 1/2"Nitrile & Poly V Belts: 116" \pm 1/4"

Note: Roller must be steel bearing with AMF Scoring.



DISTRIBUTOR BELTS

82-70 BELTS


POLY V



This belt takes the hassle out of pins sliding on the distributor or piling up. The Poly V conveyor style tread pattern, low profile design, and tacky surface grabs even the slickest pins covered with today's high tech synthetic blend lane oils. Impervious to most lane oils and cleaners makes this an ideal belt for high lineage centers that apply a high volume of lane oil. Poly Vs are only sold individually and include stainless steel lacing and pins.

Poly V Belt
Product Code 070011909


THE GRIPPER



QAMF's Gripper belt takes the hassle out of pins sliding on the distributor or piling up. The Gripper belt's aggressive tread pattern, low profile design and tacky surface grabs even the slickest pins covered in today's high tech synthetic-blend oils. The Gripper is an ideal belt for high lineage centers that apply a high volume of lane oil.

The Gripper Belt – Roll of 3 belts
Product Code 070011905

ROUGH-TOP




QAMF's popular Rough-Top belt is made of black PVC with a rough top design. This tread design provides a high coefficient of traction to minimize pin jams. The Rough-Top is ideal for high lineage centers using standard oils.

Rough Top Belt
Product Code 070006757

Rough Top Belt - Roll of 3 belts
Product Code 610709811

WHITE NITRILE



QAMF's standard white nitrile belt has been the standard for decades. The standard white is a 2-ply rubber belt with a grid surface. A great, low cost belt for low lineage centers using lower volume of lane oil.

White Nitrile Belt
Product Code 070006152

White Nitrile Belt – Roll of 3 belts
Product Code 610709812

82-30 BELTS

POLY V BELT

Product Code 030006789

WHITE NITRILE BELT

Product Code 030005677

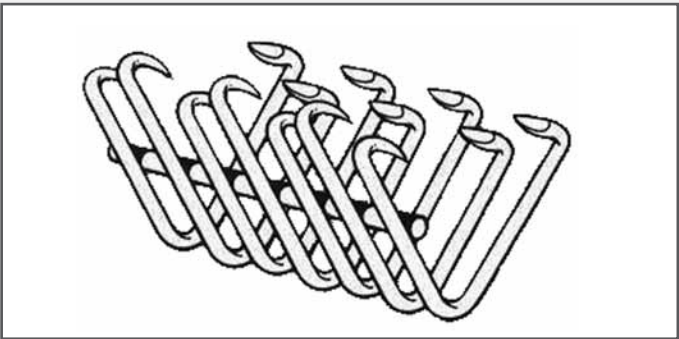
WHITE NITRILE BELT-ROLL OF 3 BELTS

Product Code 610309070

GRIPPER BELT

Product Code 030005678

UNIBAR BELT LACING & PIN

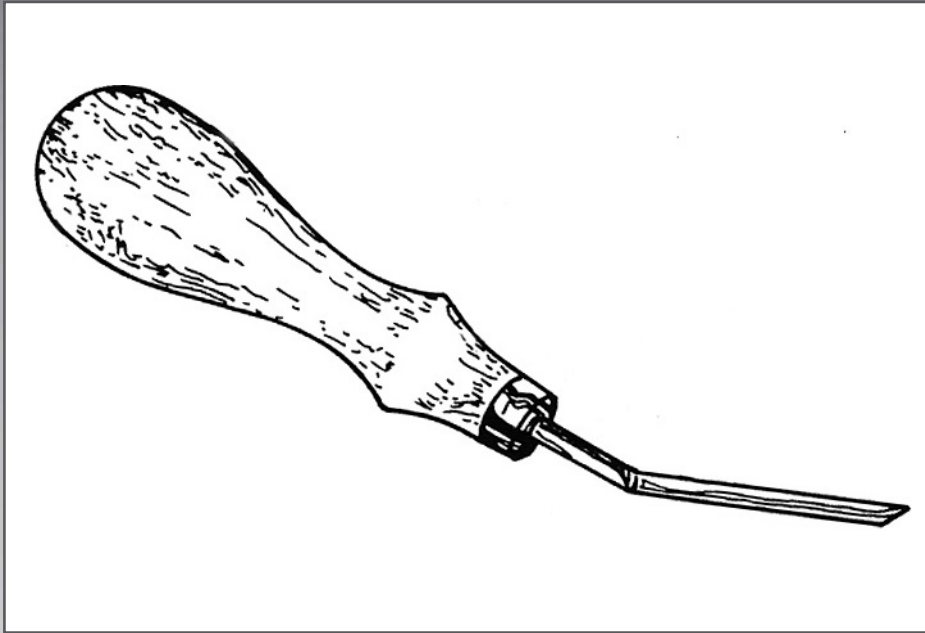


This is QAMF's "High Performance" option for mechanics who are tired of distributor belt lacing issues.

The lacing is 100% Stainless Steel to prevent corrosion. The puncture points are longer, to bite through the entire belt and use as much of the belt's thickness as possible to prevent pull-out. A "unibar" attaches across every hook to make them all act as a team, lock them into position, and ensure excellent belt tracking. With bulk packaging, it reduces cost. This is a universal replacement that works in your belt lacing tool. So good, we equip every Poly-V Distributor Belt with it - for brand-new XLI's back to the earliest 82/30. Twelve 12" sections, includes pins and instructions.

Product Code 070011912

ROUGH TOP BELT SKIVER



- Skiving rough top and other raised surface belting is an important step in achieving maximum benefits/lift from belt splices. The rough top belt skiver removes raised surfaces within seconds, leaving a smooth surface for selecting and installing belt fasteners.
- The rough top belt skiver is a safe and effective alternative to other methods of removing raised surfaces such as grinding wheels, razor blades or knives.
- Being a hand held tool, this job can be done virtually anywhere.

Product Code **792516021**

EASY TO USE: Hold the skiver at a 30 degree angle and move across the belt; raised surface is zipped away.

SAFE ALTERNATIVE to grinding wheels, razor blades and knives for the removal of raised surface belting.

BLADE CAN BE RE-SHARPENED to restore the blade to the original sharpness.

PORTABLE: Belts can be skived at any location.

INSTRUCTIONS:

- 1 Place belt on solid surface and hold securely with free hand. Note: keep hand out of the path of the skiver
- 2 Hold skiver at approximately a 30-degree angle to the belt. (fig. 1) Slowly begin cutting into the belt surface just under the raised top.
- 3 Maintain an even pressure and move skiver across the belt. (fig.2) If held at proper angle, it will cut through the belt easily.
- 4 Skive rough top back on inch from each end to allow clearance for lacer jaws during lacing operation.



Fig. 1



Fig. 2

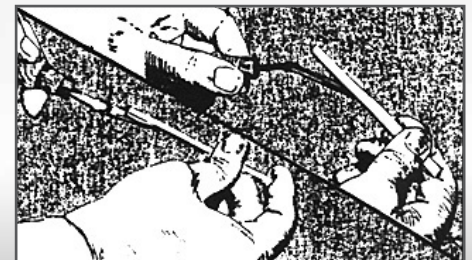
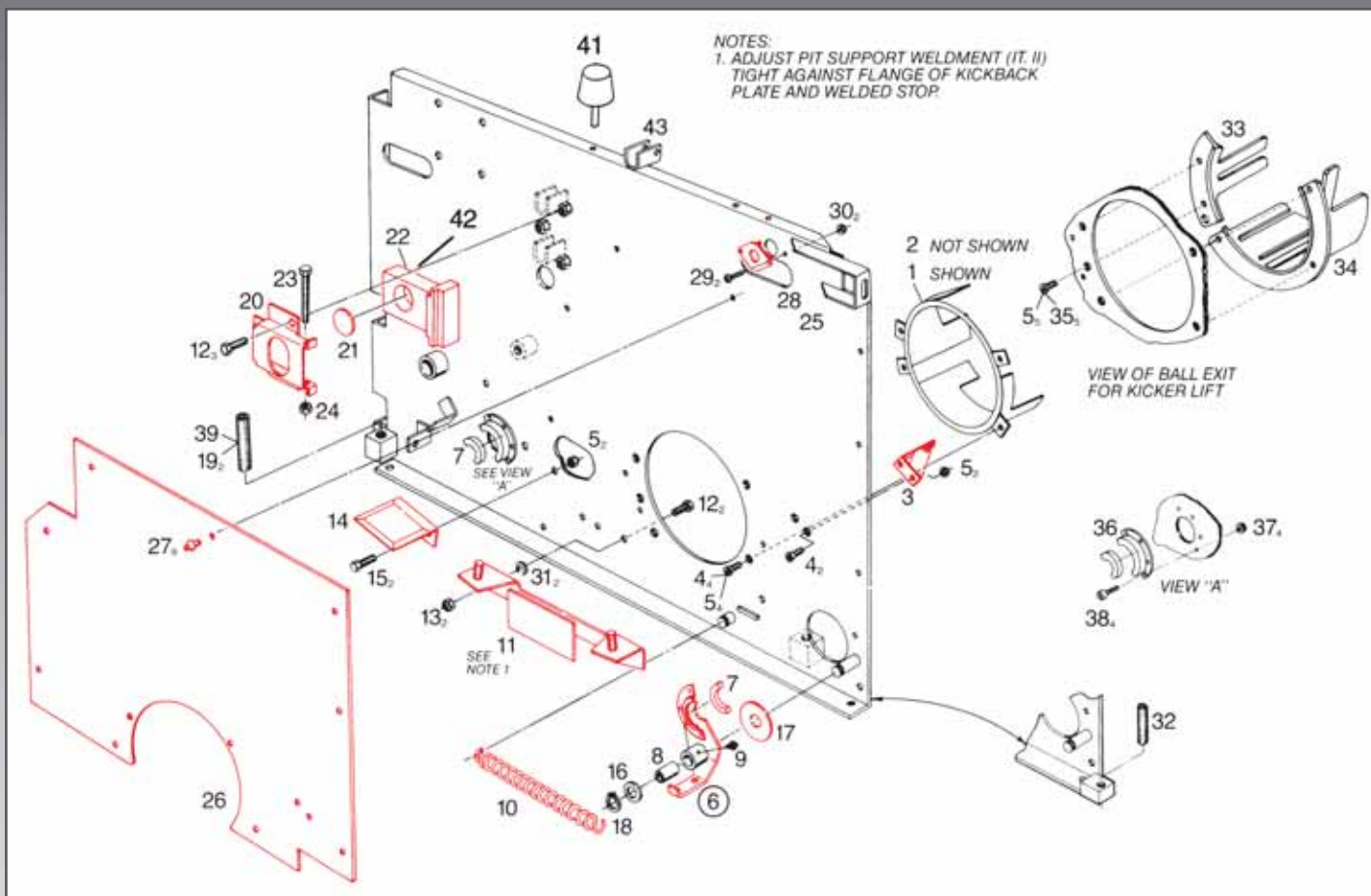


Fig. 3

TO SHARPEN:

- 1 Place 1/4" fine stone or emery board in cutting channel. Draw away from tool.
- 2 After tool is sharp, draw stone across bottom to remove burrs.

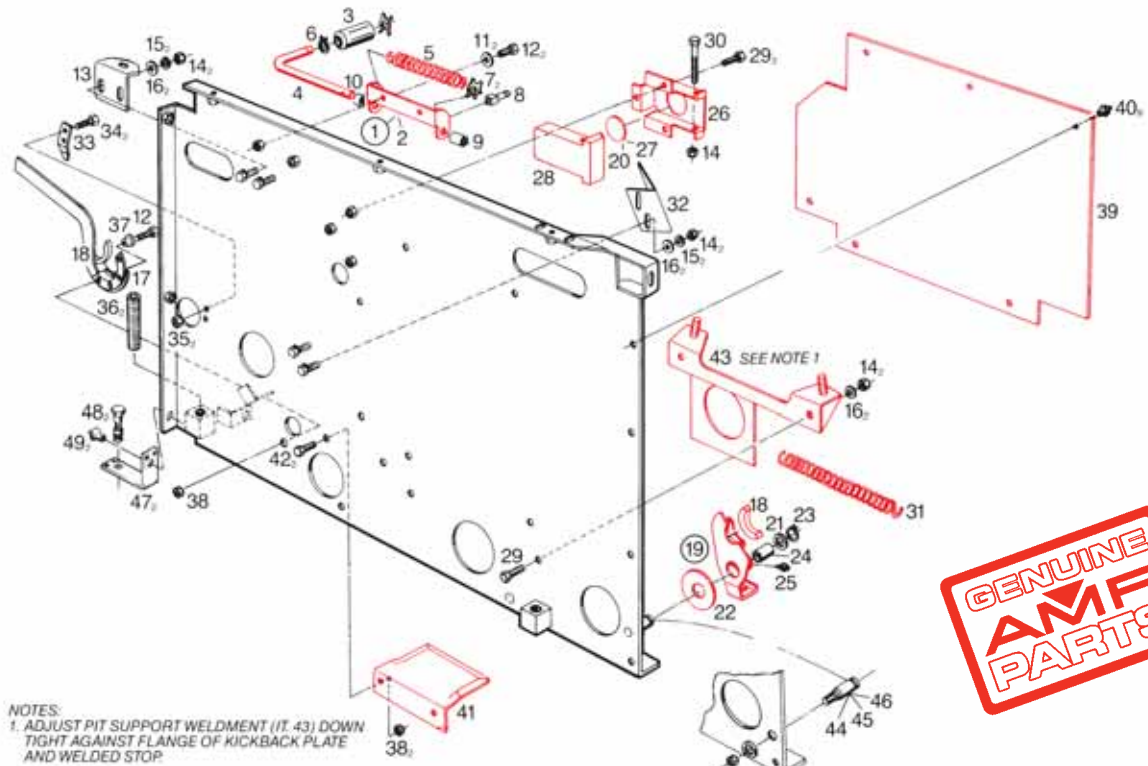
KICKBACK ASSEMBLY



KICKBACK ASSEMBLY

ITEM	PART NUMBER	DESCRIPTION	ITEM	PART NUMBER	DESCRIPTION
1	070011006	DOOR WELD RH (ODD)	22a	000022795	BLOCK SUPPORT LH (7 SIDE)
1a	070011642	RH URTH BALL DOOR RING (ODD)	23	809865645	SCREW-HEX 3/8-16 X 4
2	070011005	DOOR WELD LH (EVEN)	24	840065002	NUT-FLX-TN 3/8-16
2a	070011641	LH URTH BALI DOOR RNG (EVEN)	25	610902026	KICKBACK BRACKET REPAIR KIT
3	000024668	TRACK SUPT BRKT	26	030008660	PANEL-KICKBACK
4	808857120	SCREW-SOFL 5/16-18 X 3/4	27	937000000	RVT-DRVE ALUM UNV HD
5	844057002	5/16-18 STOVER LOCKNUT	28	070011286	BUSHING-CURTAIN ROD
6	000029672	BRKT BEARING ASSEMBLY RH (ODD, 10 SIDE)	29	808549160	SCREW-SOBT 1/4-2 OX 1
6a	000022249	BRKT ASSEMBLY-LH (EVEN, 7 SIDE)	30	844049002	1/4-20 LOCK NUT
7	000022924	SUPPORT-BEARING	31	070006639	WASHER-C
8	900112203	BEARING SL .753 X 1 X 1 1/4	32	070007722	JACKSCREW 1/2-20 X 3
9	710501009	FITTING-ALMTE 3006	33	000024624	SEGMENT-REAR RH
10	000021204	SPRING	33a	000024623	SEGMENT-REAR LH
11	070001450	PIT SUPT BRKT-BDS	34	000024625	SEGMENT-FRONT RH
12	809865205	SCREW-HEX 3/8-16 X 1 1/4	34a	000024626	SEGMENT FRONT LH
13	839665002	NUT-FLX 3/8-16	35	808857160	SCREW-SOFL 5/16-18 X 1
14	000022878	ANGLE	36	000022926	RETAINER SUPPORT
15	809857125	SCREW-HEX 5/16-18 X 3/4	37	844058002	5/16-24 LOCK NUT
16	000027642	WASHER	38	810258100	SCREW-SOC 5/16-24 X 5/8
17	000027641	BEARING TH .752 X 2.75 X .062	39	000025207	SCREW-JACK-INSRT-LONG
18	919005800	RING-RET. 5100-75	40	000028362	BUMPER-URETHANE
19	000024890	JACKSCREW	41	000024641	STOP BUMPER
20	000022788	BOX-SUPPORT	42	000022796	CUSHION BLOCK-URETHANE-RH (10 SIDE)
21	000022300	SHIELD	42a	000022797	CUSHION BLOCK-URETHANE-LH (7 SIDE)
22	000022794	BLOCK SUPPORT RH (ODD)	43	070004602	BALL LIFT BRACKET
	090004129	KICKPLATE WELDMENT LH/LHM (EVEN)			
	090004126	KICKPLATE WELDMENT RH/RHM (ODD)			
			For Reference		
			090004129	KICKPLATE WELDMENT LH/LHM (EVEN)	
			090004126	KICKPLATE WELDMENT RH/RHM (ODD)	

KICKBACK ASSEMBLY / SIDE OPPOSITE BALL EXIT



KICKBACK ASSEMBLY / SIDE OPPOSITE BALL EXIT

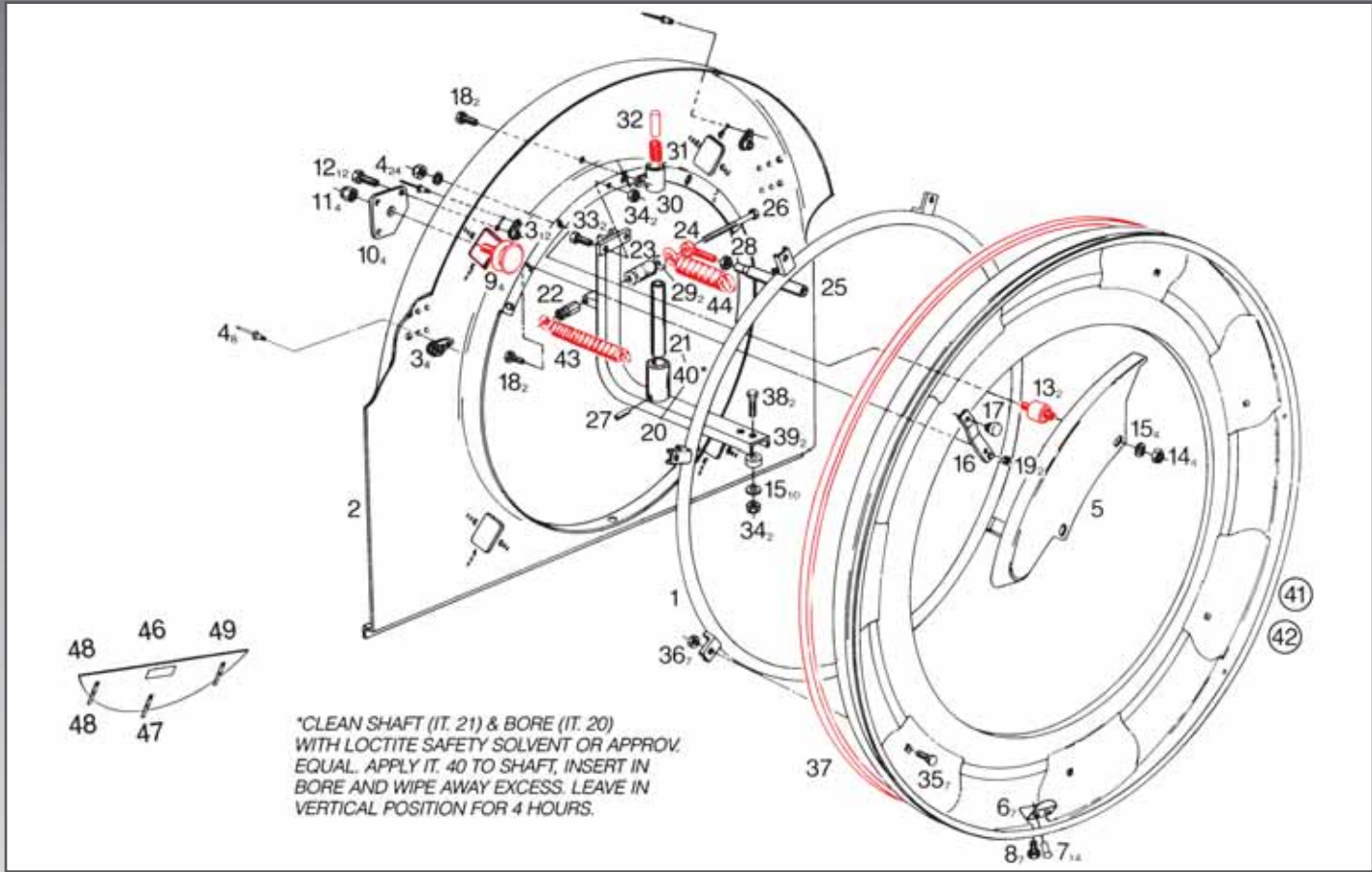
ITEM	PART NUMBER	DESCRIPTION
1	000024508	PIN EJECT ASSEMBLY RH (ODD)
1a	000024507	PIN EJECT ASSEMBLY LH (EVEN)
2	000024511	BRKT ASSEMBLY-RH (ODD)
2a	000024510	BRKT ASSEMBLY-LH (EVEN)
3	000025803	ROLLER-PIN EJECT ASSEMBLY
4	000025804	SHAFT-PIN EJECT ASSEMBLY
5	000024513	SPRING-RH (ODD)
5a	000024512	SPRING-LH (EVEN)
6	919005400	RING-RET. 5100-43
7	963600002	WASHER-X 1/4 9000-16
8	000029317	STOP-PIN
9	000024515	BEARING SL .44 X .56 X 3/4
10	000024516	BEARING SL .44 X .56 X 3/8
11	000028334	PIN EJECTOR WASHER
12	809857165	SCREW-HEX 5/16-18 X 1
13	000023821	SIDE CLIP WELD
14	839665002	NUT-FLX 3/8-16
15	951164002	WASHER-LK-SPLIT 3/8
16	948767132	WASHER13/32 X 13/16 X 1/16
17	000023465	SUPPORT WLDMNT-LH MACH RH SIDE (ODD)
17a	000023464	SUPPORT WLDMNT-RH MACH LH SIDE (EVEN)
18	000022924	SUPPORT-BEARING
19	000027645	BRKT.SUPT.ASSEMBLY LH (ODD, 7 SIDE)
19a	000027646	BRKT.SUPT.ASSEMBLY RH (EVEN, 10 SIDE)
20	610902026	KICKBACK BRACKET REPAIR KIT
21	000027642	WASHER
22	000027641	BEARING TH .752 X 2.75 X .062
23	919005800	RING-RET. 5100-75
24	900112203	BEARING SL .753 X 1 X 1 1/4
25	710501009	FITTING-ALMTE 3006
26	000022788	BOX-SUPPORT

ITEM	PART NUMBER	DESCRIPTION
27	000022300	SHIELD
28	000022795	BLOCK SUPPORT LH (7 SIDE)
28a	000022794	BLOCK SUPPORT RH (10 SIDE)
28b	000022796	CUSHION BLOCK-URETHANE RH (10 SIDE)
28c	000022797	CUSHION BLOCK-URETHANE LH (7 SIDE)
29	809865165	SCREW-HEX 3/8-16 X 1
30	809865645	SCREW-HEX 3/8-16 X 4
31	000021204	SPRING
32	000023431	CLIP BOTTOM RH (ODD)
32a	000023432	CLIP BOTTOM LH (EVEN)
33	000023468	BRACKET
34	809849125	SCREW-HEX 1/4-20 X 3/4
35	844049002	1/4-20 LOCK NUT
36	000024890	JACKSCREW
37	000023467	BEARING FL .314 X .434 X .310
38	844057002	5/16-18 STOVER LOCKNUT
39	070002027	PANEL
40	937000000	RVT-DRVE ALUM UNV HD
41	000022878	ANGLE
42	809857125	SCREW-HEX 5/16-18 X 3/4
43	070001451	PIT SUPT BRKT-OBDS
44	844074002	NUT-STVR-LK 1/2-20
45	941072200	WASHER-1/2 x 1 1/2 x .083
46	000029015	STUD-PIVOT
47	000026464	BRACKET-BACK END
48	709007037	BLT-TAPER 3/8X2 1/4
49	937738003	RVT-DRVE STL UNV HD
50	844058002	5/16 x 24 STOVER LOCKNUT

For Reference

090004127	KICKPLATE WELDMENT LH/RHM (ODD)
090004128	KICKPLATE WELDMENT RH/LHM (EVEN)

PIN ELEVATOR ASSEMBLY



PIN ELEVATOR ASSEMBLY

ITEM	PART NUMBER	DESCRIPTION
1	000020855	RING WELDMENT
2	070001207	WHEEL GUARD - OBS
3	830358002	NUT-AN 5/16-24 CD
4	938523030	RVT-POP 1/8 X .126-.187
5	070006098	RAIL-RH MACH.BK.END (ODD)
5a	070006099	RAIL LH MACH.BK.END (EVEN)
6	000025331	BRKT-PIN HOLD RH (ODD)
6a	000025330	BRKT-PIN HOLD LH (EVEN)
7	938537060	RVT-POP DMED 3/16 DIA
8	809858085	SCREW-HEX 5/16-24 X 1/2
9	000021211	ROLLER BEARING
10	000021210	PLATE-ROLLER
11	844074002	NUT-STVR-LK 1/2-20
12	809858125	SCREW-HEX 5/16-24 X 3/4
13	000029068	RUBBER MOUNT
14	834557002	NUT HEX 5/16-18
15	948761112	5/16 WROUGHT WASHER
16	070001415	BRACKET-WHEEL
17	000021992	BUMPER-GROMMET #2250
18	809849125	SCREW-HEX 1/4-20 X 3/4
19	844049002	1/4-20 LOCK NUT
20	070007357	CHANNEL SUPRT WELD
21	070006045	POST-DIST.SUPT.ASSEMBLY
22	070006044	NUT-SPRING POST
23	070006043	SPACER-CLAMP
24	090005256	ROD-END-DISTRIBUTOR SUPPORT

ITEM	PART NUMBER	DESCRIPTION
25	070006047	TUBE-SAFETY LINK
26	809865725	SCREW-HEX 3/8-16 X 4 1/2
27	913437280	PIN-SPRNG .187 X 1 3/4
28	831566002	NUT-HEX 3/8-24
29	948767132	WASHER 13/32 X 13/16 X 1/16
30	000029201	OILER BODY
30a	715021006	RING TUBE & ROLLER LUBE
31	000029202	SPRING WICK
32	000029203	WICK PIN
33	809857165	SCREW-HEX 5/16-18 X 1
34	844057002	5/16-18 STOVER LOCKNUT
35	801149897	1/4-20 X 3/4 CARRIAGE BOLT
36	844049002	1/4-20 LOCK NUT
37	070002005	BELT-DRIVE PIN ELEV
38	809857405	SCREW-HEX 5/16-18 X 2 1/2
39	070008449	SPACER-DIST.SUPPORT
40	700107170	ADHSVE-LKTE 609
41	070001129	WHEEL ASSEMBLY RH
42	530702106	WHEEL ASSEMBLY LH-USED
43	000026032	SPRING
44	070006030	SPRING-SAFETY LINK
45	070006143	SPACER
46	000022219	PIN ELEV GUARD ASSEMBLY
47	000022222	BRKT-MTG-PIN ELV GRD
48	801239160	BLT-CR 10-24 X 1 WO
49	843139002	NUT-KEP 10-24

LUBRICANT FOR GEARBOXES

715021716 Lube Oil 600W Qt.
715021706 Lube Oil 600W 12 qts.

NEW NATIONAL MOTOR B.E. MOTOR REPLACEMENT

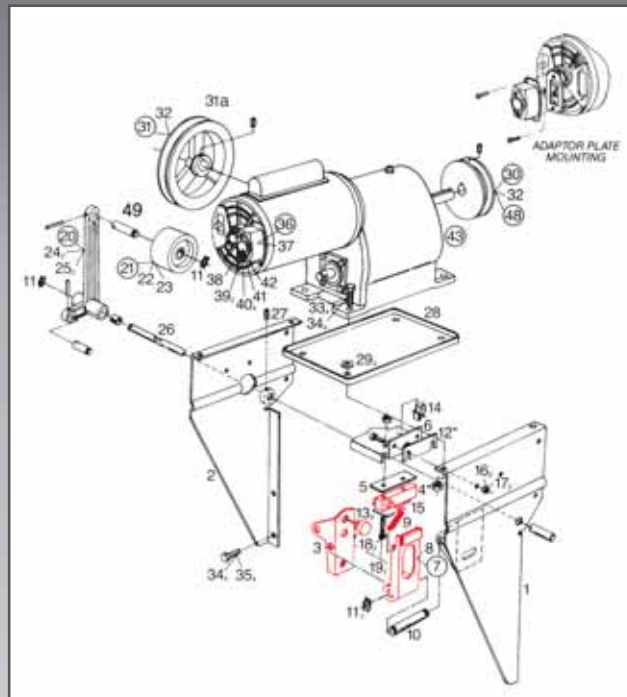
Reversible rotation.
Our proven Franklin motor, adapted to fit your National gearbox.

785502258 110-220V/50HZ
785502259 110V/60HZ

SOLID STATE SWITCH FOR BACK END MOTORS



Product Code 610309046



ITEM	PART NUMBER	DESCRIPTION
1	070002084	BRKT-MOTOR RH FRONT (ODD)
1a	070002214	BRKT-MOTOR LH FRONT (EVEN)
2	070002074	BRKT-MOTOR RH REAR (ODD)
2a	070002212	BRKT-MOTOR LH REAR (EVEN)
3	000029624	BRKT SHOCK MECH
4*	000026043	SWITCH-MICRO
5	000022296BG	INSULATOR-SWITCH (BAG 10)
6	000022828	BRKT-SHOCK SWCH MECH
7	000023621	LEVER CUSH ASSEMBLY-SWTH
8	000023625	BUMPER-SPONGE RUBBER
9	000021431	SPRING
10	000022821	PIN
11	963600002BG	WASHER-X 1/4 9000-16 (BAG 10)
12**	000028036	SHIM-MICRO SWITCH
13	000021992	BUMPER-GROMMET #2250
14	724501072	TIN-CLIP-CBL.C 4506S
15	070011250	BRACKET-SWITCH
16	809849125	SCREW-HEX 1/4-20 X 3/4
17	844049002BG	1/4-20 LOCK NUT (BAG 10)
18	818227202BG	SCREW-SMRD 6-32 X 1 1/4 (BAG 10)
19	839527002BG	6-32 FLEX NUT (BAG 10)
20	070002004	ARM ASSEMBLY RH BELT TIGHT (ODD)
20a	070002216	ARM ASSEMBLY LH MACH (EVEN)
21	070002007	PULLEY ASSEMBLY BELT
22	070002094	PULLEY-BELT TIGHTNER
23	900208161BG	BEARING FL .503 X .875 X 1 (BAG 5)
24	900108141	BEARING SL .503 X 7/8
25	913437160BG	PIN-SPRNG .187 X 1 (BAG 10)

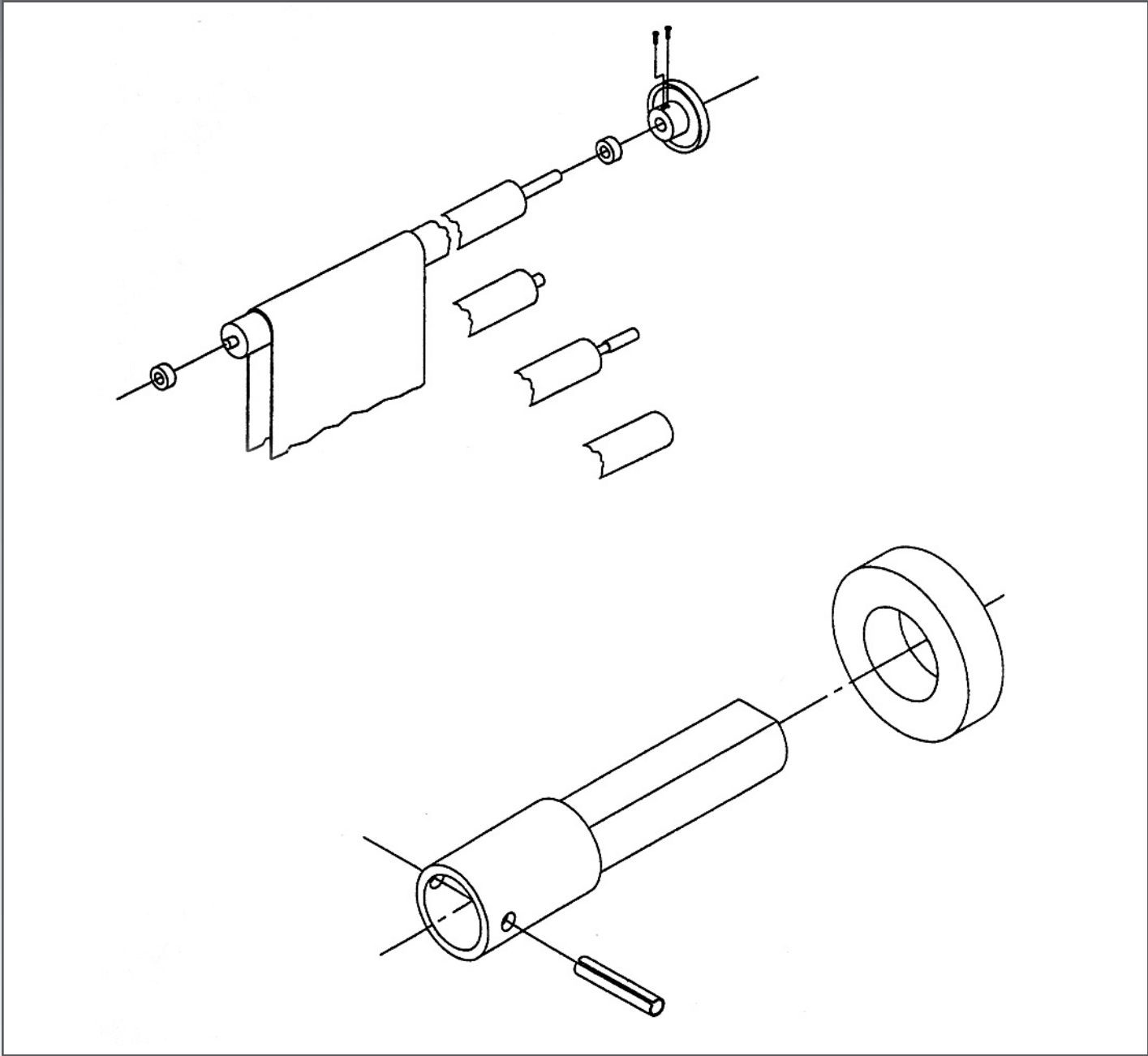
ITEM	PART NUMBER	DESCRIPTION
26	070002012	PIVOT SHAFT
27	807357080BG	SCREW-STS05/16-18 X 1/2 (BAG 10)
28	070002010	PAN-DRIP
29	000023758BG	GSKT-WASHER 3/8ID X 7/8OD (BAG 10)
30	000022172	SHEAVE-BACK END DRIVE
31	000023673	SHEAVE
31a	000024598	ADJ SPEED SHEAVE
32	807358060BG	SCREW-STS05/16-24 X 3/8 (BAG 10)
33	809857205BG	SCREW-HEX 5/16-18 X 1 1/4 (BAG 10)
34	844057002BG	5/16-18 STOVER LOCKNUT (BAG 10)
35	809857125BG	SCREW-HEX 5/16-18 X 3/4 (BAG 10)
36***	070001284	RECEPTACLE ASSEMBLY
37	000025590	RECEPTACLE HOUSING
38	000025906	RECEPTACLE-MALE
39	823126062BG	SCREW-TAP-RD 6 X 3/8 TYA (BAG 10)
40	760015038	TERM-AMP 41473
43****	610704043	MOTOR-GEARBOX ASSY.WH RH 110/60Hz
43a****	610704042	MOTOR-GEARBOX ASSY.WH LH 110/60HZ
48	070006212	MOTOR-GEARBOX ASSY.WH RH 230/50HZ
48a	070006211	Motor Westinghouse LH 230/50HZ
49	070004267	SHAFT-STUB
51	000021443	SPRING POST
52	809857565	SCREW-HEX 5/16-18 X 3 1/2
53	000029601	SPRING
NOT SHOWN 610007010		GE & WH MOTOR- GEARBOX MANUAL

* Remove N.O. contact before mounting ** Use as required to obtain a gap of .79 in (2.39mm.) between item 7 & item 3

*** Adaptor plate 785501208 & (2) #8-32 x 3/8 flat head machine screws to be used with Westinghouse motors only

**** See page 103 for exchange and repair program

82-70 REAR ROLLER REPAIR KIT



82-70 REAR ROLLER REPAIR KIT

- Includes:
- Stub shaft
 - Ball bearing for stub shaft end
 - New ball bearing for opposite end (#000024590)
 - 3/16" x 1" steel roll pin
 - 0.185" drill bit

Product Code 612070014

SPECIAL TOOLS - PIT & CUSHION

- | | |
|-----------|--------------------------------|
| 784003000 | RIVET INSTALLATION/HANDLE TOOL |
| 792502002 | CARPET FLAT TOOL |
| 792018020 | MAGNETIC PICK-UP TOOL |
| 792501001 | CARPET REMOVAL PIN |
| 792505005 | SPRING PULLER |

AMF Carpet Belts have been the proven leaders for more than 50 years. All of our carpets resist lane oil penetration, resist stretching and resist fraying. We offer three high quality belts at three price points to meet every center's budget.

**GOOD
1 Year
Guarantee**

GREEN BACK CARPET BELT

AMF's value belt is the Green Back belt. It is a two-ply carpet that is a laterally rigid carpet for improved tracking. It resists oil and is superior to "rag-top" belts

Product Code 000026756

**BETTER
2 Year
Guarantee**

PUMPKIN CARPET BELT

As the standard of the industry, AMF's Pumpkin belt has a mechanically and chemically stitched splice that resists delamination and curling. This belt provides longer life and superior oil resistance to mandrel built belts and is preconditioned for easier installation and reduced break-in time.


Product Code 090006124

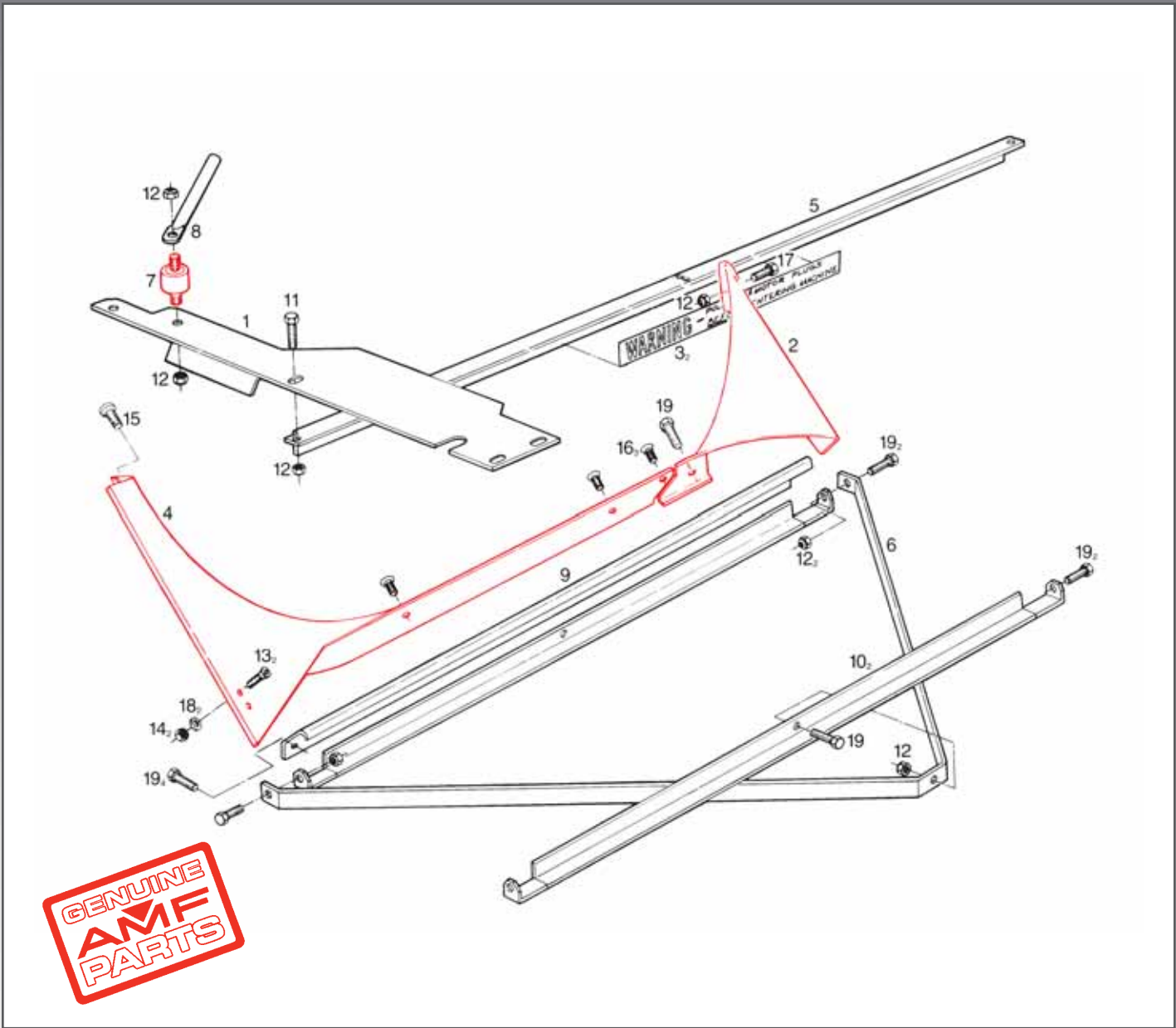
**BEST
3 Year
Guarantee**

PLATINUM CARPET BELT

AMF's newest belt, the Platinum belt is homogeneously manufactured with a patented stitched seam reinforcer. The belt fabric is impregnated with urethane to repel lane oil and prevent oil from absorbing into the belt. The herringbone design locks the belt laterally under tension, but remains flexible for installation.

Product Code 070011900





BACK END ASSEMBLY PARTS

ITEM	PART NUMBER	DESCRIPTION
1	088001120	TREADWELD RH X-ref 088001120
1a	088001121	TREADWELD LH X-ref 088001121
2	070001412	PLOW & MAT ASSEMBLY SM RH (ODD)
2a	070002169	PLOW & MAT ASSEMBLY SM LH (EVEN)
3	070005614	DECAL-WARNING
4	000027372	PLOW & MAT ASSEMBLY RH (ODD)
4a	000027368	PLOW & MAT ASSEMBLY LH (EVEN)
5	070007359	BRKT-SUPPORT
6	070001185	BRACE OBSOLETE
7	000029068	RUBBER MOUNT
8	070001195	PIN EJECTOR
9	000027099	APRON & MAT ASSEMBLY RH (ODD)

ITEM	PART NUMBER	DESCRIPTION
9a	000027100	APRON & MAT ASSEMBLY LH (EVEN)
10	070001184	STRAP
11	809857205BG	SCREW-HEX 5/16-18 X 1 1/4 (BAG 10)
12	844057002BG	5/16-18 STOVER LOCKNUT (BAG 10)
13	808849120BG	SCREW-SOFL 1/4-20 X 3/4 (BAG 10)
14	844049002BG	1/4-20 LOCK NUT (BAG 10)
15	808566160BG	SCREW-SOBT 3/8-24 X 1 (BAG 10)
16	808858120BG	SCREW-SOFL 5/16-24 X 3/4 (BAG 10)
17	809857125BG	SCREW-HEX 5/16-18 X 3/4 (BAG 10)
18	948753102BG	WASHER-9/32 x 5/8 x 1/16 (BAG 10)
19	809857165BG	SCREW-HEX 5/16-18 X 1 (BAG 10)
20	808858240BG	SCREW-SOFL 5/16-24 X 1 1/2 (BAG 10)

BOUNCE PLATE & ROLLER ASSEMBLIES

LINK ASSEMBLY



Features:

- Made of brass
- Grease fitting

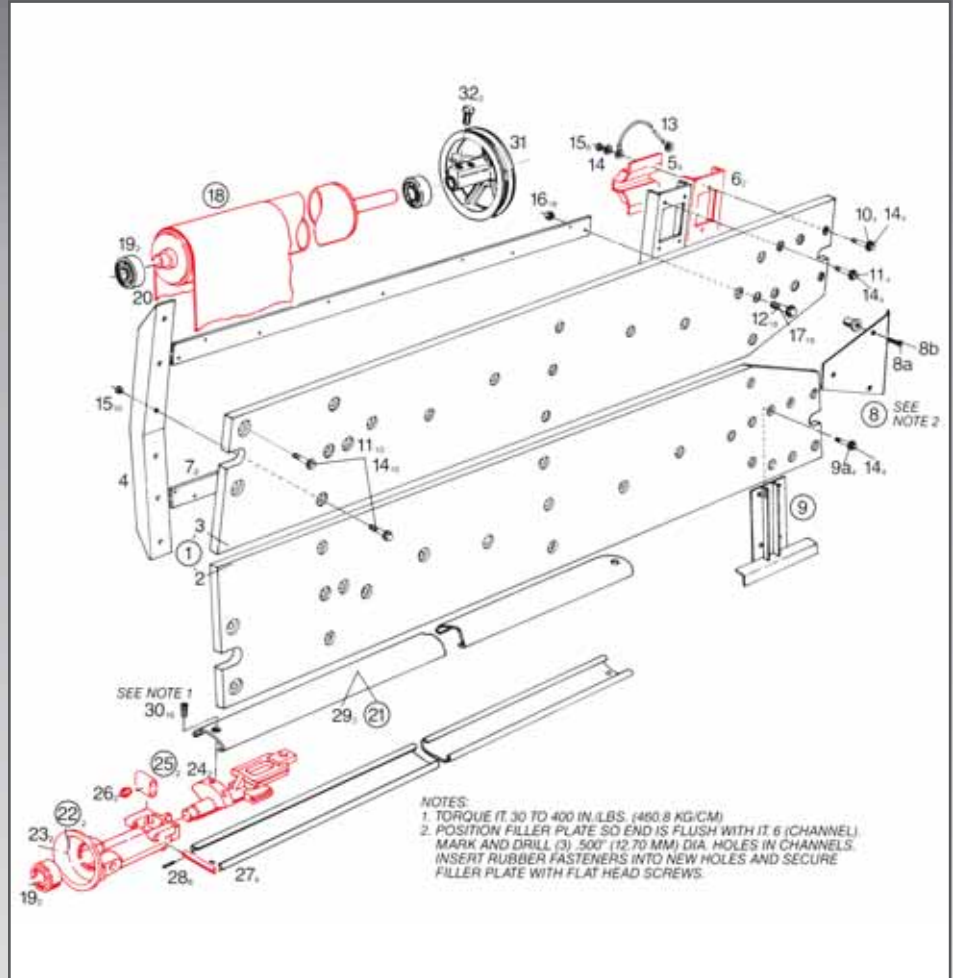
Product Code 000024597

PLASTIC LINK

Features:

- Lubrication free
- Extends service life of other parts in front roller

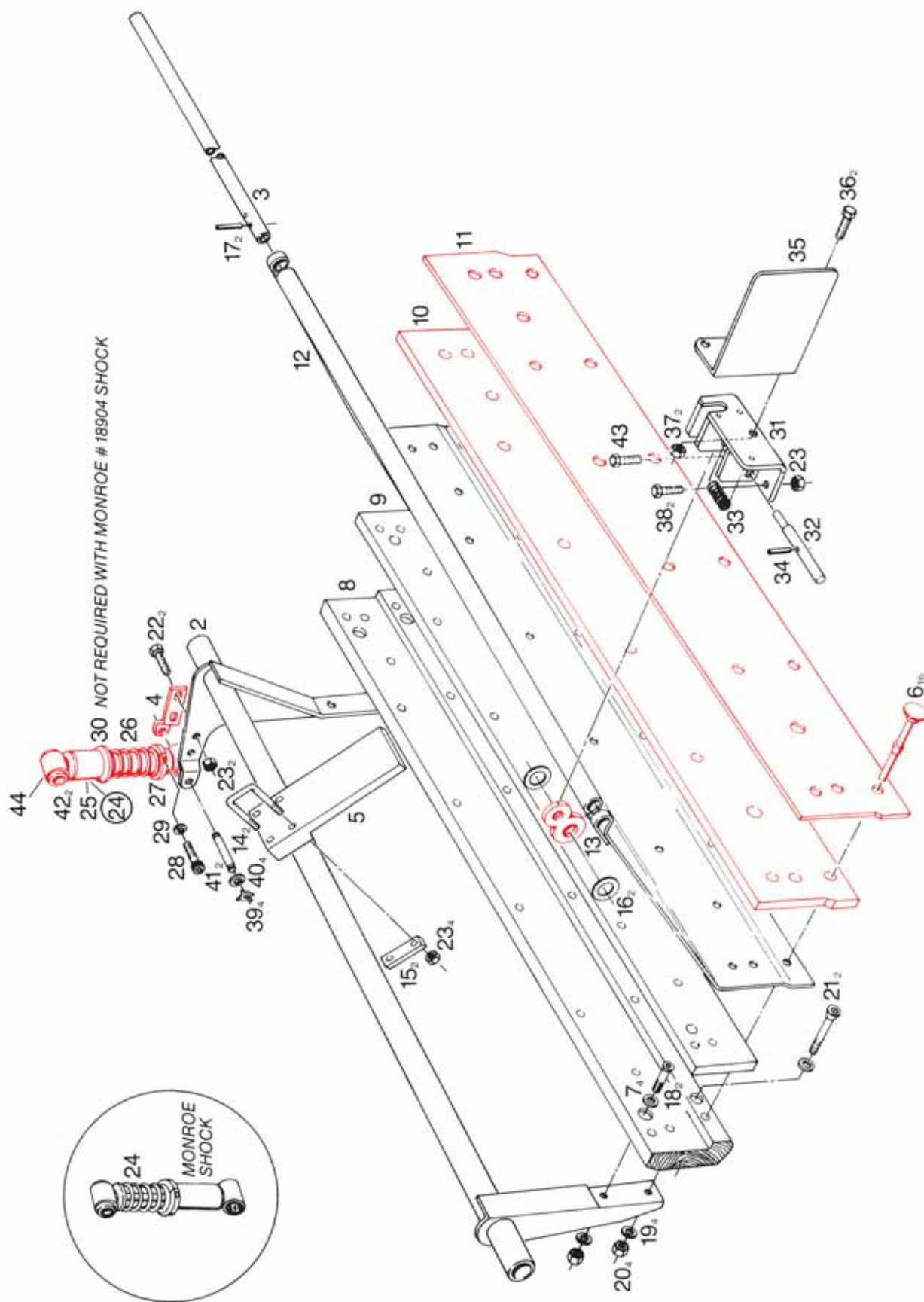
Product Code 000024760



BOUNCE PLATE & ROLLER ASSEMBLIES

ITEM	PART NUMBER	DESCRIPTION
1	090005275	BOUNCE BD ASSY R.H. (ODD)
1a	090005276	BOUNCE BD ASSY L.H. (EVEN)
2	090005270	BOUNCE BOARD RH FRONT PHENOLIC (ODD)
2a	090005271	BOUNCE BOARD LH FRONT PHENOLIC (EVEN)
3	090005272	BOUNCE BOARD RH REAR PHENOLIC (ODD)
3a	090005273	BOUNCE BOARD LH REAR PHENOLIC (EVEN)
4	000029626	SUPPORT-ANGLE
5	000021224	DAMPENER-VIBRATION
6	000021914	CHANNEL
7	000029898	BAR-REINFORCING 40.5
8	070007846	KIT-FILLER PLATE FF
8a	808849160BG	SCREW-SOFL 1/4-20 X 1 (BAG 10)
8b	070007847	FASTNER RUBBER
9	610704014	BALL IDLING BRACKET KIT
9a	809849325BG	1/4-20 X 2 CAP SCREW (BAG 10)
10	809849205BG	1/4-20 X 1 1/4 MACHINE SCREW (BAG 10)
11	809849165BG	SCREW-HEX 1/4-20 x 1 (BAG 10)
12	809857205BG	SCREW-HEX 5/16-18 X 1 1/4 (BAG 10)
13	000025622	STRAP-BONDING
14	948753102BG	WASHER-9/32 x 5/8 x 1/16 (BAG 10)
15	844049002BG	1/4-20 LOCK NUT (BAG 10)

ITEM	PART NUMBER	DESCRIPTION
16	844057002BG	5/16-18 STOVER LOCKNUT (BAG 10)
17	948761112BG	5/16 WROUGHT WASHER (BAG 10)
18	070002034	ROLLER ASSEMBLY-REAR
19	000024590	BEARING .7874 X 1.8504
20	090006124	CARPET BELT- PUMPKIN TAN
20a	000026756	SPLIT FINGER CARPET BELT- GREEN
21	000024576	ROLLER ASSEMBLY-FRONT
22	000024592	HINGE ASSEMBLY
23	000024579	ROLLER-HINGE
24	000024580	SHAFT-HINGE
25	000024597	LINK ASSEMBLY
25a	000024760	FRONT ROLLER LINK ASSEMBLY
26	710501002	FITTING-ALMTE 1612B
27	000024582BG	PIN-ROLLER (BAG 10)
28	913411100BG	PIN-SPRNG .078 X 5/8 (BAG 10)
29	000024578	ROLLER BODY-FRONT
30	000025662BG	SCREW-NYLOC (BAG 10)
31	070002097	SHEAVE-CARPET DRIVE
32	806265160BG	SCREW-STSQ 3/8-16 X 1 CP (BAG 10)
33	612070014	REAR ROLL REPAIR KIT




CUSHION, SHOCK ABSORBER & CURTAIN SUPPORT ASSEMBLIES

ITEM	PART NUMBER	DESCRIPTION
1	070002060	CUSHION ASSEMBLY RH (ODD)
1a	070002260	CUSHION ASSEMBLY LH (EVEN)
2	070002050	TUBE WELD RH (ODD)
2a	070002252	TUBE WELD CUSHION LH (EVEN)
3	070011288	ROD-CURTAIN
4	000024534	EAR, HANGER CUSHION
5	070001432	PAD
6	000028529	URETHANE-PLUS RIVET
6a	000028519	RUBBER RIVET
7	000024801BG	WASHER (BAG 10)
8	000024796	WOOD PLANK-CUSHION RH (ODD)
8a	000024795	WOOD PLANK-CUSHION LH (EVEN)
9	000022770	PAD CUSH SPNGE RUBBR
10	000024807	CUSHION-RUBBER RH (ODD)
10a	000024808	CUSHION-RUBBER LH (EVEN)
11	090005230	CUSHION COVER REINFORCED
12	000026445	2 PLY PREMIUM PIN CURTAIN
12a	000026450	STANDARD PIN CURTAIN
13	070005610	LINK
14	070001422	BOLT-U
15	070001421	STRAP
16	945091242	WASHER-1 X1 1/2
17	913437240BG	PIN-SPRNG .187 X 1 1/2 (BAG 10)
18	808865320BG	SCREW-SOFL 3/8-16 X 2 (BAG 10)
19	951164002BG	WASHER-LK-SPLIT 3/8 (BAG 10)
20	839665002BG	NUT-FLX 3/8-16 (BAG 10)
21	808865400	SCREW-SOC, HD CAP 3/8-16 x 2 1/2 (BAG 10)

ITEM	PART NUMBER	DESCRIPTION
22	809857125BG	SCREW-HEX 5/16-18 X 3/4 (BAG 10)
23	844057002BG	5/16-18 STOVER LOCKNUT (BAG 10)
24	000022824	CUSHION SHOCK ASSEMBLY
25	000022823	SHOCK ABSORBER
26	000022288	SPRING CUSHION
27	000022286	COLLAR-STRUT CUSHION
28	810250200BG	SCREW-SOC 1/4-28 X 1 1/4 (BAG 10)
29	951148002BG	1/4 IN SPLIT LOCKWASHER MED PLTD (BAG 10)
30	000022287	WASHER SPRING SEAT
31	070007360	BRKT-SUPPORT WELD
32	070001396	PIN-CURTAIN LATCH
33	070001389	SPRING-CURTAIN LATCH
34	913431160BG	PIN-SPRNG .156 X 1 (BAG 10)
35	070004738	GUARD
36	809849125	SCREW-HEX 1/4-20 X 3/4
37	844049002BG	1/4-20 LOCK NUT (BAG 10)
38	809857205BG	SCREW-HEX 5/16-18 X 1 1/4 (BAG 10)
39	963600002BG	WASHER-X 1/4 9000-16 (BAG 10)
40	948975172BG	1/2 USS WROUGHT WASHER TYPE A (BAG 10)
41	000022821	PIN
42	000022822	SLEEVE
43	809857165BG	SCREW-HEX 5/16-18 X 1 (BAG 10)
44	721502005	BSHNG-RUBR MONRO SHK
46	070011840	VELCRO CUSHION COVER
47	070011841	VELCRO LOOP CUSHION RH (ODD)
47a	070011842	VELCRO LOOP CUSHION LH (EVEN)

Note: Spring is top on Monroe Shock, Bottom on Gabriel Shock. Gabriel Shock is no longer available.

GRIPPER BALL LIFT BELT




Features:

- The best belt for heavy lane oil conditions, oil resistant
- Traditional Gates Rubber belt strength
- Cogged V-Guide improves tracking, flexibility, and service life
- Works with all PBL and Kicker "Shallow-Narrow" lifts
- Easy to clean - just use a damp rag with lane cleaner
- Superior materials and engineering throughout

Product Code **088001233**

BALL LIFT BELT



Features:

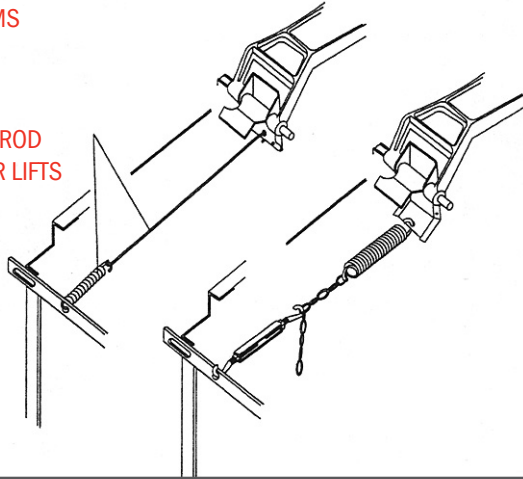
- Oil resistant, higher friction surface that resists twisting
- Superior tensile cord strength on the flat side of the belt
- V-guide is merely a guide
- V-guide does not separate
- Thicker belt (flat part) lengthens life

Product Code **090002450**

BALL LIFT PRESSURE KIT

ORIGINAL BALL LIFT SYSTEMS

SPRING AND CONNECTING ROD
ARE NOT FOUND ON KICKER LIFTS



Product Code 612070013

- Can more than double the effective lifting force
- Allows for heavy lane oil conditions
- Overcomes poor lubrication
- Easily adjustable pressure
- Thicker plate eliminates problems with springs pulling out holes
- Belts and rails do not have to be cleaned to remove oil nearly as often, or maybe not at all

Original Style Kicker Ball Lift Systems:

Uses the weight of the ball lift (approx. 40 lbs.) to create frictional forces required to lift a ball against the forces of gravity.

Original PBL's:

Uses the weight of the ball and an additional torque created by a small extension spring and connecting rod to increase effective forces by about 10%. These forces must again be large enough to squeeze the ball between the ball lift belt and the up rail covers and overcome gravity.

Problems Experienced Today with the Systems Above:

- Forces created by the weight and the frictional coefficient of the rubber belt and up rails must be larger than the weight of the ball, or the ball will not be lifted.

To lift a ball, the following condition must be met:

- Forces created by 40 lbs. Lift plus additional moments X frictional coefficients of surfaces > weight of ball
- Heavy lane oil conditions cause frictional coefficients of the rubber belt and up rails to drop significantly.
- Poor lubrication decreases effective weight of ball lift by preventing it from pivoting freely.
- Hydraulic sock which dampens the drop of the lift also reduces the effective weight of the lift. As the ball gets half way up the rails, the rails curve away from the lift. The lift must lower itself down further against the rails to maintain the lifting force of the ball will idle. The shock absorbs a significant amount of this required force and the ball starts idling. It is more difficult to overcome the idling once it has started. Typically the ball must start again from the bottom.
- Effective lifting forces and coefficients of friction both drop daily because of no maintenance, no lubrication, and heavy lane oiling.

VELCRO CUSHION COVER

Cover material with stitched male "hook" velcro (first time installation requires Velcro purchase)

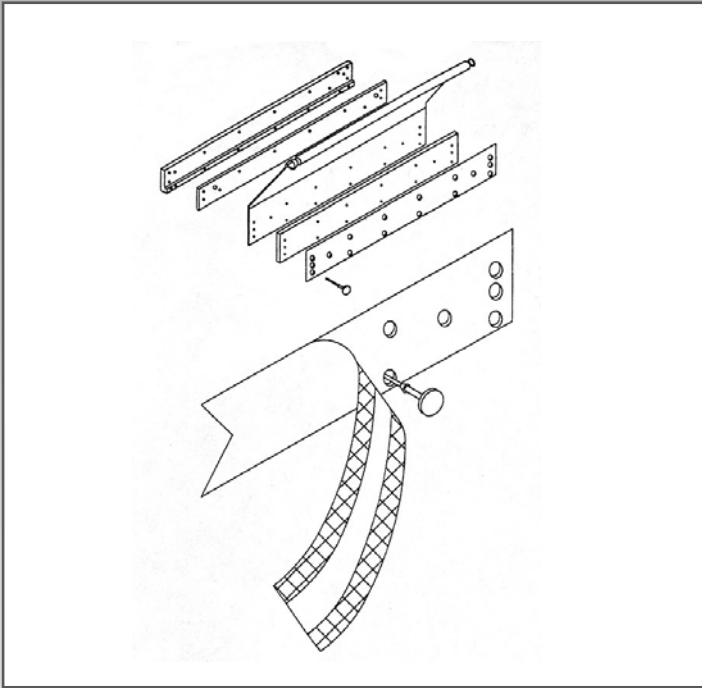
Product Code 070011840

Mounting die cut female "loop" velcro for RH cushion (Odd machine)


Product Code 070011841

Mounting die cut female "loop" velcro for LH cushion (Even machine)

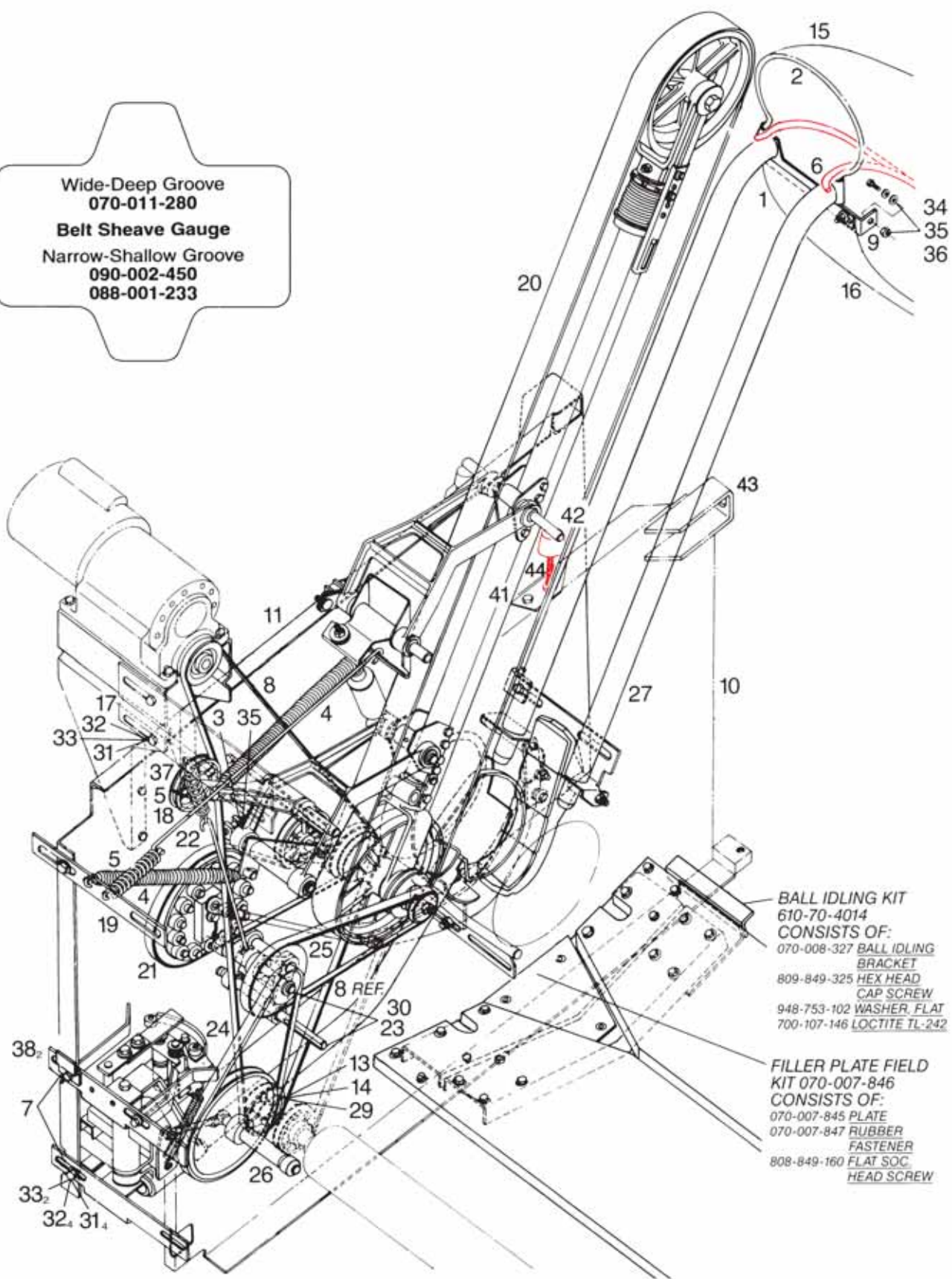
Product Code 070011842



- Reinforced "carpet belt" type material with a low friction "brushed" surface exposed for ball contact.
- Two strips of male "hook" Velcro are double stitched to the material with high strength, heavy polyester cord.
- Female "looped" Velcro is die cut to fit exactly like any other cushion cover. It is held in place with 16 rivets.
- Once installed, all rivet heads are protected from any ball contact. This means:
 - NO rivet head wear
 - NO balls sticking to rivet heads
 - NO marking from rivet heads
 - NO more rivet problems
- Outside material is simply pressed on.
Each time the ball hits the cushion, the material is pressed on that much harder.
- When it is time to change the cover, simply peel it off and stick on a new cover.
- Eliminates down time and cushion maintenance resulting from installing new rivets and pads every time a cushion cover is worn out.
- Outside cover with stitched on Velcro is universal.
- Presents a truly smooth, flat, non-marking surface for the ball to contact with no rivet heads exposed.



Wide-Deep Groove
070-011-280
Belt Sheave Gauge
Narrow-Shallow Groove
090-002-450
088-001-233



BALL IDLING KIT
610-70-4014
CONSISTS OF:
070-008-327 BALL IDLING
BRACKET
809-849-325 HEX HEAD
CAP SCREW
948-753-102 WASHER, FLAT
700-107-146 LOCTITE TL-242

FILLER PLATE FIELD
KIT 070-007-846
CONSISTS OF:
070-007-845 PLATE
070-007-847 RUBBER
FASTENER
808-849-160 FLAT SOC.
HEAD SCREW

POSITIVE BALL LIFT

ITEM	PART NUMBER	DESCRIPTION
1	000021813	WIPER SUPPORT
2	000021814	RING
3	000024610	STUD-CLAMP
4	000024673	SPRING-DIST
5	000026031	SPRING
6	000029629	TRACK WELD-DOWNSWEEP
7	000029910	SHIM-3/8 SLOT X 1 1/8OD
8	000022099	BELT-V PITCH LT 1133
9	070004654	BRKT-TRACK SUPPORT
10	090004126	KICKBACK RH/RH
11	090004129	KICKBACK LH/LH
12	610700122	LIGHT BALL SENSOR X-ref to 070011120
13	070002034	ROLLER ASSEMBLY-REAR
14	070002097	SHEAVE-CARPET DRIVE
15	070004669	CLOTH-BALL WIPER
16	070004670	DUST TRAP
17	530707129	TIE PLATE ASSY-USED - OBS
18	070011034	EXTENSION ROD
19	070011035	STRAP
20	070011052	BALL LIFT ASSEMBLY
21	070011064	V-BELT GATES #1450
22	070011106	SPRING EXTENSION
23	070011132	BELT TENSIONER ASSEMBLY
24	070011147	V-BELT GATES #1380
25	070011148	V BELT
26	070011178	CRANK ASSEMBLY
27	070011414	TRACK RAIL ASSEMBLY-PBL
29	806265160BG	SCREW-STSQ 3/8-16 X 1 CP (BAG 10)
30	807265060	3/8-3/16 X 3/8 SOCKET SET,CUP PT


ITEM	PART NUMBER	DESCRIPTION
31	809857165BG	SCREW-HEX 5/16-18 X 1 (BAG 10)
32	844057002BG	5/16-18 STOVER LOCKNUT (BAG 10)
33	948761112BG	5/16 WROUGHT WASHER (BAG 10)
34	809865285	SCREW-HEX 3/8-16 X 1 3/4
35	844065002BG	NUT-STVR 3/8-16 (BAG 10)
36	948767132BG	WASHER 13/32 X 13/16 X 1/16 (BAG 10)
37	070007124	BELT TIGHTENER PACKAGE
38	070011310	SUPT-BE MTR GUARD
39	000024699	GUARD OBSOLETE
40	070011401	GUARD WELD
41	070004642	BRKT-STOP-BALL LIFT
42	000024641	STOP BUMPER
43	000021792	WASHER FRAME
44	835558002BG	NUT-HEX-JAM 5/16-24 (BAG 10)
NOT SHOWN	612070013*	BALL LIFT PRESSURE KIT
	610704098	PBL TEMPLATE & DRILL BITS (PURCHASE ONE FOR ENTIRE CENTER WHEN CONVERTING TO PBL OR PBL PLUS)
	610704097**	82/70 PBL PLUS CONVERSION KIT
	610700178**	82/30 PBL PLUS CONVERSION KIT
	610704106	82/70 PBL CONVERSION KIT WITH LIGHT BALL SENSOR
	070011642	URETHANE DOOR RING RH (ODD)
	070011641	URETHANE DOOR RING LH (EVEN)
	070011006	STEEL DOOR RING RH (ODD)
	070011005	STEEL DOOR RING LH (EVEN)

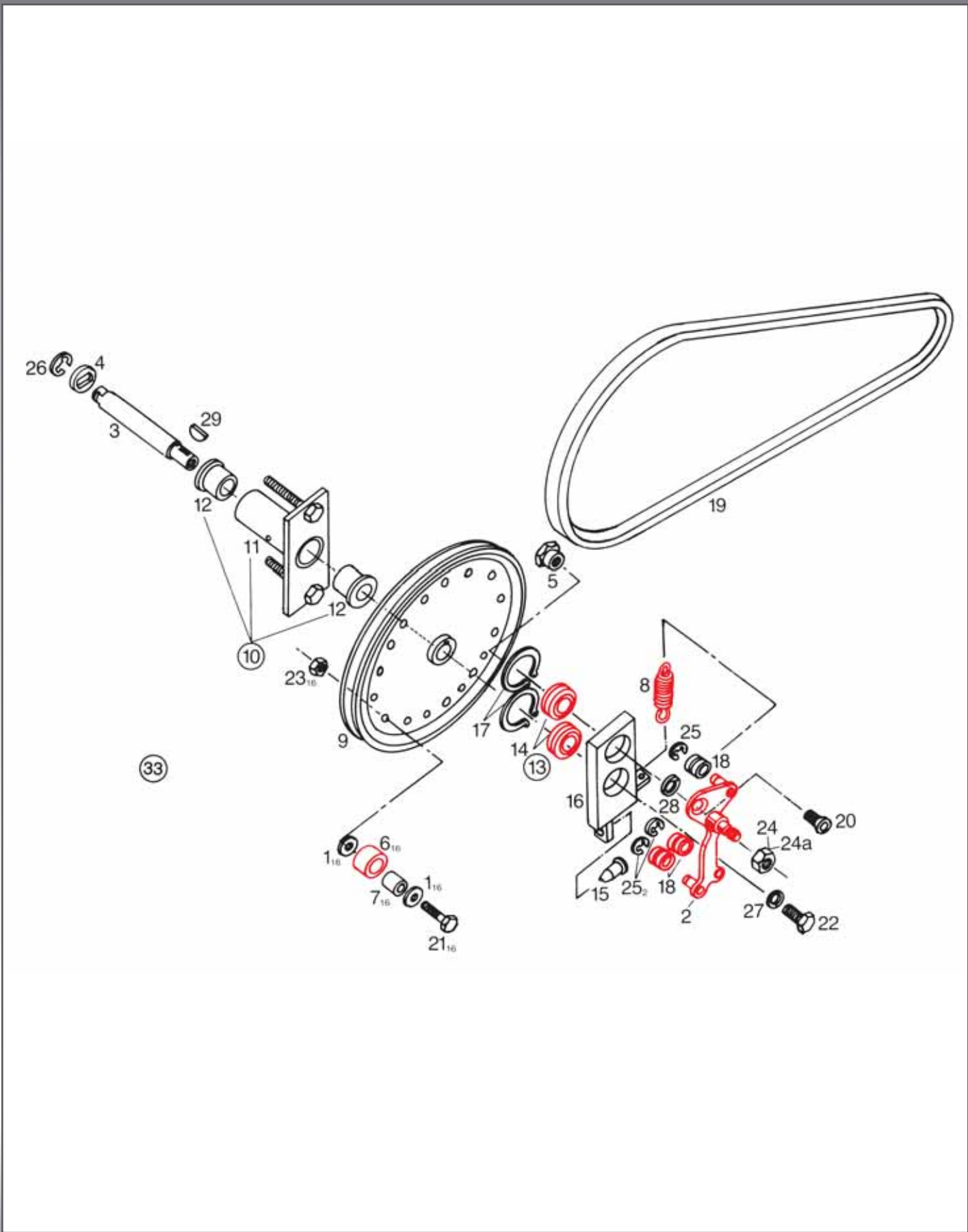
* Kit includes: Plate - 070 011 832, Turn Buckle - 730 058 091, Chain - 705 890 108, Spring - 000 021 204, Strap - 070 011 035, Jam Nut - 835 565 002.

** The PBL Plus does not include a Light Ball Sensor.

SPECIAL TOOLS - BALL LIFT

792505005	SPRING PULLER
793511045	SPANNER WRENCH
792504040	BALL LIFT BEARING INSTALLATION TOOL
792504041	BALL LIFT BEARING REMOVAL TOOL





RATCHET ASSEMBLY


ITEM	PART NUMBER	DESCRIPTION
1	000026865BG	WASHER (BAG 10)
2	070011217	WELD-RCHT ARM BL LFT
3	070011027	SHAFT
4	070011028BG	WASHER (BAG 10)
5	070011029	NUT
6	070011030BG	ROLLER (BAG 10)
7	070011031BG	SPACER (BAG 10)
8	070011032	SPRING
9	070011033	PULLEY-RATCHET
10	070011036	BEARING & HOUSING ASSEMBLY
11	070011009	HOUSING WELDMENT
12	900212161BG	BEARING FL .753 X 1.003 X 1 (BAG 5)
13	070011037	CRANK ASSEMBLY
14	000024679	BEARING BL .625 X 1.375
15	070006142	BUMPER
16	070011013	CRANK WELDMENT
17	919000600BG	RING-RET. 5000-137 (BAG 10)
18	070011040BG	ROLLER-RATCHET ARM (BAG 10)

ITEM	PART NUMBER	DESCRIPTION
19	070011064	V-BELT GATES #1450
20	808865140BG	SCREW-SOFL 3/8-16 X 7/8 (BAG 10)
21	809849205BG	1/4-20 X 1 1/4 MACHINE SCREW (BAG 10)
22	809965125BG	SCREW-HEXPLK3/8-16 X 3/4
23	839549002BG	NUT-FLX-TK 1/4-20 HT (BAG 10)
24	844065002BG	NUT-STVR 3/8-16 (BAG 10)
24a	838866002BG	NUT-HEX-ESN-TN 3/8- 24 (BAG 10)
25	919005200BG	RING-RET. 5100-31 (BAG 10)
26	919005800BG	RING-RET. 5100-75 (BAG 10)
27	948767132BG	WASHER 13/32 X 13/16 X 1/16
28	948964142BG	WASH-PLN 3/8 X 7/8 X 3/32 (BAG 10)
29	907000200BG	KEY-HY PRO 404 (BAG 10)

Note: Items listed below are used to mount ratchet drive assembly to side plate but are not shown

30	070008212	SPACER
31	844057002BG	5/16-18 STOVER LOCKNUT (BAG 10)
32	948767132BG	WASHER 13/32 X 13/16 X 1/16 (BAG 10)
33	070011039	RATCHET ASSEMBLY

BALL LIFT BEARING INSTALLATION & REMOVAL TOOLS



Features:


- Safely, quickly & easily service ball lift yokes
- Leave the wood blocks, vise and hammer out
- Extend service interval, spend less time performing ball lift maintenance
- Never again woory about misaligning bearings or breaking aluminum casting

BEARING INSTALLATION TOOL

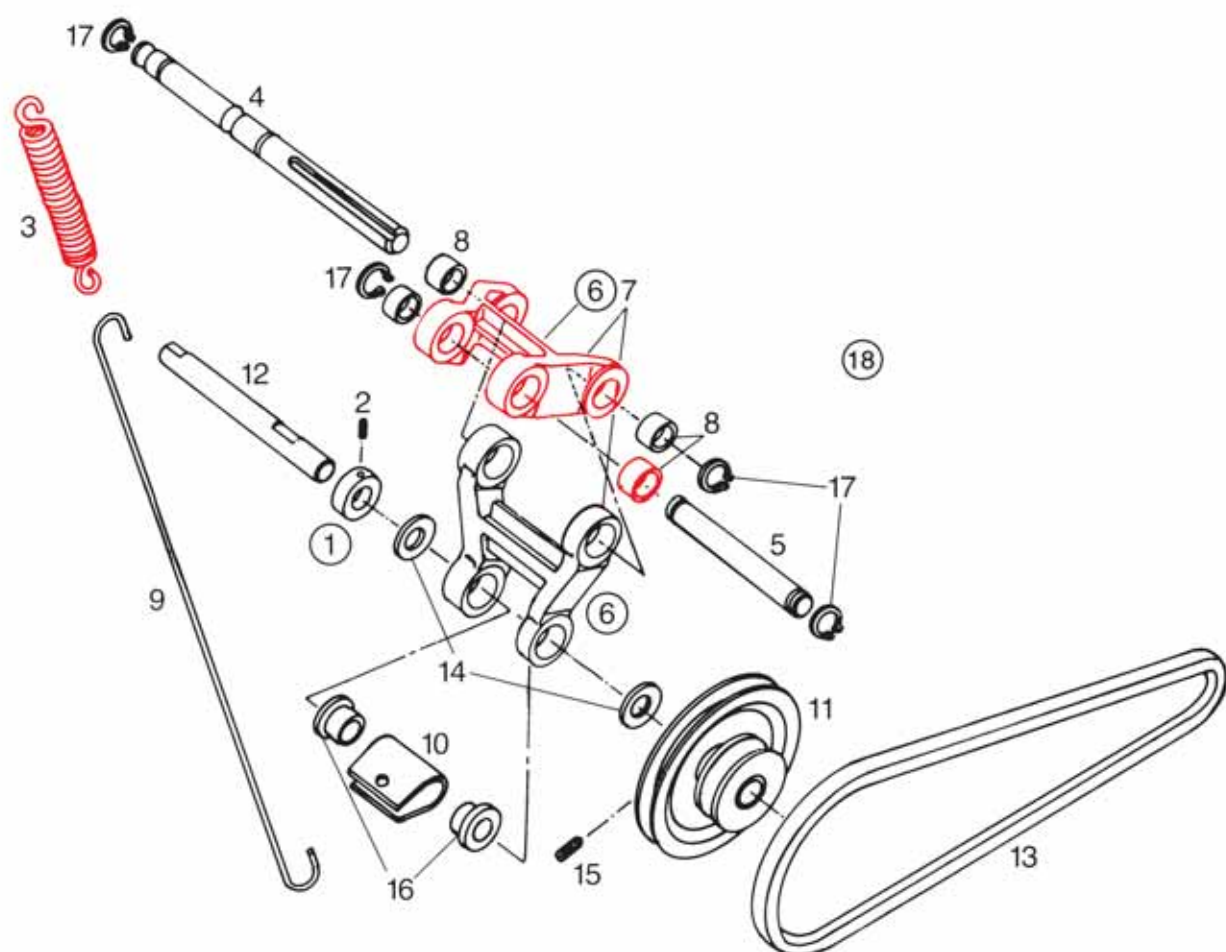
Product Code 792514040

BEARING REMOVAL TOOL

Product Code 792514041



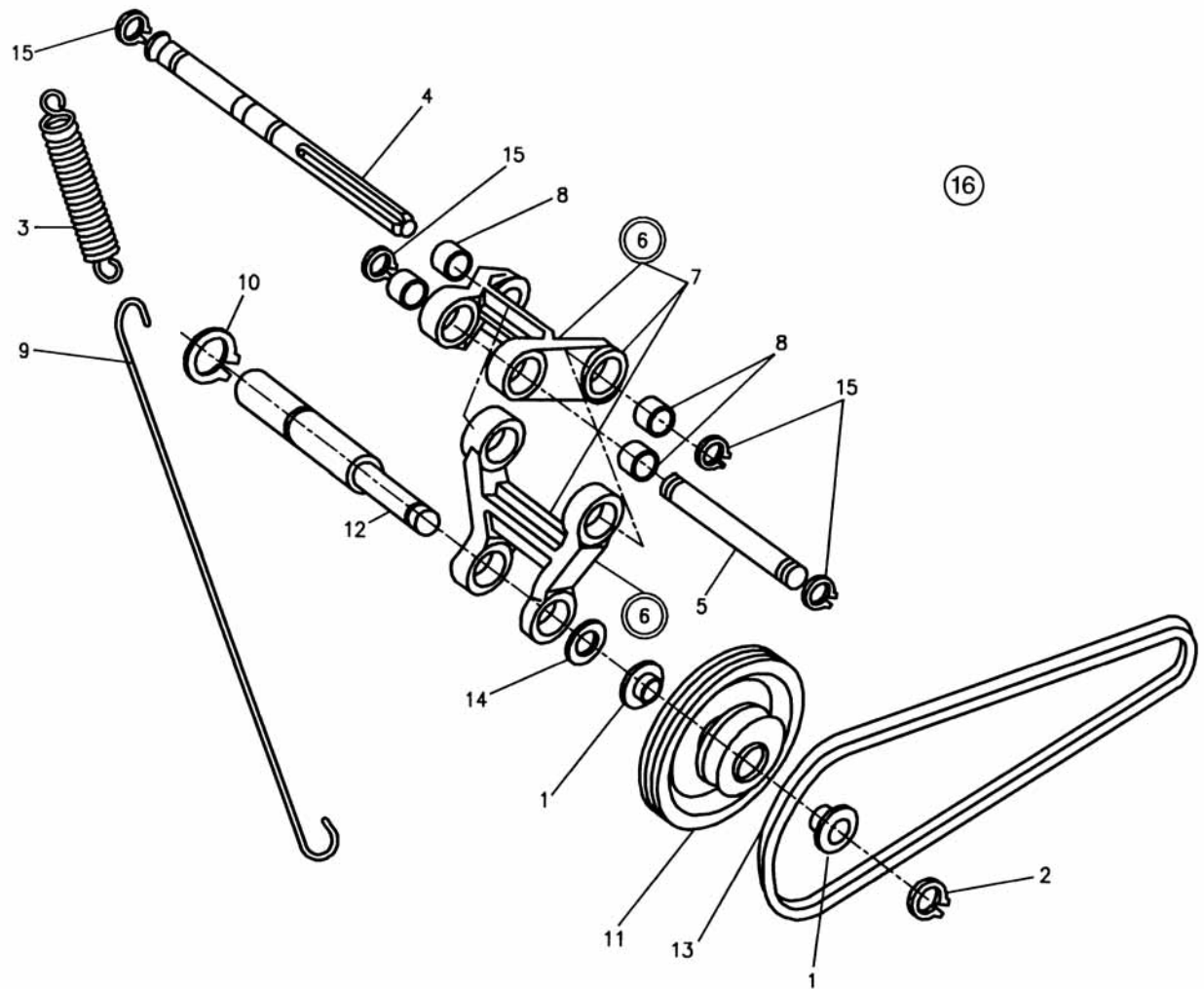
BELT TENSIONER ASSEMBLY - OLD VERSION



BELT TENSIONER ASSEMBLY - OLD VERSION

ITEM	PART NUMBER	DESCRIPTION
1	000021423	COLLAR 5/8 X 1 1/8 X 1/2
2	807357040BG	SCREW-STSO5/16-18 X 1/4 K (BAG 10)
3	000026031	SPRING
4	000029605	SHAFT-PIVOT
5	000029606	SHAFT-PIVOT-SHORT
6	000029659	HANGER ARM ASM
7	000029659	HANGER ARM ASM
8	900110081BG	BEARING SL .628 X .878 X 1/2 (BAG 5)
9	070011106	SPRING EXTENSION

ITEM	PART NUMBER	DESCRIPTION
10	070011109	SPRING CLIP
11	070011131	PULLEY WELD
12	070011133	SHAFT
13	070011148	V BELT
14	701320045BG	BEARING TH .628 X 1 X 1/8 (BAG 10)
15	807257060BG	SCREW STCP 5/16-18 X 3/8 (BAG 10)
16	900210101BG	BEARING FL BZ .628 X 5/8 (BAG 5)
17	919005600BG	RING-RET. 5100-62 (BAG 10)
18	070011132	BELT TENSIONER ASSEMBLY

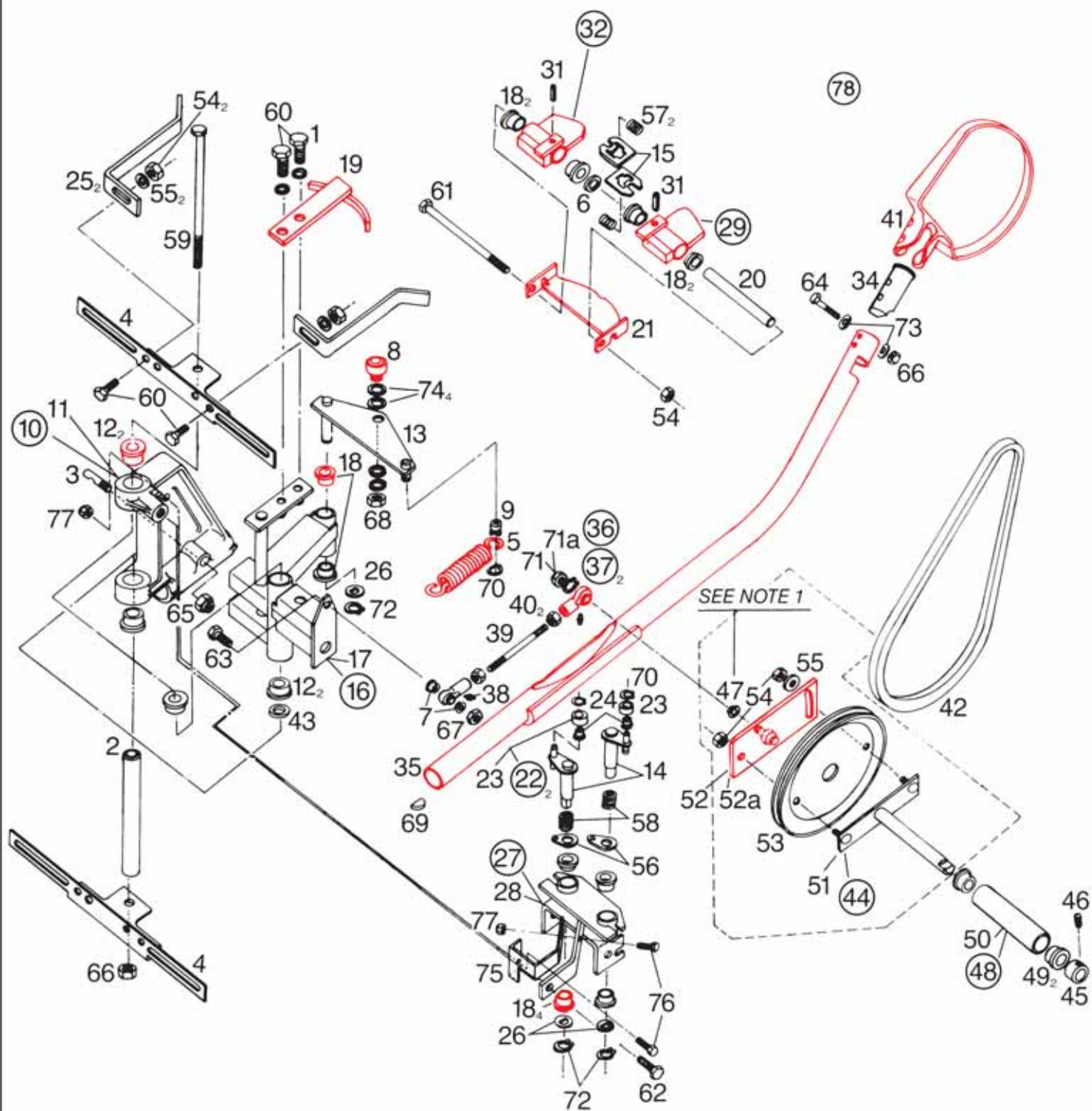


PBL BELT TENSIONER ASSEMBLY - NEW VERSION

ITEM	PART NUMBER	DESCRIPTION
1	900208120	BEARING-FLANGE
2	919005500BG	RING-RET .5100-50 (BAG 10)
3	000026031	SPRING
4	000029605	SHAFT-PIVOT
5	000029606	SHAFT-PIVOT SHORT
6	000029659	HANGER ARM ASSEMBLY
7	000029625	HANGER ARM - Obs
8	900110081BG	BEARING SL .628 X .878 X 1/2 (BAG 10)

ITEM	PART NUMBER	DESCRIPTION
9	090002016	EXTENSION SPRING
10	919005900BG	RING-RET .5100-87 (BAG 10)
11	070011131	PULLEY WELD
12	090002014	SHAFT
13	070011148	V BELT
14	000027264	SPACER
15	919005600BG	RING-RET .5100-62 (BAG 10)
16	090002015	BELT TENSIONER ASSEMBLY

LIGHT BALL SENSOR ASSEMBLY




LIGHT BALL SENSOR ASSEMBLY

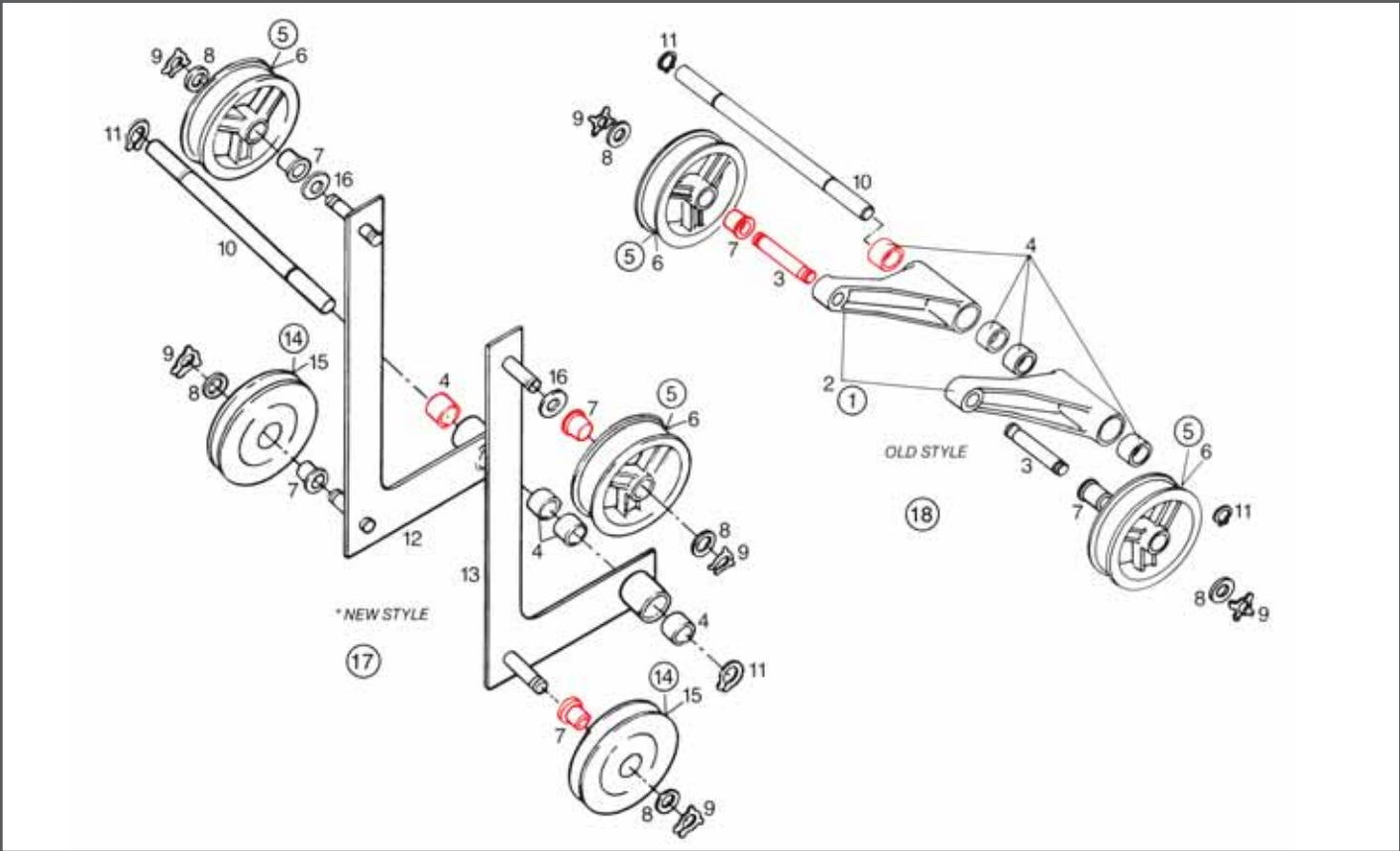
ITEM	PART NUMBER	DESCRIPTION
1	000022869BG	WASHER (BAG 10)
2	000024615	SHAFT
3	000024616	CLAMP STUD
4	070011319	SUPPORT-RUDDER ARM
5	000026031	SPRING
6	000027264	SPACER
7	000029611BG	UNIBAL BEARING WASHER (BAG 10)
8	070006728	CAM FOLLOWER
9	070011040BG	ROLLER-RATCHET ARM (BAG 10)
10	070011066	RUDDER ARM SUPT AND ASSY
11	070011067	RUDDER ARM SUPT
12	900212201BG	BEARING FL .753 X 1 X 1.25 (BAG 5)
13	070011068	LINK WELD
14	070011626	TRIP ARM ASSEMBLY
15	070011077	TRIP FINGER
16	070011080	RUDDER DRIVE ASSEMBLY
17	070011079	RUDDER DRIVE WELD
18	900208091	BEARING FL .503 X .690 X 9/16
19	070011418	TRIP-CAM
20	070011098	SLEEVE
21	070011099	CAM
22	070011105	ROLLER ASSEMBLY
23	070011096	ROLLER
24	900205081BG	BEARING FL .315 X .44 X 1/2LG (BAG 5)
25	070011107	TRIP ARM
26	070011108	WASHER
27	070011110	CAM SENSOR ASSEMBLY
28	070011100	CAM SENSOR WELD
29	070011407	RUDDER CAM ASSEMBLY LH (ODD)
31	913448120BG	PIN-SPRNG .250 X 3/4 (BAG 10)
32	070011406	RUDDER CAM ASSEMBLY RH (EVEN)
34	070011121	PLUG
35	070011122	RUDDER ARM
36	070011123	ROD ASSEMBLY
36a	090005258	ROD ASSY
37	000026446	ROD END
37a	090005250	ROD END
38	710502010	FITTING-HEIM LU640
39	070011124	ROD
40	835566002	3/8-24 HEX STL THIN NUT

ITEM	PART NUMBER	DESCRIPTION
41	070011146	PADDLE
42	070011147	V-BELT GATES#1380
43	070011151	SPACER
44	070011178	CRANK ASSEMBLY
45	000021423	COLLAR 5/8 X 1 1/8 X 1/2
46	807357040BG	SCREW-STSO 5/16-18 X 1/4 (BAG 10)
47	000029611BG	UNIBAL BEARING WASHER (BAG 10)
48	000029696	TUBE ADJUSTMENT ASSEMBLY
49	000021427	BEARING FL .629 X .878 X 1/8
50	000029697	TUBE-ADJUSTMENT
51	070011092	CRANK SHAFT WELD
52	070011225	WELD-CRANK ADJ PLATE
52a	070011225	WELD-CRANK ADJ PLATE
53	070011097	CRANK PULLEY
54	844057002BG	5/16-18 STOVER LOCKNUT (BAG 10)
55	948761112BG	5/16 WROUGHT WASHER (BAG 10)
56	070011273	TAB
57	722971522	SPRING-COMP .480D X 7/8
58	722985512	SPRING-COMPRESSION
59	802865996BG	SCREW-HHC3/8-16 X 9 1/2 (BAG 10)
60	809857165BG	SCREW-HEX 5/16-18 X 1 (BAG 10)
61	809857880BG	SCREW-HEX 5/16-18 X 5 1/2 (BAG 10)
62	809865165BG	SCREW-HEX 3/8-16 X 1 (BAG 10)
63	809865205BG	SCREW-HEX 3/8-16 X 1 1/4 (BAG 10)
64	809865405BG	SCREW-HEX 3/8-16 X 2 1/2 (BAG 10)
65	831573002BG	NUT-STD HEX 1/2-13 (BAG 10)
66	839565002BG	3/8-16 HEX NYLON LOCK NUT (BAG 10)
67	840065002BG	NUT-FLX-TN 3/8-16 (BAG 10)
68	844070002BG	NUT-STVR-LK 7/16-20 (BAG 10)
69	907000900BG	KEY-HY PRO 910 (BAG 10)
70	919005200BG	RING-RET. 5100-31 (BAG 10)
71*	919005300BG	RING-RET. 5100-37 (BAG 10)
71a	838866002BG	NUT-HEX-ESN-TN 3/8-24 (BAG 10)
72	919005500BG	RING-RET. 5100-50 (BAG 10)
73	948767132BG	WASHER 13/32 X 13/16 X 1/16 (BAG 10)
74	949100002BG	WASHER 59/64 X 15/32 (BAG 10)
75	070011299	BRACE-SENSOR
76	809849145BG	SCREW-HEX 1/4-20 X 7/8 (BAG 10)
77	844049002BG	1/4-20 LOCK NUT (BAG 10)
78	070011120	LIGHT BALL SENSOR ASSY

* Retaining ring and spacer in this application only replaced by item 71a in January 1978



BELT TIGHTENER ASSEMBLY




BELT TIGHTENER ASSEMBLY

ITEM	PART NUMBER	DESCRIPTION
1	070001411	ARM ASSEMBLY
2	000029628	ARM-IDLER
3	070002072	SHAFT-IDLER
4	900112121	BEARING SL .753 X 3/4 LG
5&6	000021408	IDLER PULLEY ASM
7	900208161BG	BEARING FL .503 X .875 X 1 (BAG 5)
8	948975172BG	1/2 USS WROUGHT WASHER TYPE A (BAG 10)
9	963600002BG	WASHER-X 1/4 9000-16 (BAG 10)
10	000029603	SHAFT

* New style first used on Serial No. 151326

ITEM	PART NUMBER	DESCRIPTION
11	919005800BG	RING-RET. 5100-75 (BAG 10)
12	070011524	BELT TIGHTENER ASSY LH X WIDE
13	070011523	BELT TIGHTENER ASSY RH X WIDE
14	070011525	IDLER SHEAVE ASSEMBLY
15	070011526	IDLER SHEAVE BELT TI OBSOLETE
16	701316041BG	BEARING TH .5100 X 1 X 1/16 (BAG 10)
17	070011810	BELT TIGHTNER PBL
18	070007124	BELT TIGHTENER ASSY (OLD)

URETHANE DOOR RING LH & RH



- Features:
- Eliminates ball scars and damages resulting from ball on metal contact
 - Made of urethane polymer, smooth and strong material
 - Designed with thicker cross sections and flanges for extra strength and stiffness
 - Flange protects ball from kickback edges
 - Inserts cast into part to make installation easier
 - Re-enforced ribbing support guard
 - Clearance for lift arm

URETHANE DOOR RING LH (ODD)
Product Code 070011641

URETHANE DOOR RING RH (EVEN)
Product Code 070011642

GRIPPER KIT & GRIPPER REPLACEMENT PARTS

Gripper PBL kit
Product Code 610049510

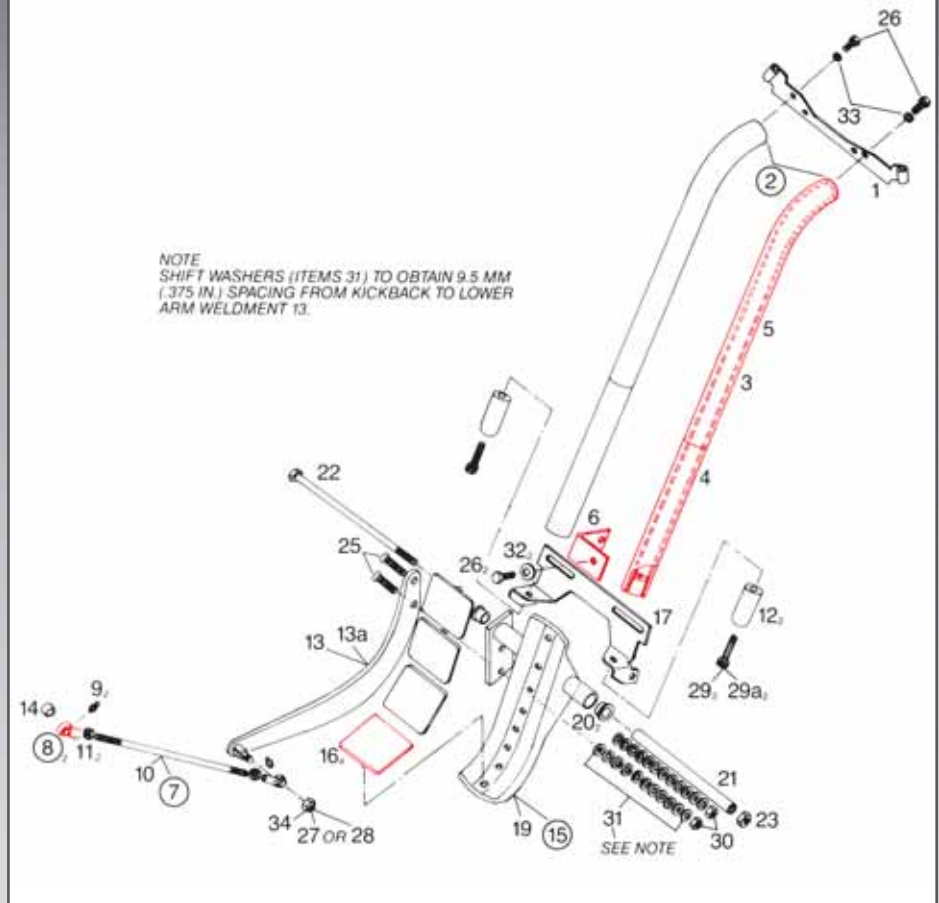
Thimble
Product Code 088001230

Clear Rail Cover (Lower)**
Product Code 088001231

Black Rail Cover (Upper)
Product Code 088001232

Ball Lift Belt
Product Code 088001233

Adjustable Lift Support
Product Code 000024606



TRACK RAIL ASSEMBLY

ITEM	PART NUMBER	DESCRIPTION
1	000021813	WIPER SUPPORT
2	000024663	COVER-TRACK-UPPER
	070011440	TRACK COVER LOWER
	000024666	TRACK RAIL WELD
3	000024663	COVER-TRACK-UPPER
3a	088001232	BLACK RAIL COVER
4	070011440	TRACK COVER LOWER
4a**	088001231	CLEAR RAIL COVER
5	000024666	TRACK RAIL WELDMENT
6	000024668	TRACK SUPT BRKT
7	090005259	ROD ASSY
8	000026446	ROD END
8a	090005250	ROD END
9	710502010	FITTING-HEIM LU640
11	835566002	3/8-24 HEX STL THIN NUT
12	070011018	BALL GUIDE
12a	088001230	THIMBLE
13*	070011375	LEVER ARM ASSEMBLY-STD (See below for Parts and quantities)
15	070011413	LIFT ASSEMBLY-TRK ASSEMBLY PBL

ITEM	PART NUMBER	DESCRIPTION
16	090002024	LINER
16a	070002784	LINER-GRAY
17	070008191	BRKT-BALL LIFT
19	070011411	WELD-LFT ARM-TRK ASSEMBLY
20	900210161BG	BEARING FL BZ .628 X 1 (BAG 5)
21	070011063	SHAFT
22	809865992BG	SCREW HEXHDCP 3/8-16 X 9 (BAG 10)
23	844065002BG	NUT-STVR 3/8-16 (BAG 10)
25	808857280BG	SCREW FSH5/16-18 X 1 3/4 (BAG 10)
26	809865165BG	SCREW-HEX 3/8-16 X 1 (BAG 10)
27	809865205BG	SCREW-HEX 3/8-16 X 1 1/4 (BAG 10)
28	809865325BG	SCREW-HEX 3/8-16 X 2 (BAG 10)
29	810265400BG	SCREW-SCHD3/8-16 X 2 1/2 (BAG 10)
29a	810365401BG	SCREW-SHC LK 3/8-16 X 2 1/2 (BAG 10)
30	844057002BG	5/16-18 STOVER LOCKNUT (BAG 10)
31	948767132BG	WASHER 13/32 X 13/16 X 1/16 (BAG 10)
32	958584002	WASHER-SHKPRF
33	951164002BG	WASHER-LK-SPLIT 3/8 (BAG 10)
34	838866002BG	NUT-HEX-ESN-TN 3/8-24 (BAG 10)

* Order 070 011 218 - Lever Arm and 838 866 002 - Hex Nut x 2.

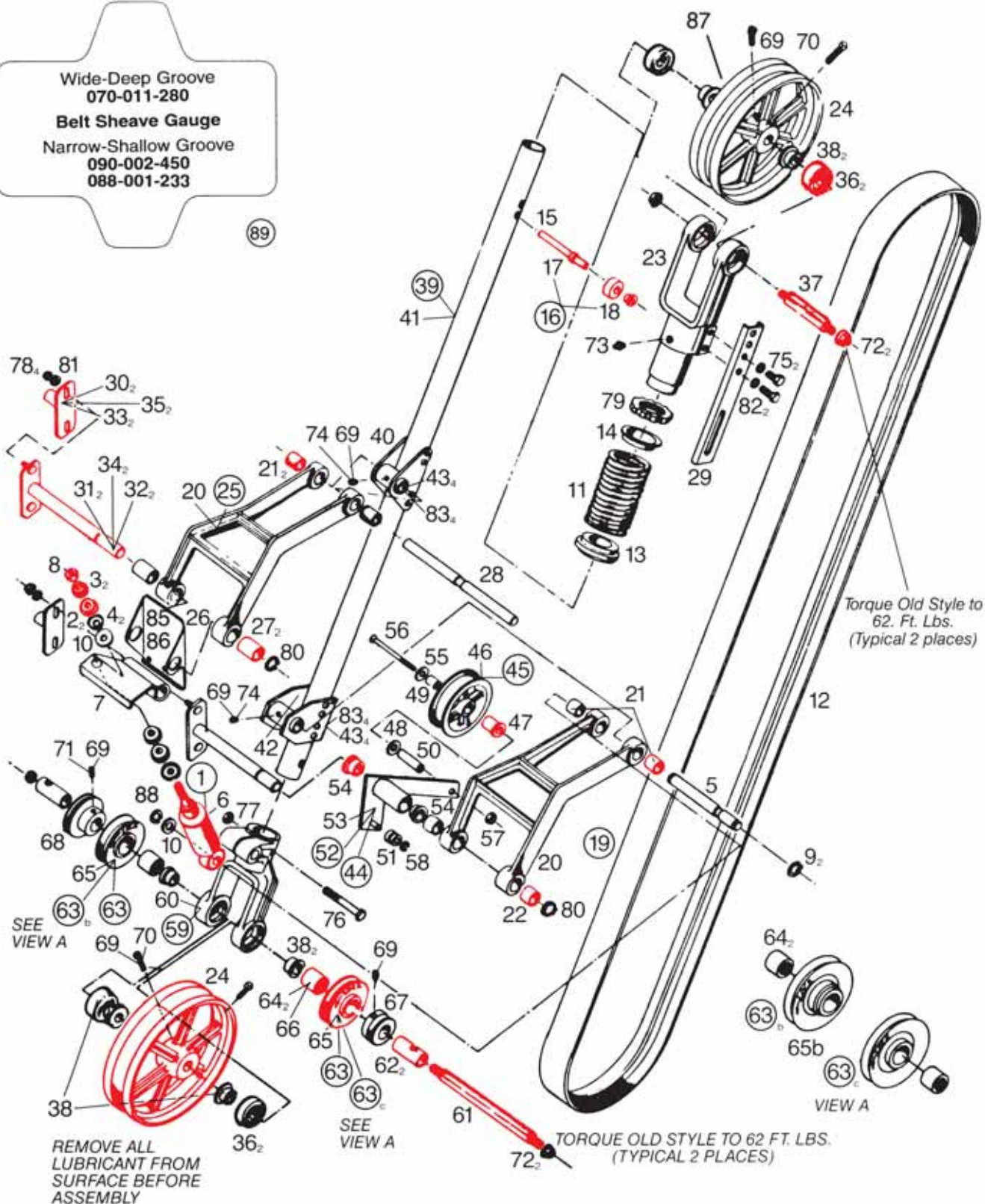
Note: In some older installations the Track Tube Assemblies may require fine thread bolts listed below as substitutes: Substitute 26-809866165 Screw, hex head 3/8-24-1; substitute 29A-810-366-401 Soc. Head Cap Long Loc 3/8-24 x 2 1/2; Items 27 or 28 are replaced by an ESNA Nut after 1-78; Part #838-866-002-Nut, ESNA Hex Thin 3/8-24 Item 34

** 088001230 Thimble must be used when installing 088001231, Clear Rail Cover.

BALL LIFT ASSEMBLY

Wide-Deep Groove
070-011-280
Belt Sheave Gauge
Narrow-Shallow Groove
090-002-450
088-001-233

(89)



BALL LIFT ASSEMBLY

ITEM	PART NUMBER	DESCRIPTION	ITEM	PART NUMBER	DESCRIPTION
1	070011323	SHOCK ABSORBER ASSEMBLY	47	900208161	BEARING FL .503 X .875 X 1
3	000027998	RETAINER	48	070007192	WASHER-RESPOT CELL ASSEMBLY
4	000028057	RETAINER CUSH GUIDE	49	070008217	SPACER
5	000029660	SHAFT	50	070008218	SPACER
6	000029661	SHOCK ABSORBER	51	070011040	ROLLER-RATCHET ARM
7	070011289	BRKT-SHOCK ABSORBER	52	070011041	BELT TIGHT
8	831566002	NUT-HEX 3/8-24	53	070008215	WELD
9	919005600	RING-RET. 5100-62	54	900212161	BEARING FL .753 X 1.003 X 1
10	948983212	5/8 WROUGHT WASHER	55	146005277	WASHER
11	000024603	SPRING-COMP. BALL LIFT	56	808849565	SCREW-SOFL 1/4-20 X 3 1/2
12	090002450	BALL LIFT BELT-FOR NARROW SHALLOW GROOVE	57	839549002	NUT-FLX-TK 1/4-20 HT
12a	088001233	GRIPPER BALL LIFT BELT	58	919005200	RING-RET. 5100-31
12b	070011280	LIFTBELT- FOR WIDE DEEP GROOVE	59	000024659	YOKE LOWER
13	000024605	RETAINER LOWER	60	000024659	YOKE LOWER
14	000024608	RETAINER UPPER	61a	070011796	SHAFT-LOWER D
15	000024648	PIN PIVOT	61b	610900709	STRAIGHT SHFT&SPCR KIT LOWR
16	000024650	ROLLER ASSEMBLY	62	090003401	CLUTCH RACE-WITH SLOT
17	000024647	ROLLER	63a**	070008205	SHEAVE ASSEMBLY BALL LIFT
18	900206081	BEARING FL .378 X .688 X 1/2	63b**	000024811	PULLEY ASSEMBLY RH 5" (ODD)
19	000024651	LINK ASSEMBLY	63c**	000024812	PULLEY ASSEMBLY LH 5" (EVEN)
20	000024651	LINK ASSEMBLY	64**	070007291	BEARING CL.9995X1.312X1
21	900110121	BEARING SL .628 X 3/4 LG	65a**	070008204	SHEAVE 3 1/2"
22	900112161	BEARING SL .753 X 1	65b**	000028771	SHEAVE 4 1/4"
23	070001995	YOKE ASSEMBLY-W/ BEARING NUT	66	700107170	ADHSVE-LKTE 609
24	000024661	PULLEY	67	070008210	SHEAVE
25	000024720	LINK ASSEMBLY UPPER	68	070008211	SHEAVE
26	000024716	SPRING HOLDER	70	806265160	SCREW-STSQ 3/8-16 X 1 CP
27	900112203	BEARING SL .753 X 1 X 1 1/4	71	807265080	SCREW-STS03/8-16 X 1/2 CP
28	000028737	SHAFT	72	856070002	NUT-FLANGED 7/16-20
29	000029613	RAIL	73	710501007	FITTING-ALMTE 1792B
30*	070006320	SHAFT assy ADJ 9 1/2" to 11" spacing	74	807265060	3/8-3/16 X 3/8 SOCKET SET, CUP PT
31*	070006325	SHAFT assy fixed 9 1/2" to 11" spacing	75	809865165	SCREW-HEX 3/8-16 X 1
32*	070006328	SHAFT assy fixed 11" to 12 5/8" spacing	76	809865445	3/8-16 X 2-3/4 HEX BOLT
33*	070006329	SHAFT assy adj 11" to 12 5/8" spacing	77	839665002	NUT-FLX 3/8-16
36a	070011797	BEARING BALL-D BORE	78	840057002	NUT-FLEX THIN5/16-18
36b	610905704	STRT BOR BRNG & SPCR KIT	79	845100000	NUT-LK-BEARING N-10
37a	070011795	SHAFT-UPPER D	80	919005800	RING-RET. 5100-75
37b	610900711	STRAIGHT SHFT&SPACER KIT UPPER	81	948761112	5/16 WROUGHT WASHER
37c	000024645	UPPER SHAFT	82	951164002	WASHER-LK-SPLIT 3/8
38	070006748	SPACER	83	839549002	NUT-FLX-TK 1/4-20 HT
39	070011004	TUBE&SUPPT ASSEMBLY	84	070008212	SPACER
40	000024606	SUPPORT	85	612070013	BALL LIFT PRESSURE KIT
41	000024607	TUBE	86	070011832	PRESSURE PLT FOR BALL LIFT
42	070011002	SUPPORT	88	070008212	SPACER (NOT SHOWN)
43	809849365	SCREW-HEX 1/4-20 X 2 1/4	87	000027642	WASHER
44	070011042	BELT TIGHTNER	89	070011052	BALL LIFT ASSEMBLY
45	000021408	IDLER PULLEY ASM	NOT SHOWN	950001008	SPACER
46	000021408	IDLER PULLEY ASM		000024645	UPPER SHAFT

* 9-1/2"=241.30 MM, 11"=279.40 MM, 12-5/8=320.68 MM, 14"=355.6 MM, 3-1/2=88.9 MM, 4-1/4"=107.95 MM.

** Refer to view that matches your Ball Lift Assembly for item numbers.

Adjustable Ball Lift Support Shafts (Items 30 thru 35) are provided to allow alignment of the Ball Lift to the track rails.

Adjustment is required when the Shaft Supports on the metal Kickback Assemblies are not aligned.

Alignment is achieved by turning plates on the Support Shaft Assemblies until the plates are parallel to the direction of offset. (See view A).

Note:Optional Replacement Kit for 070 011 796 is 610 900 708 - D Bore Shaft & Bearing Kit Lower (2 Bearings / 1 Shaft / 1 Spacer).


Optional Replacement Kit for 070 011 795 is 610 900 714 - D Bore Shaft & Bearing Kit Upper (2 Bearings / 1 Shaft / 1 Spacer).

Optional Replacement Kit for 070 011 797 is 610 905 703 - D Bore Bearing & Spacer Kit (1 Bearing / 1 Spacer).

Direct Replacement for 070 006 746 is 610 900 709 - Straight Bore Shaft & Spacer Kit Lower (1 Shaft / 1 Spacer).

Direct Replacement for 070 006 747 is 610 900 711 - Straight Bore Shaft & Spacer Kit Upper (1 Shaft / 1 Spacer).

Direct Replacement for 070 006 699 is 610 905 704 - Straight Bore Bearing & Spacer Kit (1 Bearing / 1 Spacer).




SPRING LOADED DRIVE LINK ASSEMBLY & PBL PLUS CONVERSION KIT

SPRING LOADED DRIVE LINK ASSEMBLY

Features:

- No more leaky hydraulic shocks
- Adjustable spring pressure
- 3 inch springs for low stress and wide range
- Piston is supported at each end
- Fully encased unit for protection
- Fully serviceable

Product Code **000028540**



PBL PLUS CONVERSION KIT



Product Code **610704097**

What is it?

An economical way to convert an 82-70 kicker ball lift system to a positive ball lift system using existing components. The addition of a specially engineered adjustable pulley and shock system to the paddle simplifies the operation of the rudder drive system and increases its reliability. Once initial adjustments are completed, they do not change.

Why do you need it?

To eliminate "Ball Calls" that cause your customers to wait. The PBL Plus kit eliminates all of the problems listed below with kicker systems.

Included in the kit is:

- New Urethane Ball Doors
 - New Urethane Paddle
 - New Rudder Arm
 - New Ratchet Wheel Assembly, Rod and Lift Arm
 - New Rudder Drive Link
 - New Tensioner
 - New Rudder Drive Pulley
 - New Lower Ball Lift Mounting Bracket
 - Best used with Adjustable Speed Rudder Drive Sheave.
- #000024599 (see page 65 for more details)

Key Features:

- Converts a kicker style exit system to a Positive Ball Lift system
- Eliminates much of the conditioner problem in the exit system
- The ball is lifted to the ball lift belt
- Installation requires just a few hours
- No more kickers rollers and belts
- Makes the exit area more accessible
- Reduces ball return calls

KICKER ROLLERS FOR EVERY CONDITION

All of AMF's Kicker Rollers, except the Grey Roller, are made of soft, abrasion-resistant urethane, which is the perfect balance of strength and resilience. All rollers include a larger hexagonal hub, which may be held with a wrench for easy installation and is less likely to strip the set-screw hole. Each kicker roller has been tested by AMF mechanics and in hi-lineage centers to ensure dependable performance.

GRAY KICKER ROLLER (NOT SHOWN)

With it's round design, this rubber roller is best suited for less oily conditions.

Product Code 000022080

RED KICKER ROLLER



Features a double concave cam surface that allows the ball to fall lower and get booted into the return slot.

Product Code 070011429

GREEN KICKER ROLLER



Offers a greater contact area that will pull the ball into the ball door.

Product Code 070011636

YELLOW KICKER ROLLER



Features a single concave cam surface, giving you the advantages of the red roller but with more material for better durability.


Product Code 070011635

ORANGE KICKER ROLLER



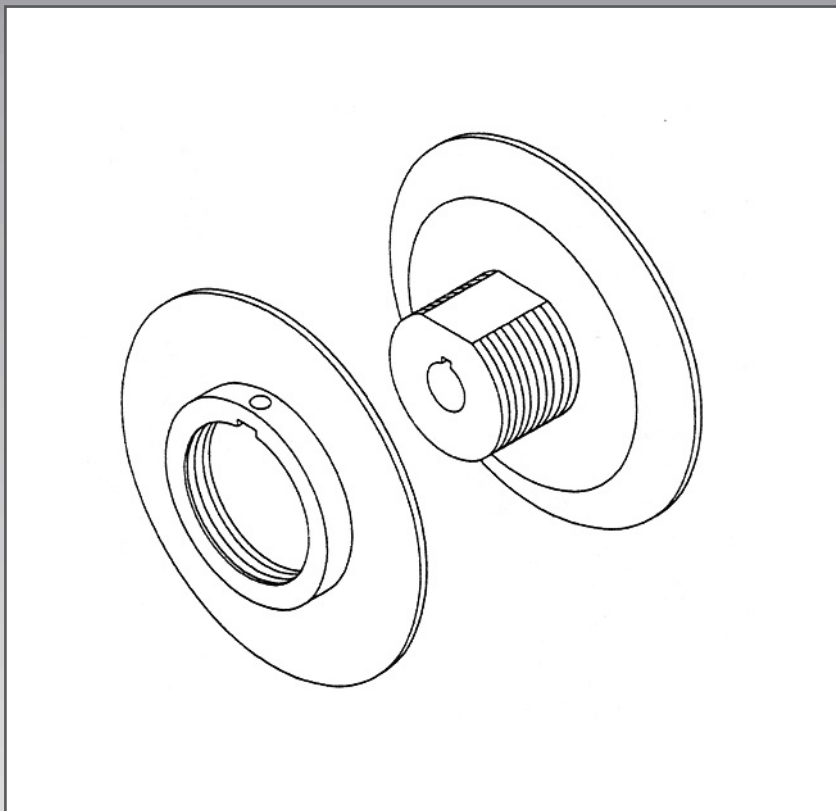
Features a round and soft design that offers good grip.

Product Code 070011435



ADJUSTABLE SPEED SHEAVE

Product Code 000024598



Problems with Pin Feed on Pinspotters:

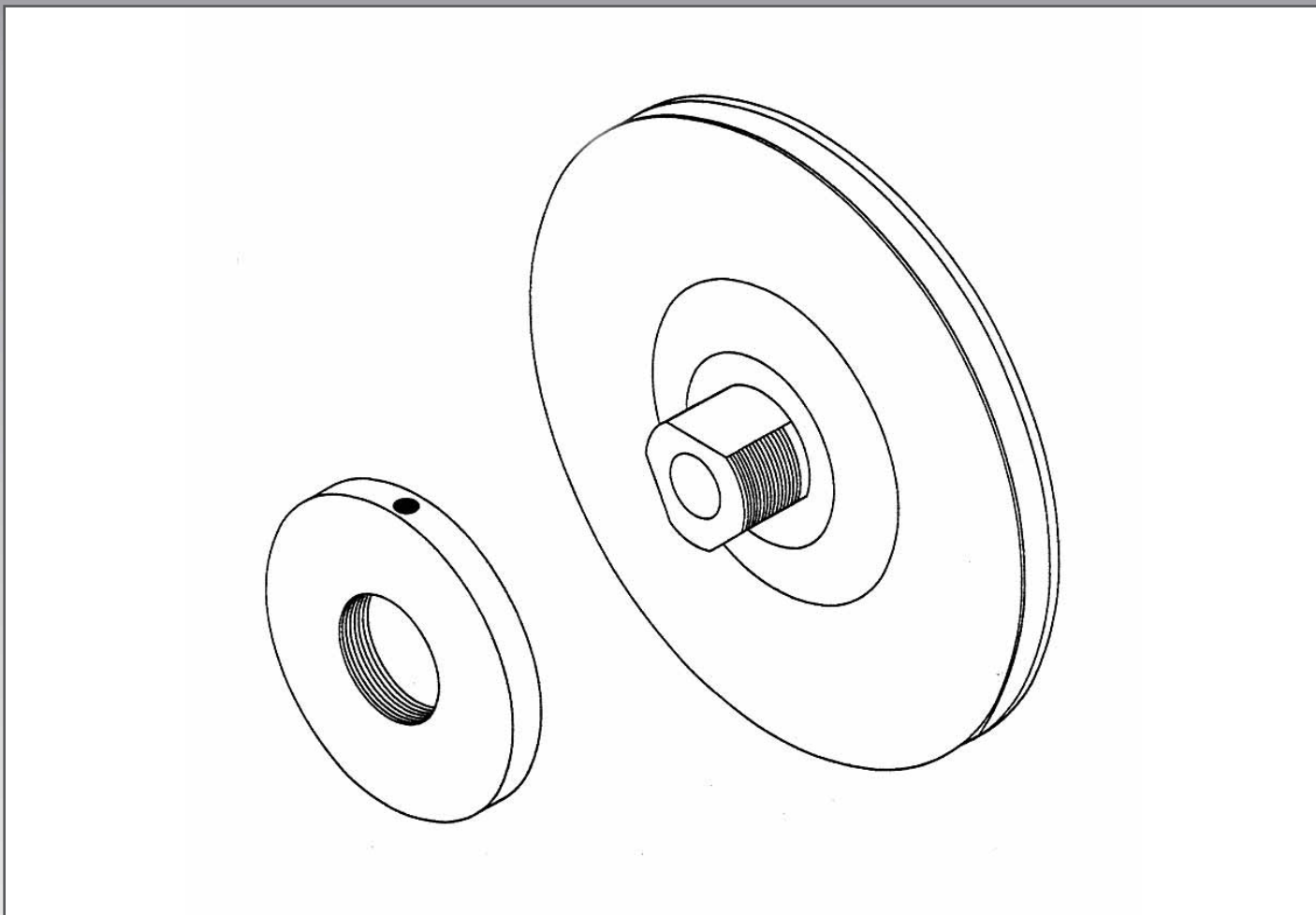
- Pins do not always slide perfectly on the orientor pan for many reasons including pin damage, grease, poor adjustment, etc.
- Older pins with scars and knicks do not slide well at all causing pin spacing to become close. This results in higher costs associated with replacing old pins with new ones to reduce machine calls and pin pile-ups.
- 82-70 distributor arm gets shorter feeding the 2, 4, & 7 pins while the distributor belt speed remains constant. This effect actually accelerates the pin to these locations making perfect spacing between the pins crucial to avoid pin jam.
- Tight or loose clutch adjustment, bent tubes, poor lubrication, and a wide variety of other adjustments inhibit the distributor's normal free range of motion and slow its movements from location to location.
- Even though the distributor may slip or wave, the belt speed remains constant and the pin is not going to wait.

Solution:


- Slow the speed of the pin wheel down to create more spacing between the pins on the distributor belt. This gives the distributor more room for error.
- The bigger the spacing the better chance of avoiding a pin jam.
- The adjustable sheave provides a potential reduction in speed of up to 17%.
- The adjustable speed sheave allows you to optimize the pin feed of the backend to the ability of the distributor.

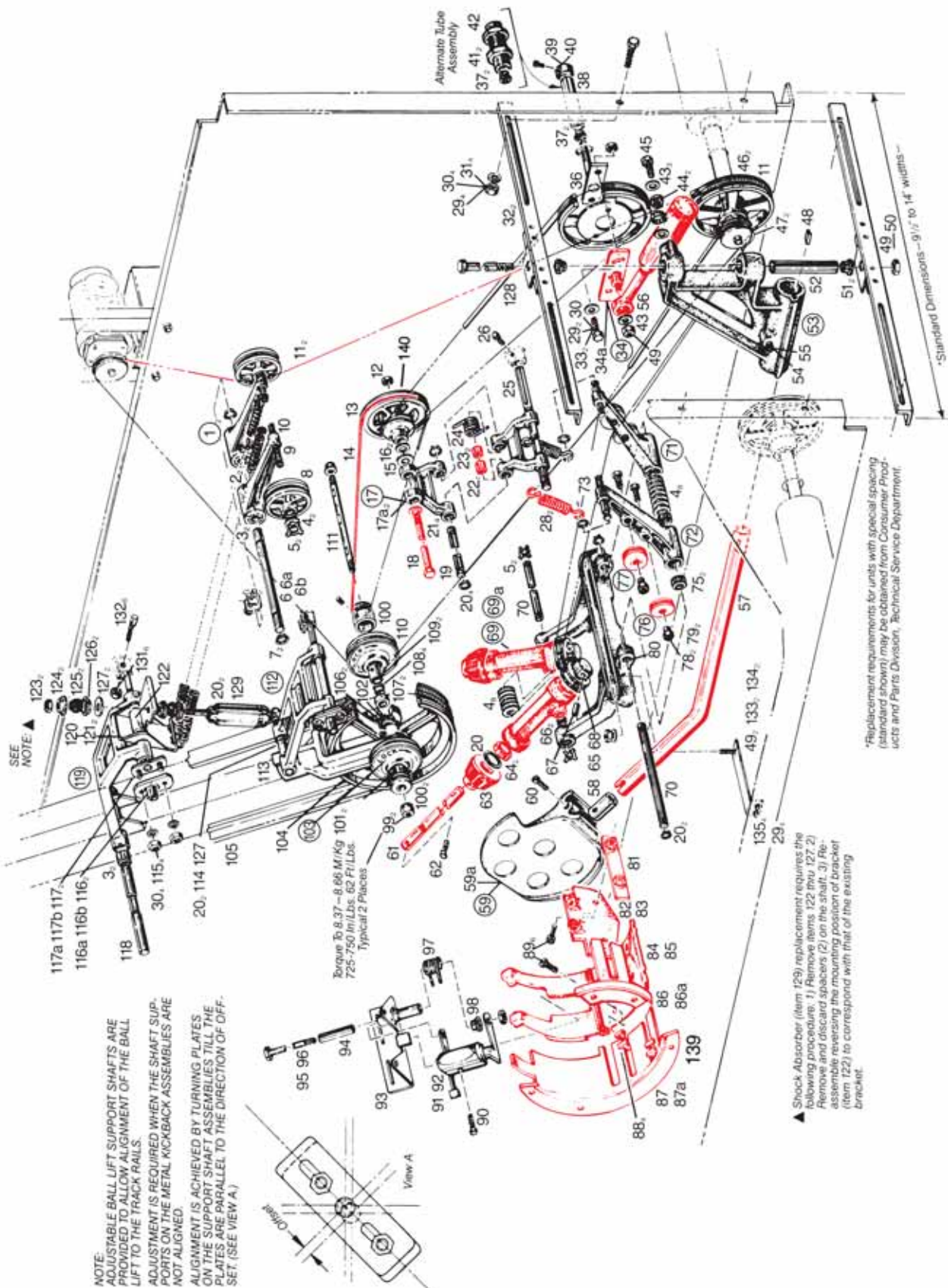
ADJUSTABLE SPEED RUDDER DRIVE SHEAVE

Product Code 000024599



- Slows paddle to optimum speed allowing light balls access to the lift.
- Adjustable sheave allows you to accommodate rudder drive speed to the ability of the pair of machines.
- Best when used with spring loaded drive link, AMF #000028540. This combination will give the best results in terms of adjustable strength and speed.
- Adjustable speed ratio range is from as fast as 2:1 and as slow as 4:1.
- For kicker style ball lifts and converted PBLs used with 82-70 machines only.



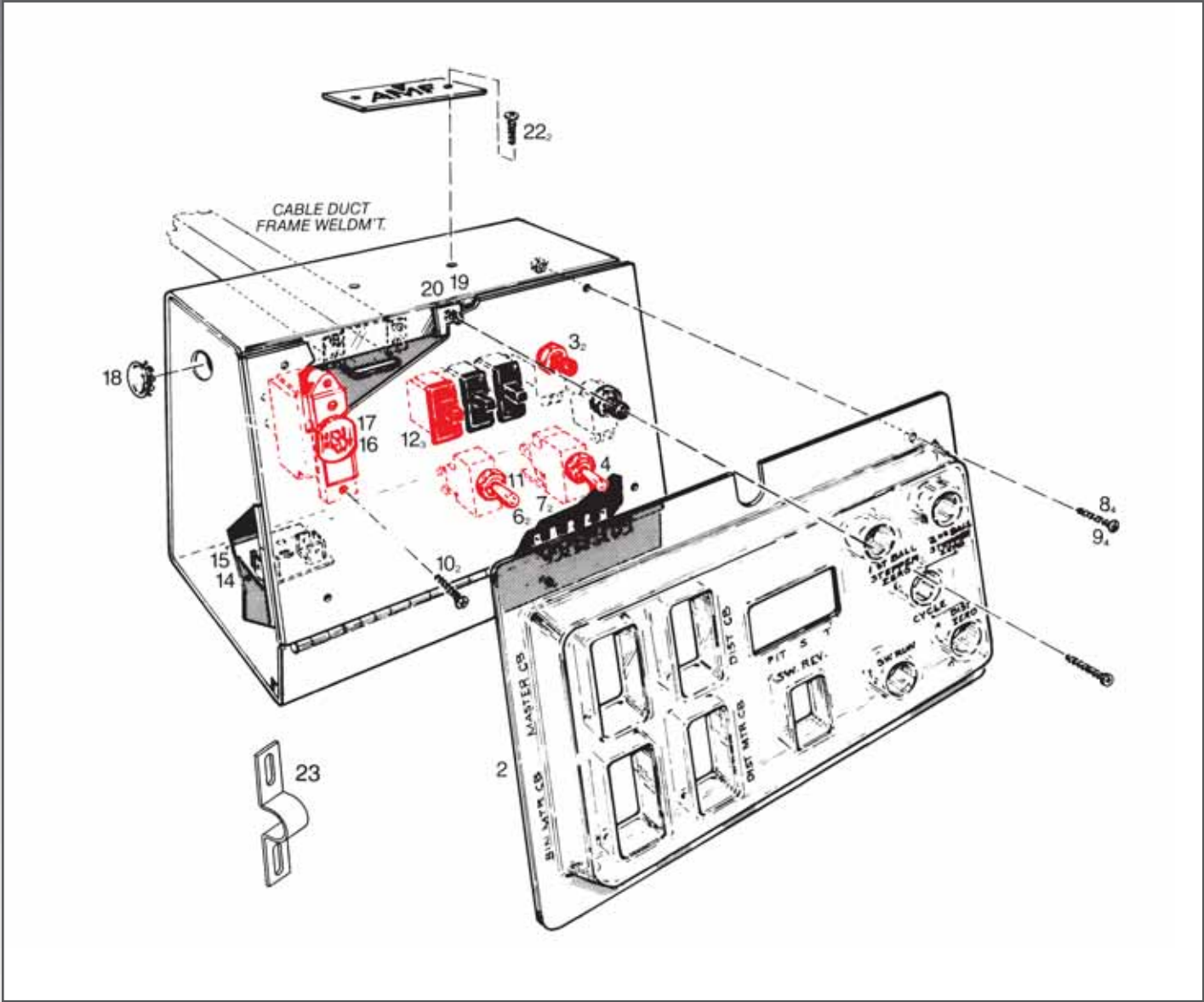


KICKER BALL LIFT

ITEM	PART NUMBER	DESCRIPTION	ITEM	PART NUMBER	DESCRIPTION
1	000021409	BELT TIGHTNER ASSEMBLY	76	000021417	IDLER ROLLER ASSEMBLY
2	000024673	SPRING-DIST	77	000022096	IDLER ASM ELEV
3	900112121	BEARING SL .753 X 3/4 LG	78	809849145	SCREW-HEX 1/4-20 X 7/8
4	948975172	1/2 USS WROUGHT WASHER TYPE A	79	000022173	NUT-SPECIAL
5	963600002	WASHER-X 1/4 9000-16	80	000029638	BASE-ROLLER
6	000029603	SHAFT	81	000024745	NUT PLATE ASM
6a	000021435	SHAFT SPECIAL	82	000029959	PAD-FILLER ASSEMBLY
7	919005800	RING-RET. 5100-75	83	000025638	BUMPER RUBBER-3/16
8	000021408	IDLER PULLEY ASM	84	000024678	FILLER ASSEMBLY-FRONT
9	070002072	SHAFT-IDLER	85	000024628	PAD-RUBBER
10	000029628	ARM-IDLER	86	000024624	SEGMENT-REAR RH (ODD)
11	000022099	BELT-V PITCH LT 1133	86a	000024623	SEGMENT-REAR LH (EVEN)
12	844073002	1/2-13 STOVER LOCKNUT	87	000024625	SEGMENT-FRONT RH (ODD)
13	000024599	ADJ.SPEED SHEAVE-RUDDER ARM	87a	000024626	SEGMENT FRONT LH (EVEN)
14	000027710	BELT-V-36 OUTSIDE	88	000024618	NUT-CARRIAGE ASSEMBLY
15	000027264	SPACER	89	808957160	SCREW-SOFL 5/16-18 X 1 NY
16	701320045	BEARING TH .628 X 1 X 1/8	90	821438082	SCREW, HEX HEAD SLOTTED (TYPE AB) #10 X 1/2
17	070011132	BELT TENSIONER ASY	92	000024612	PAD-STARTER
17a	000029659	HANGER ARM ASM	93	000024676	BRKT-LOWER TRACK
18	000029608	SHAFT-SHEAVE	94	000024634	SHAFT
19	000029606	SHAFT-PIVOT-SHORT	95	000024681	SCREW-HEX HD CAP
20	919005600	RING-RET. 5100-62	96	839549002	NUT-FLX-TK 1/4-20 HT
21	900110081	BEARING SL .628 X.878 X 1/2	97	000029612	SPRING TORSION
22	900110141	BEARING SL .628 X.878 X 7/8	98	000024631	BEARING FL .752 X .877 X .151
23	900110161	BEARING SL .628 X1	99	856070002	NUT-FLANGED 7/16-20
24	000029609	SPRING TORSION	100	000024806	SHEAVE
25	000029605	SHAFT-PIVOT	101	807265080	SCREW-STSO 3/8-16 X 1/2 CP
26	806265160	SCREW 3/8-16 X 1	103	000024811	PULLEY ASSEMBLY RH (ODD)
28	000029601	SPRING	104	000024661	PULLEY
29	844057002	5/16-18 STOVER LOCKNUT	105	090002450	BALL LIFT BELT
30	948761112	5/16 WROUGHT WASHER	106	806265160	SCREW-STSQ 3/8-16 X 1 CP
31	809857165	SCREW-HEX 5/16-18 X 1	107	610905704	STRT BOR BRNG & SPCR KIT
32	070011319	SUPPORT RUDDER ARM	108	070006748	SPACER
33	809857205	SCREW-HEX 5/16-18 X 1 1/4	109	090003401	CLUTCH RACE-WITH SLOT
34	000022092	CRANK PLATE WELDMENT	110	000024812	PULLEY ASSEMBLY LH
36	000029695	SHAFT WELD-CRANK	111	610900709	STRT SHFT & SPCR KIT LOWR
37	000021427	BEARING FL .629 X .878 X 1/8	112	000024651	LINK ASSEMBLY
38	000029696	TUBE ADJUSTMENT ASSEMBLY	113	000024659	YOKE LOWER
39	000021423	COLLAR 5/8 X 1 1/8 X 1/2	114	000029660	SHAFT
40	807249040	1/4-20 X 1/4 SCKT SET SCREW CUP	115	840057002	5/16-18 FLEX NUT
41	530029596	NUT-LOCKING USED - OBS	116	070006320	SHAFT ASSY ADJ 9 1/2" TO 11" SPACING
42	000021428	TUBE ADJUSTING ASSY	116a	070006329	SHAFT ASSY ADJ 11" TO 12 5/8" SPACING
43	000029611	UNIBAL BEARING WASHER	117	070006325	SHAFT ASSY FIXED 9 1/2" TO 11" SPACING
44	000029614	HEIM UNIBAL	117a	070006328	SHAFT ASSY FIXED 11" TO 12 5/8" SPACING
45	809865245	SCREW-HEX 3/8-16 X 1 1/2	118	000028737	SHAFT
46	070002097	SHEAVE-CARPET DRIVE	119	000024720	LINK ASSEMBLY UPPER
47	000028865	BELT-V PITCH LT 34 5	120	000024716	SPRING HOLDER
48	907000900	KEY-HY PRO 910	121	900112203	BEARING SL .753 X 1 X 1 1/4
49	839665002	NUT-FLX 3/8-16	122	070011289	BRKT SHOCK ABSORBER
50	802865996	SCREW-HHC 3/8-16 X 9 1/2	123	831566002BG	NUT- HEX 3/8 - 24 (BAG 10)
51	900212201	BEARING FL .753 X 1 X 1.25	124	000028057	RETAINER CUSH GUIDE
52	000024615	SHAFT	125	000027996	CUSHION-RUBBER
53	070011067	RUDDER ARM SUPT	126	000027998	RETAINER
54	000024616	CLAMP STUD	127	948983212	5/8 WROUGHT WASHER
55	835573002	NUT-HEX-JAM 1/2-13 CD	128	000029600	BELT-V-33 1/2 OUT
56	000029671	LINK-DR.RUDDER ASSEMBLY	129	000029661	SHOCK ABSORBER
57	000024614	ARM-RUDDER	130	070011323	SHOCK ABSORBER ASSY
58	000024622	PLUG RUDDER ARM	131	835565002	3/8 X 16 HEX NUT - THIN
59*	070011408	PADDLE-KICKER ROLLER	132	000024610	STUD-CLAMP
60	809865405	SCREW-HEX 3/8-16 X 2 1/2	133	946400002	WASHER-25/64 X 23/32
61	000022077	ROLLER SHAFT	134	000029607	BRKT-BALL ELEV
62	807257080	SCREW-STCP 5/16-18 X 1/2 - OBS	135	809857125	5/16 18X3/4
63	000022080	RUBBER ROLLER	136	070004813	KICKER BALL LIFT ASSEMBLY
64	000024679	BEARING BL .625 X 1.375	138	000028540	SPRNGLOADED DRIVE LNK ASSEMBLY
65	700107370	ADHSVE-LKTE #290 - OBS	139	000028362	BUMPER-URETHANE
66	000025621	BEARING SL .502 X .689 X 2.495	140	000024599	ADJUSTABLE SHEAVE
67	913437200	PIN-SPRNG .187 X 1 1/4			
68	000022082	PULLEY-ROLLER DRIVE			
70	000029610	SHAFT-ROLLER BASE			
71	000021407	IDLER ARM ASSEMBLY RH (ODD)			
72	000022218	IDLER ARM ASSEMBLY LH (ODD)			
75	900108081	BEARING SL BZ .503 X 1/2LG			

* Order 000 024 622 - Plug Rudder Arm and 070 011 408 - Paddle-Kicker Roller.

BACK END CONTROL BOX

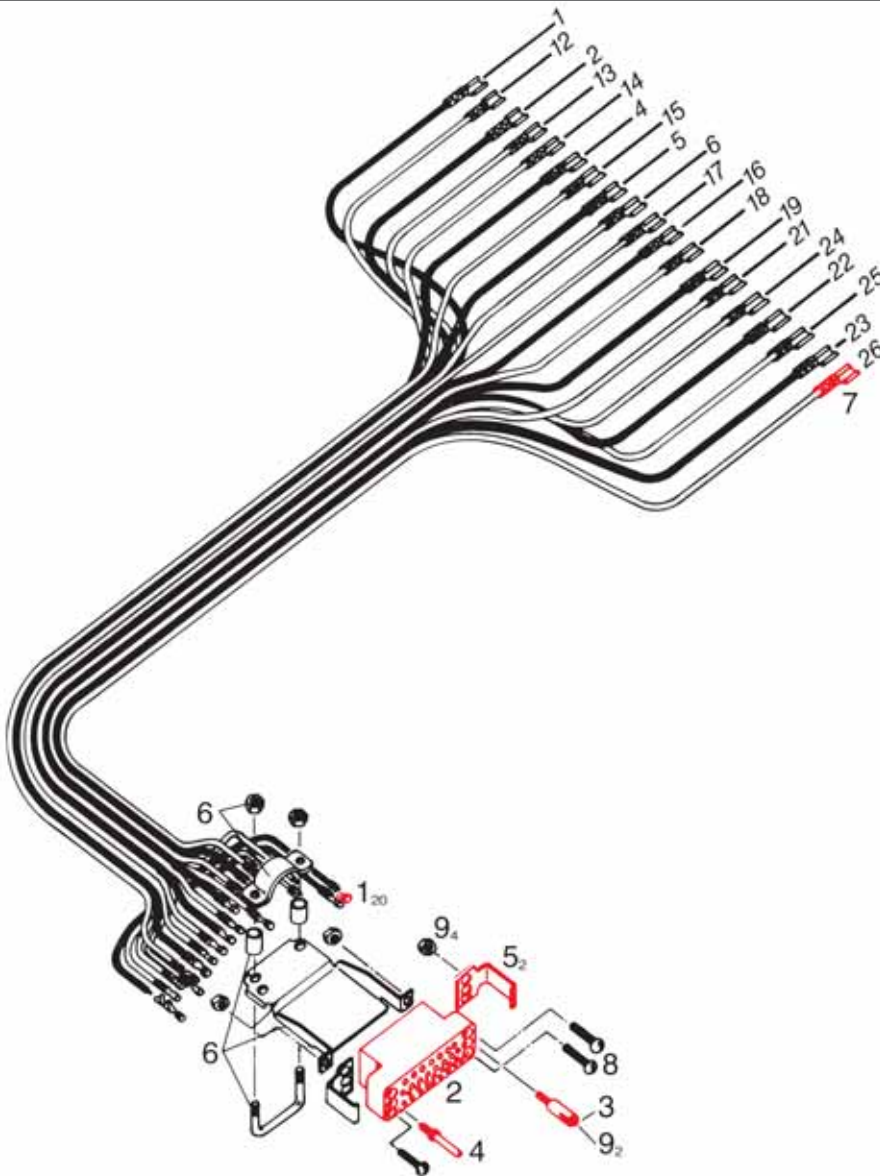


BACK END CONTROL BOX

ITEM	PART NUMBER	DESCRIPTION
2	070005361	COVER-CONTROL BOX
3	000025865	PLUNGER SWITCH
4	070005529	SWITCH-SWEEP RUN
6	817921080	SCREW PNHD4-40 X 1/2 SEMS
7	843121002	NUT-KEP 4-40 WASH
8	818227082	SCREW-SMRD 6-32 X 1/2
9	843127002	NUT-KEP 6-32 WASH
10	818627042	SCREW-SMRD 6-32 X 1/4
11	070005530	SWITCH-SWEEP REVERSE
12	000026037	SWITCH TOGGLE

ITEM	PART NUMBER	DESCRIPTION
14	818233122	SCREW-SMRD 8-32 X 3/4
15	843133002	NUT-KEP 8-32 WASH
16	070009821	CIRC BRKR-SPEC (6 terminals)
16a	000025292	CIRC BREAK AM12 (4 terminals)
17	070009823	PLATE ADAPTR & SCREW
18	000029012	DOT PLUG BUTTON
19	724511006	TIN-NUT-SPD.C814-832
20	818233082	SCREW-SMRD 8-32 X 1/2
22	829905042	SCREW-DRPK 0 X 1/4 TY U
23	070007591	STRAP

WIRE NO.	COLOR	DESTINATION	
		PIN NO.	T.S. NO.
1	BLACK	42 H	18
2	BLACK	41 C	18
4	BLACK	46 AA	19
5	BLACK	45 W	19
6	BLUE	19 NN	35
12	YLLW	33 K	12
13	PURPLE	23 N	27
14	BLUE	24 T	23
15	WHITE	13 L	1A1
16	BLACK	22 J	7
17	BLUE	21 D	1A1
18	GRAY	28 LL	TSG2
19	BLACK	47 EE	18
21	RED	44 S	8
22	BLACK	36 Y	3
23	BLACK	31 A	22
24	WHITE	16 Z	17
25	RED	32 E	20
26	WHITE	34 P	17




C-1 CABLE ASSEMBLY

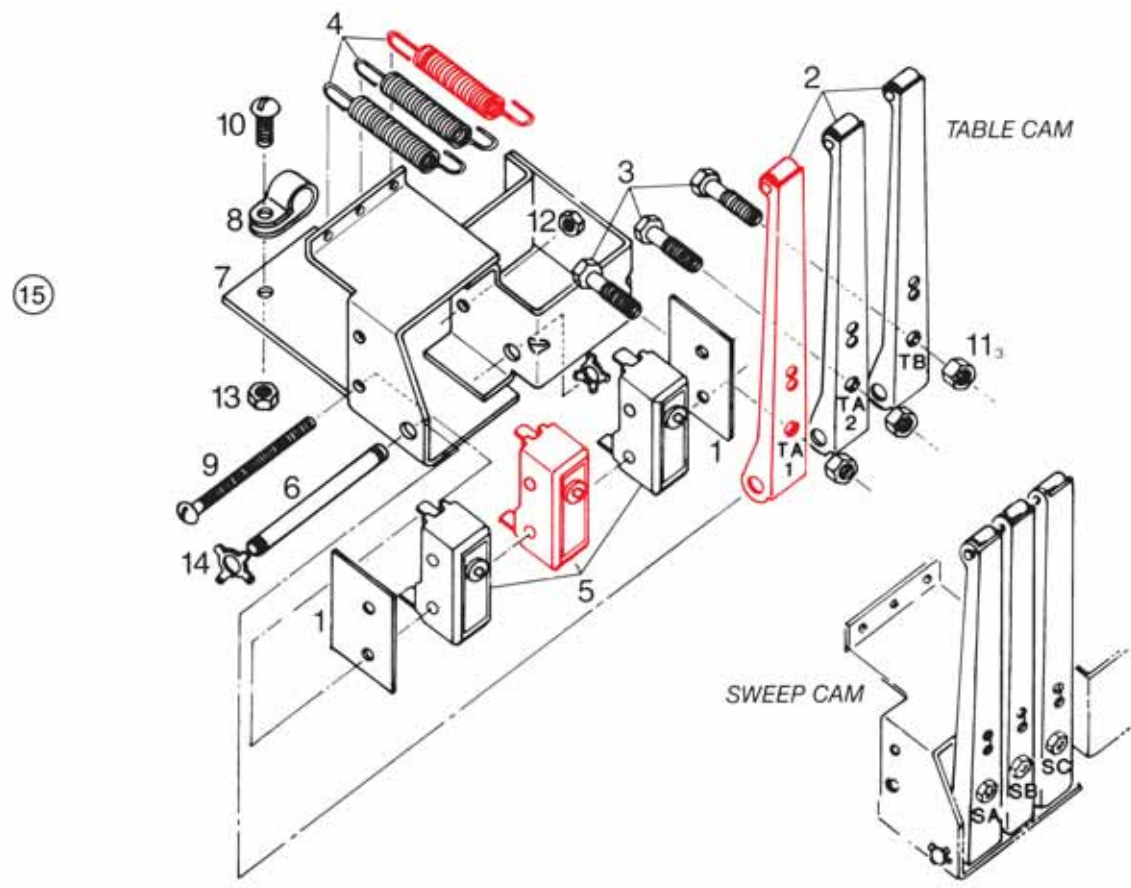
ITEM	PART NUMBER	DESCRIPTION
1	760019201BG	TERM SKT .062 DIA LP
2	000025144	PLUG MALE 1-201357-1AMP9602P
3	000028441BG	GUIDE SOCKET
4	000028442BG	GUIDE PIN
5	000029013	LOCKING SPRING CLIP

ITEM	PART NUMBER	DESCRIPTION
6	000029093	CLAMP STRAIN RELVR
7	760017036	TERM-STRAIT AMP41729
8	813321062	SCREW-PNHD 4-40 X 3/8 CD
9	834821000	NUT-HEX 4-40

Note: Use Amp Extracting Tool - 030 004 031 for terminal removal.



SWEEP & TABLE CAM SWITCH ASSEMBLY




SWEEP & TABLE CAM SWITCH ASSEMBLY

ITEM	PART NUMBER	DESCRIPTION
1	000021575	INSULATOR
2	000021645	LEVER ASSEMBLY-SWITCH
3	000021714	SCREW-ADJUSTING
4	000024657	SPRING
5	000026042	SWITCH-MICRO
6	000026401	SHAFT
7	000026419	HOUSING WELDMENT
8	744203014	CLAMP-BURNDY HP-6N

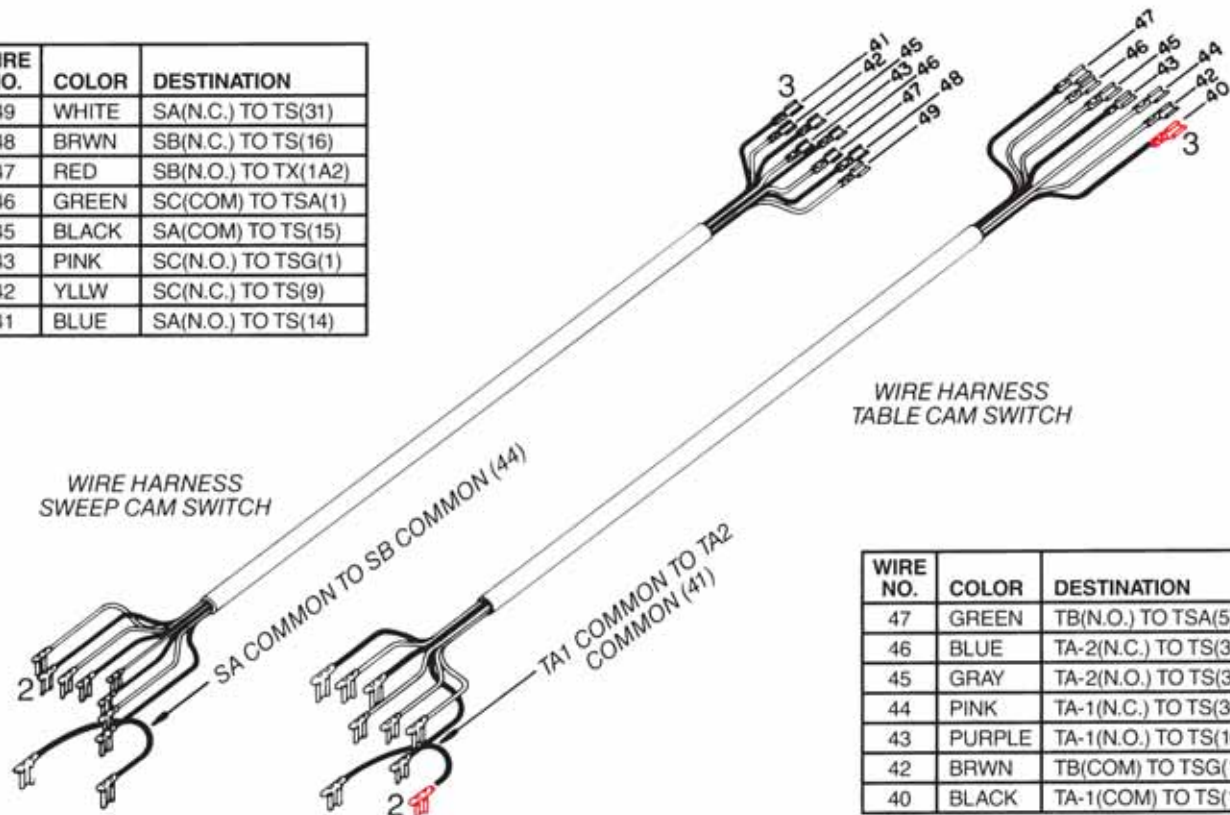
ITEM	PART NUMBER	DESCRIPTION
9	818227402	SCREW-RH 6-32 X 2 1/2
10	818233082	SCREW-SMRD 8-32 X 1/2
11	835550002	NUT-HEX-JAM 1/4-28
12	843127002	NUT-KEP 6-32 WASH
13	843133002	NUT-KEP 8-32 WASH
14	963200002	WASHER-X 1/8 9000-8
15	070006420	CAM SWITCH ASSY

Note: Use Gauge - 030 002 748 for starting adjustment of cams.



WIRE HARNESS SWEEP CAM SWITCH & TABLE CAM SWITCH

WIRE NO.	COLOR	DESTINATION
49	WHITE	SA(N.C.) TO TS(31)
48	BRWN	SB(N.C.) TO TS(16)
47	RED	SB(N.O.) TO TX(1A2)
46	GREEN	SC(COM) TO TSA(1)
45	BLACK	SA(COM) TO TS(15)
43	PINK	SC(N.O.) TO TSG(1)
42	YLLW	SC(N.C.) TO TS(9)
41	BLUE	SA(N.O.) TO TS(14)



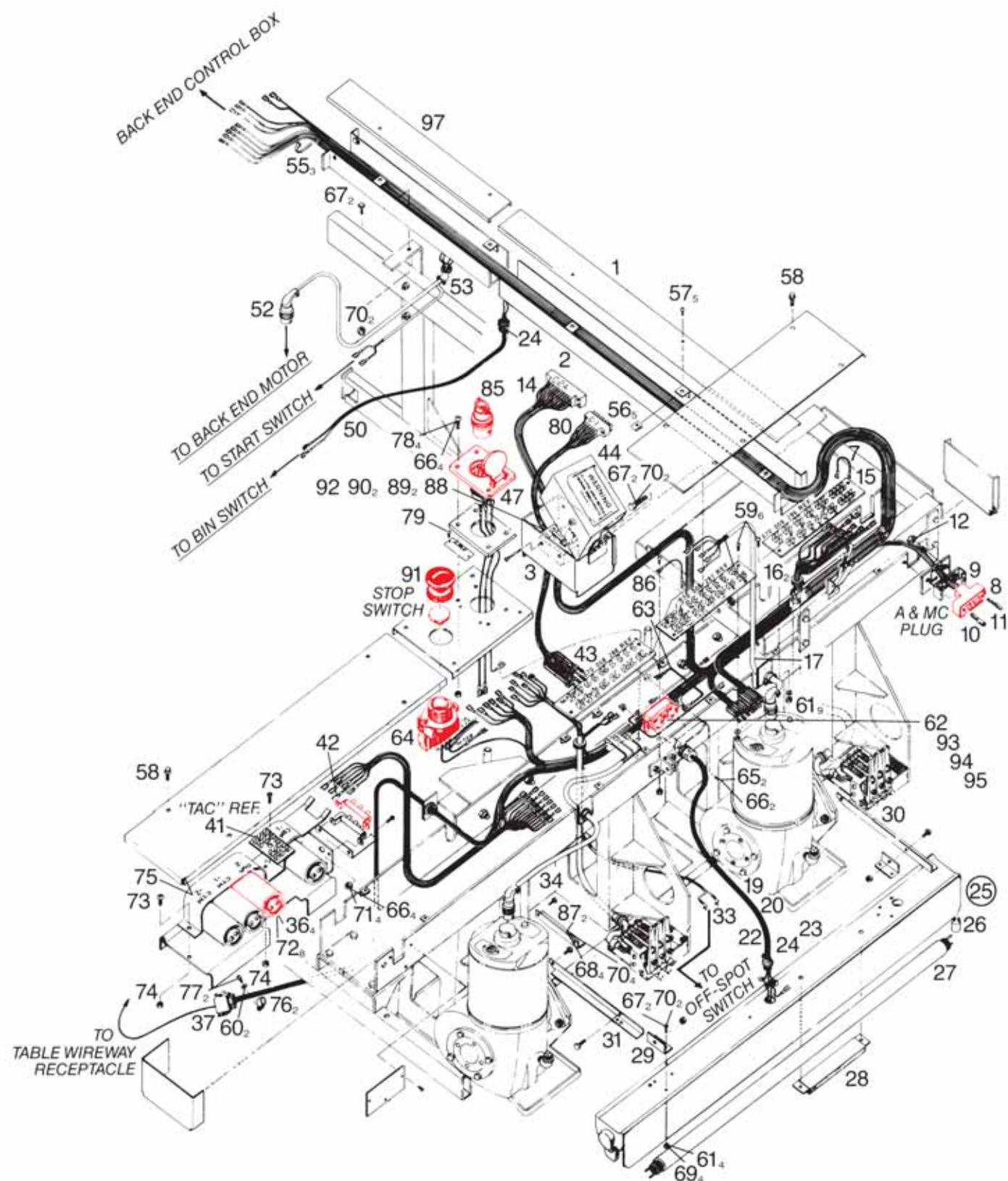
WIRE NO.	COLOR	DESTINATION
47	GREEN	TB(N.O.) TO TSA(5)
46	BLUE	TA-2(N.C.) TO TS(33)
45	GRAY	TA-2(N.O.) TO TS(32)
44	PINK	TA-1(N.C.) TO TS(30)
43	PURPLE	TA-1(N.O.) TO TS(10)
42	BRWN	TB(COM) TO TSG(1)
40	BLACK	TA-1(COM) TO TS(16)

WIRE HARNESS SWEEP CAM SWITCH & TABLE CAM SWITCH

ITEM	PART NUMBER	DESCRIPTION
2	760006195	TERM FLG .250 X .032 LP
3	760017036	TERM-STRAIT AMP41729

SPECIAL TOOLS - CHASSIS & ELECTRICAL

PART NUMBER	DESCRIPTION
792512019	AMP CRIIMPINGTOOL
030004031	AMP EXTRACTING TOOL
791003004	C-2A CIRCUIT TESTER
791004004	CONTINUITY TEST LIGHT



FRONT END ELECTRICAL INSTALLATION RH


ITEM	PART NUMBER	DESCRIPTION
1	070007747	COVER
2	070007748	FRME WLD-CBLDCT-LONG
3	070005570	PLUG DUCT WELDMT
8	000025078	BLOCK-TERMAMP2012981
9	000025556	CATCH-SPG.LOCK
10	000028442	GUIDE PIN
11	000028441	GUIDE SOCKET
12	834621000	NUT-HEX 4-40 BRASS
14	070011801	C-2A HARNESS ASSEMBLY RH
15	070007286	TERMINAL STRIP-13TRM
16	711520017	GRMT-ATL 2764
17	070005542	CABLE ASSEMBLY SWEEP MTR
19	010102210	CORD SO 18/3/600V
20	754020312	CNCTR & PRNGMALE 4720
22	742503004	SPLICE CAP BUCH2006S
23	742502002	CAP-NYLN INSL BU2007
24	746001016	CNCTR-STR #3302 1/2
25	000021652	PIT LIGHT ASSEMBLY 120/60
25a	090008017	DUAL PIT LIGHT assy 36" 120/60
26	000027444	FLRSCNT LAMP STARTER
27	751001423	LAMP FLOURESCENT 30W
27a	751001254	LAMP, DAYLIGHT F30T DIRS
27b	751001460	BLACK LIGHT 36"
28	740501001	BALLAST-120/60
29	070007370	ANGLE PIT LIGHT MNT
30	070001907	BRKT-SUP-PIT LITE RH
31	070001908	BRKT-SUP-PIT LITE LH
33	070005534	CBL ASSEMBLY-OFF SPOT
34	070007751	CABLE-TBL MTR 3 CONO
36	743000020	CPTR-460-552MFD110AC
37	070005604	CABLE-TABLE
41	000025603	TERMINAL BOARD
42	916931256	RESISTCT20W.10.1.25K
43	070007288	TERMINAL STRIP-16TRM
44	070005614	DECAL-WARNING
47a	755020359	RECPT-3WIRE 30A 125V
47b	000024719	RECEPTACLE

ITEM	PART NUMBER	DESCRIPTION
50	070006272	SWITCH CABLE ASSM
52	070005094	CABLE ASSEMBLY BE MTR
53	746003008	CNCTR 90DEG 266 3/8
55	770011010	TYRAP 14.19INCH LG
56	724511074	TIN-NUT-SPD'U'C-1505
57	812840082	SCREW-RDHD 10-32 X 1/2
58	826032060	SCREW-TAT-WA8-3/8
59	818233122	SCREW-SMRD 8-32 X 3/4
61	843133002	NUT-KEP 8-32 WASH
62	755010303	RECEPTACLE 3 WIRE TWIST LOCK
64	746605011	CONT BLOCK MALE 2PIN
65	818227082	SCREW-SMRD 6-32 X 1/2
66	843127002	NUT-KEP 6-32 WASH
67	809849085	SCREW-HEX 1/4-20 X 1/2
68	809849125	SCREW-HEX 1/4-20 X 3/4
70	844049002	1/4-20 STOVER
71	818627042	SCREW-SMRD 6-32 X 1/4
72	813340042	SCREW-PNHD 10-32 X 1/4 CD
73	818239122	SCREW-SMRD 10-24 X 3/4
74	839539002	NUT-FLX-TK 10-24 HT
75	070005639	DECAL
76	744203014	CLAMP-BURNDY HP-6N
77	828127062	SCREW TDRD 6-32 X 3/8
78	812627122	SCREW-RDHD 6-32 X 3/4
79	829905042	SCREW-DRPK 0 X1/4 TY U
80	070006473	CABLE ASSEMBLY C1
85a	754010336	PLUG-3WIRE 30A 125V
85b	754010337	PLUG-ARROWHRT 50HZ
86	818233082	SCREW-SMRD 8-32 X 1/2
87	070001698	BRKT-PITLIGHT
88	000026247	SWITCH
89	813227162	SCREW-PNHD 6-32 X 1 CD
90	839527002	6-32 FLEX NUT
91	759517051	STOP BOTTOM
92	000022296	INSULATOR-SWITCH
97	070007745	COVER-CBL DUCT EXT

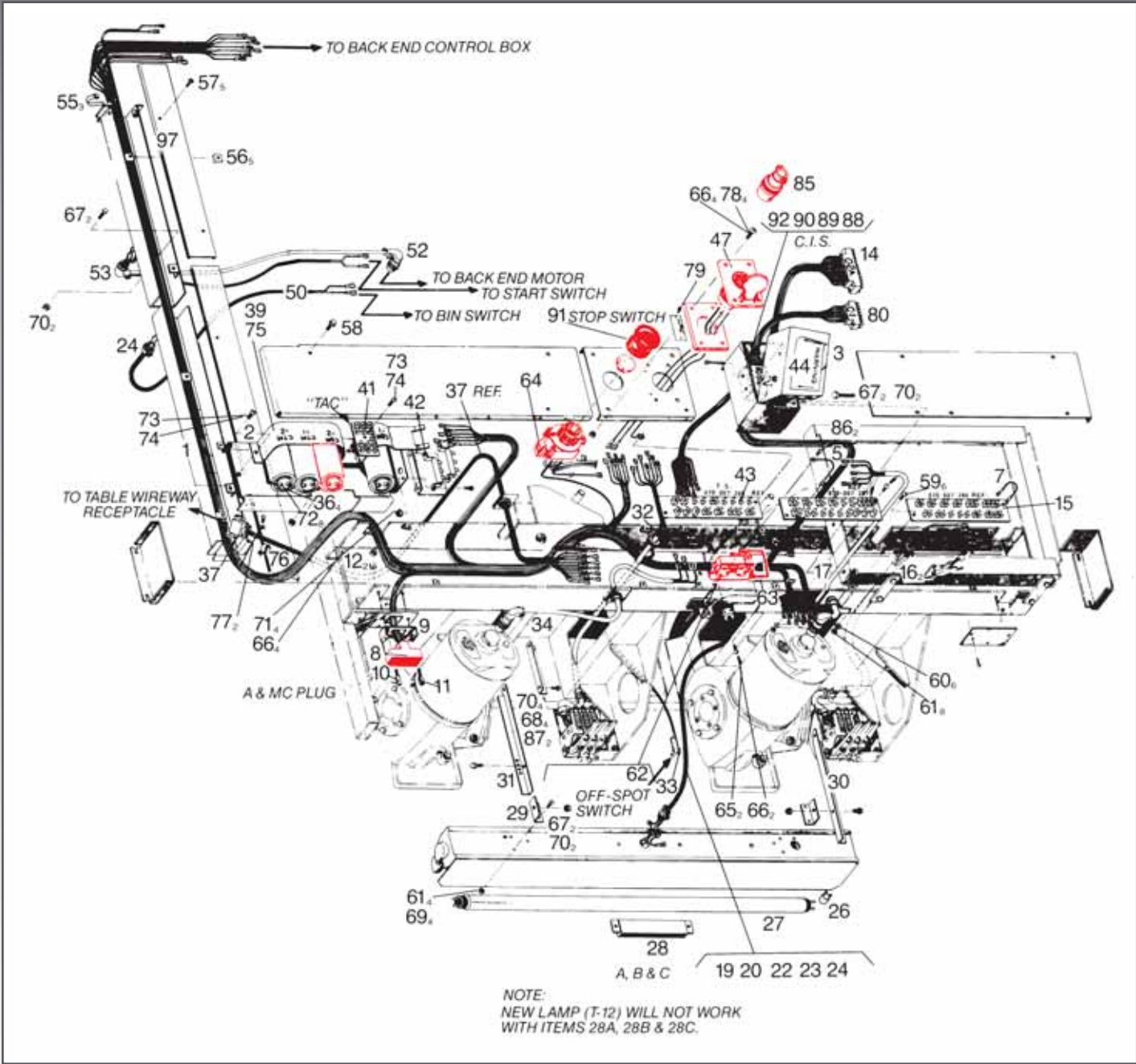
WIRING MANUAL - 82-70

Clear, in-depth directions on electrical troubleshooting & maintenance


Product Code **610000009**



FRONT END ELECTRICAL INSTALLATION LH




CRIMP TOOL



Product Code 792512019

C-2A CIRCUIT TESTER




Product Code 791003004

FRONT END ELECTRICAL INSTALLATION LH

ITEM	PART NUMBER	DESCRIPTION
1	070007747	COVER
2	070007748	FRME WLD-CBLDCT-LONG
3	070005570	PLUG DUCT WELDMT
8	000025078	BLOCK-TERMAMP2012981
9	000025556	CATCH-SPG.LOCK
10	000028442	GUIDE PIN
11	000028441	GUIDE SOCKET
12	834621000	NUT-HEX 4-40 BRASS
14	070011800	HRNESS LH-C1 & C2A
15	070007286	TERMINAL STRIP-13TRM
16	711520017	GRMT-ATL 2764
17	070005542	CABLE ASSEMBLY SWEEP MTR
19	010102210	CORD SO 18/3/600V
20	754020312	CNCTR&PRNGMALE 4720
22	742503004	SPLICE CAP BUCH2006S
23	742502002	CAP-NYLN INSL BU2007
24	746001016	CNCTR-STR #3302 1/2
25	000021652	PIT LIGHT ASSEMBLY 120/60
25a	090008017	DUAL PIT LIGHT ASSEMBLY 36" 120/60
26	000027444	FLRSCNT LAMP STARTER
27	751001423	LAMP FLOURESCENT 30W
27a	751001254	LAMP DAY LIGHT F30T 12/dirs
27b	751001460	BLACK LIGHT 36"
28	740501001	BALLAST-120/60
29	070007370	ANGLE PIT LIGHT MNT
30	070001907	BRKT-SUP-PIT LITE RH
31	070001908	BRKT-SUP-PIT LITE LH
33	070005534	CBL ASSEMBLY-OFF SPOT
34	070007751	CABLE-TBL MTR 3 CONO
36	743000020	CPTR-460-552MFD110AC
37	070005604	CABLE-TABLE
41	000025603	TERMINAL BOARD
42	916931256	RESISTCT20W.10.1.25K
43	070007288	TERMINAL STRIP-16TRM
44	070005614	DECAL-WARNING
47	754010336	PLUG ARROWHARD 60 HZ
50	070006272	SWITCH CABLE ASSM

ITEM	PART NUMBER	DESCRIPTION
52	070005094	CABLE ASSEMBLY BE MTR
53	746003008	CNCTR 90DEG 266 3/8
55	770011010	TYRAP 14.19INCH LG
56	724511074	TIN-NUT-SPD'U'C-1505
57	812840082	SCREW-RDHD 10-32 X 1/2
58	826032060	SCREW-TAT-WA8-3/8
59	818233122	SCREW-SMRD 8-32 X 3/4
61	843133002	NUT-KEP 8-32 WASH
62	755010303	RECPTCL-3WIRE TWSTLK
64	746605011	CONT BLOCK MALE 2PIN
65	818227082	SCREW-SMRD 6-32 X 1/2
66	843127002	NUT-KEP 6-32 WASH
67	809849085	SCREW-HEX 1/4-20 X 1/2
68	809849125	SCREW-HEX 1/4-20 X 3/4
70	844049002	1/4-20 LOCK NUT
71	818627042	SCREW-SMRD 6-32 X 1/4
72	813340042	SCREW-PNHD10-32 X 1/4 CD
73	818239122	SCREW-SMRD 10-24 X 3/4
74	839539002	NUT-FLX-TK 10-24 HT
75	070005639	DECAL
76	744203014	CLAMP-BURNDY HP-6N
77	828127062	SCREW-TDRD 6-32 X 3/8 TYD
78	812627122	SCREW-RDHD 6-32 X 3/4
79	829905042	SCREW-DRPK 0 X 1/4 TY U
80	070006473	CABLE ASSEMBLY C1
85a	754010336	PLUG-3WIRE 30A 125V
85b	754010337	PLUG-ARROWHRT 50HZ
86	818233082	SCREW-SMRD 8-32 X 1/2
87	070001698	BRKT-PITLIGHT
88	000026247	SWITCH
89	813227162	SCREW-PNHD 6-32 X 1 CD
90	839527002	6-32 FLEX NUT
91	759517051	SWTCH PSHBTN 7/8 DIA
92	000022296	INSULATOR-SWITCH
97	070007745	COVER-CBL DUCT EXT



76

1. THESE WIRES ARE FOR HOUSE SIGNAL SYSTEM IF DESIRED, TAPE THESE WIRE ENDS & ATTACH TO LOW VOLTAGE WIRE CABLE IN B.E. CONTROL BOX.
2. WIRES 87 & 88 MAY BE CONNECTED TO TS44 & TS 45 RESPECTIVELY IF TS44 & TS 45 ARE PRESENT.
3. ALL WIRES SHOULD HAVE U.L. SURFACE MARKINGS



C-2A HARNESS ASSEMBLY

ITEM	PART NUMBER	DESCRIPTION
1	760011197	TERM-PIN.062 DIA LP
2	760019201	TERM SKT .062 DIA LP
3	000028409	BLOCK-TERMAMP2013581
4	000028441	GUIDE SOCKET
5	000029013	LOCKING SPRING CLIP
6	000029896	CLAMP STRAIN RELVR
7	760006195	TERM FLG .250 X .032 LP

ITEM	PART NUMBER	DESCRIPTION
8	760017036	TERM-STRAIT AMP41729
9	760022150	TERM-18-14 GA WIRE
10	770011029	TYRAP-7.31 INCH LG
11	813321062	SCREW-PNHD 4-40 X 3/8 CD
12	834821000	NUT-HEX 4-40
13	951020000	#4 SPLIT LOCKWASHER
14	746007105	INSULATD LINE SPLICE

MP CHASSIS CONVERSION KIT




Features:

- Complete Kit with Super Star Chassis
- Includes Elco Mask Adapter
- Sweep Reverse Wiring- For AMF Automatic Scoring Interface
- Spotting Latch Override- Keeps latch from jamming during Strike Cycle
- Less Chassis Repair/Replacement
- Saves unnecessary Table Run when interfaced to AMF Automatic Scoring

Product Code **610070300**

XOP BOARD W/OUT CABLE ASSEMBLY



Features:

- Works great to replace five boards in a five-board chassis.
- Comprehensive status indicators
- Single chip microprocessor
- Solid state power Field Effect transistors
- Low heat emission
- Optically coupled inputs (surge protector)
- Program (memory) reset
- Software upgradable for future enhancements
- Auto scoring interface: shortens strike cycle, auto sweep reverse 7-10 pick
- By passes: KX relay:
- Pin lamp triac
- Capacitors #2 and 3
- Diodes #2, 14 through 23

Product Code **610709870**

SUPERSTAR MP CHASSIS



Features:

- New improved design features resettable breaker protection for all high-voltage circuits, colling fan, and stronger internal components.
- 1st ball only: complete sweeps after one ball for optimal practice conditions
- 9-pin strike: the pinspotter will run a strike cycle when one pin or less is left standing
- Multiple pinspotter speeds: features 3 speeds: normal, medium, fast. Medium cycle is about 50% faster than normal 82-70 speed the fast cycle is about 100% faster
- Shadow bowling
- 3-ball frames the first two balls account for the first cycle and the third ball activates the second cycle
- Easy control with state-of-the-art LED lights and switches
- Separate status lights and controls for each 82-70
- Six function control switches per lane
- 47 Led status indicator lights per lane
- Replaces either the 5 board or stepper chassis
- Excellent serviceability
- Off spot S/R: the pinspotter will perform a sweep reverse when an off spot condition occurs.
- New technology is easier to support

Product Code **070003902**

XOP RELAY



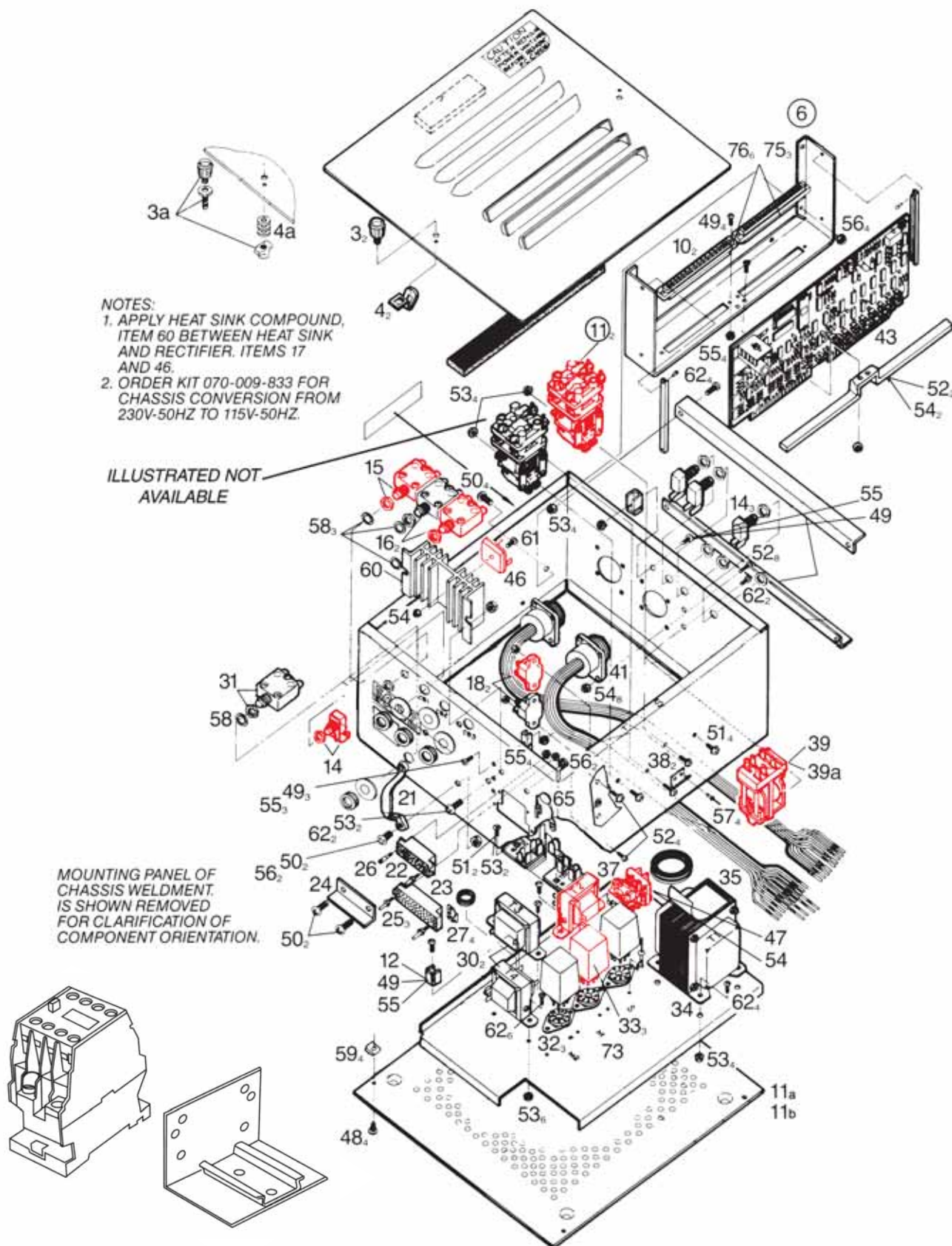
Product Code **070009872**

* See page 103 for repair & Exchange program

- NOTES:
1. APPLY HEAT SINK COMPOUND, ITEM 60 BETWEEN HEAT SINK AND RECTIFIER. ITEMS 17 AND 46.
 2. ORDER KIT 070-009-833 FOR CHASSIS CONVERSION FROM 230V-50HZ TO 115V-50HZ.

ILLUSTRATED NOT AVAILABLE

MOUNTING PANEL OF CHASSIS WELDMENT IS SHOWN REMOVED FOR CLARIFICATION OF COMPONENT ORIENTATION.



MP CHASSIS ASSEMBLY

ITEM	PART NUMBER	DESCRIPTION
3	070001990	KNOB-CHASSIS COVER
4	713510007	PAWL-CHASSIS COVER
6*	620709802	CHASSIS-MP rebuilt (less board)
10	746008083	CONNECTOR PC EDGE 25
10a	760005129	TERMNAL AMP#583361-4
11	610704141	RELAY 50-60HZ KIT
11a	070011755	RELAY 50-60HZ
11b	070011753	RELAY MTG. BRACKET
14	000025865	PLUNGER SWITCH
15	743506006	CIRC BRKR-3 AMP
16	743502024	CIRCUIT BREAKER CB-2 & CB-3
18	070005666	CIRC BREAKTEX
19a	760001070	TERM-ADPTR-3000S-5-1
21	000029117	HANDLE
22	000025068	BLOCK-TERMAMP2008382
23	000028410	BLOCK-TERMAMP2002772
24	070005514	SHIELD-ANGLE
25	000028442	GUIDE PIN
26	000028441	GUIDE SOCKET
27	000029014	LOCKING SPRING CATCH
30	762015015	TRSFMR 120 50/60
31	743507007	CIRC BRKR-1 AMP
32	000021231	SOCKET
33	070005515	RELAY-CHASSIS 24VAC
34	762011011	TRSFMR 115/230 50/60
37	000026836	TRSFMR 115-60
37a	000027870	TRSFMR 115/230 50/60

ITEM	PART NUMBER	DESCRIPTION
38	000028494	HOOK
39	000025863	RELAY 24 V 50-60 CY
39a**	755504048	RELAY P&B T91
41	070009811	RECEPTACLE ASSY (MASK)
43*	070009860	82/70 SINGLE CHIP PC BOARD-MP CHASSIS
46	756001008	RECTIFIER-BRIDGE 12A
47	755504006	RELAY P&B KA5AV 24V
48	823132082BG	SCREW-TAP-RDT 8 X 1/2 (BAG 10)
49	817921080	4-40 X 1/2 SEMS
50	813540082	SCREW-TRHD 10-32 X 1/2 CD
51	818233122	SCREW-SMRD 8-32 X 3/4
52	818227102	SCREW-SMRD 6-32 X 5/8
53	843133002	NUT-KEP 8-32 WASH
54	843127002	NUT-KEP 6-32 WASH
55	843121002	NUT-KEP 4-40 WASH
56	843140002	NUT-KEP 10-32 WASH
58	959571102	WASHER-SHKPRF INT
59	724511050	TIN-CLIP-TY'U'C-8111
61	818227162	SCREW-SMRD 6-32 X 1
62	812633062	SCREW-RDHD 8-32 X 3/8 CD
65	070009815	VARISTOR ASSEMBLY T1
70	812621082	SCREW-RDHD 4-40 X 1/2
71	834821000	NUT-HEX 4-40
72	951020000	#4 SPLIT LOCKWASHER
73	761700002	VARISTOR-GE V4721
75	748010034	TRANSIET VOLTG SUPSR

Order Kit 610 070 300 to convert to MP 110V or 610 070 200 to convert to MP 220V

* See page 103 for Repair and Exchange Program.

** After serial #16795, effective 10-10-98.

Note: See page 1A.63 for list of Terminals.

PC BOARD COMPONENTS MANUAL

Features:

- In-depth description of on-board circuits and circuit theory
- Identification of all board components
- Converts foul units, 5-board chassis, MP through 9850 and more

Product Code

610007030

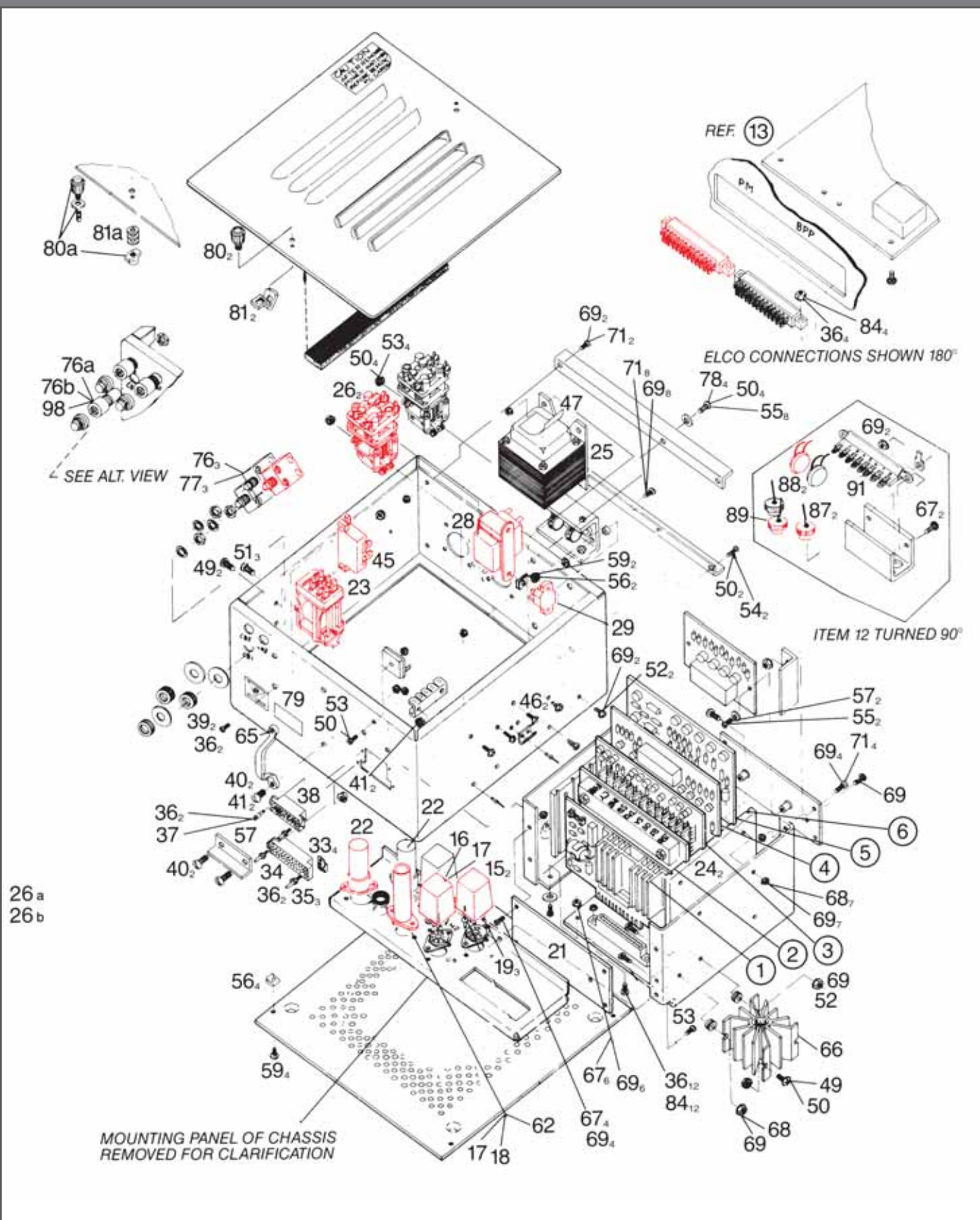
82-30 6525 MP CHASSIS 120V - 60HZ

Features:

- Direct replacement for 6525 chassis on 82-30's.
- LED diagnostics and push button operation.
- Runs short strike cycle when connected to QubicaAMF scoring.
- New improved design features resettable breaker protection for all high-voltage circuits, cooling fan, and stronger components.

Product Code

030016526



SOLID STATE CHASSIS


ITEM	PART NUMBER	DESCRIPTION
1*	520705959	PC BD # 5 -REBUILT - OBS
2*	520705955	PC BOARD-REBUILT - OBS
3*	520705956	PC BD # 2 REBUILT - OBS
4*	520705957	PC BD # 3 REBUILT - OBS
5*	520705958	PC BD # 4 -REBUILT - OBS
6**	070007630	PC BR # 6 ASSY - OBS
6a	070005960	PC BR # 6 ASSY USED WITH ELCO CHASSIS - OBS
15	070005515	RELAY-CHASSIS 24VAC
16	070005883	RELAY
17	000029301	RECTIFIER-SILC. 2069
18	070005652	CPCTR-100MFD 250WVDC
19	000021231	SOCKET
21	070007637	PLATE-SIDE SUPPORT-PC BOARD - OBS
22	070005874	CPCTR-1500MFD 50W.V.
23	000025863	RELAY 24 V 50-60 CY
24	070005841	GUIDE-BOARD - OBS
25	070005853	TRSFMR 115/60
25a	070005898	TRSFMR 115/230 50
26***	070011755	RELAY 50/60HZ
26a	610704141	RELAY 50-60 HZ
26b	070011753	RELAY MTG. BRACKET
28	000026836	TRSFMR 115-60
28a	000027870	TRSFMR 115/230 50/60
29	070005666	CIRC BREAKTEX
33	000029014	LOCKING SPRING CATCH
34	000028410	BLOCK-TERMAMP2002772
35	000028442	GUIDE PIN
36	843121002	NUT-KEP 4-40 WASH
37	000028441	GUIDE SOCKET
38	000025068	BLOCK-TERMAMP2008382
39	818221082	SEMS RD. HEAD SCREW EXT. L.W. 4-40 X 1/2 - OBS

ITEM	PART NUMBER	DESCRIPTION
40	813640062	SCREW, TRUSS HEAD MACH. 10-32 X 3/8 - OBS
41	843140002	NUT-KEP 10-32 WASH
45	070005149	RELAY-THERMAL
46	000028494	HOOK
49	818233042	SCREW-SMRD 8-32 X 1/4 - OBS
50	843133002	NUT-KEP 8-32 WASH
51	818233062	SCREW-SMRD 8-32 X 3/8
52	818227102	SCREW-SMRD 6-32 X 5/8
53	818233082	SCREW-SMRD 8-32 X 1/2
55	948637072	WASHER- 3/16 X 7/16 X 3/64
56	724511050	TIN-CLIP-TY"U"C-8111
57	070005514	SHIELD-ANGLE
59	824332082	SCREW-TAP-TR 8 X1/2 TYA
65	000029117	HANDLE
66	070005998	TRIAC
67	818227062	SCREW-SMRD 6 X 3/8
68	818227082	SCREW-SMRD 6-32 X 1/2
69	843127002	NUT-KEP 6-32 WASH
71	813327062	6-32 X 3/8 SLTD PAN HEAD SCREW
76	743502024	CIRCUIT BREAKER CB2/CB3
76a	000029010	POST FUSE EXTRACTOR
76b	000025555	FUSE-SLO BLOW 3 AMP
77	743506006	CIRCUIT BREAKER 3 AMP
78	818233122	SCREW-SMRD 8-32 X 3/4
80	070001990	KNOB-CHASSIS COVER
81	713510007	PAWL-CHASSIS COVER
84	818221102	SCREW-SMRD 4-40 X 5/8
87	070005842	DIODE-POWER
88	000028452	VARISTOR
89	070005859	DIODE-POWER

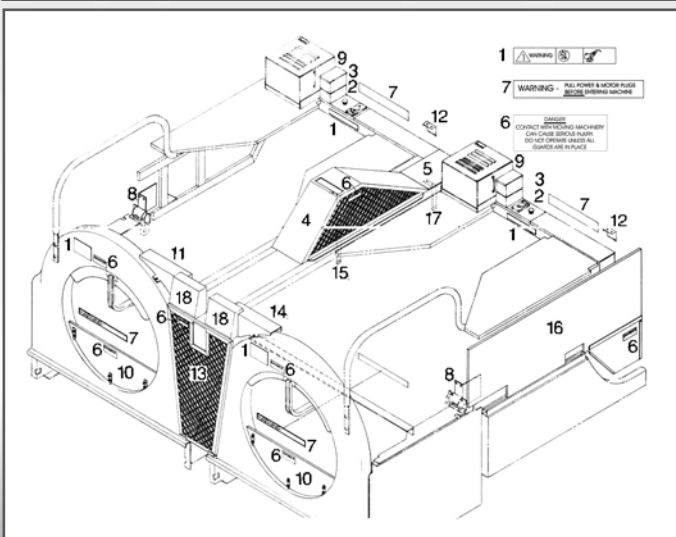
* See page 103 for Repair and Exchange Program.

** Not compatible with Elco Chassis unless all #6 PC Boards are of the new type 070 007 630.

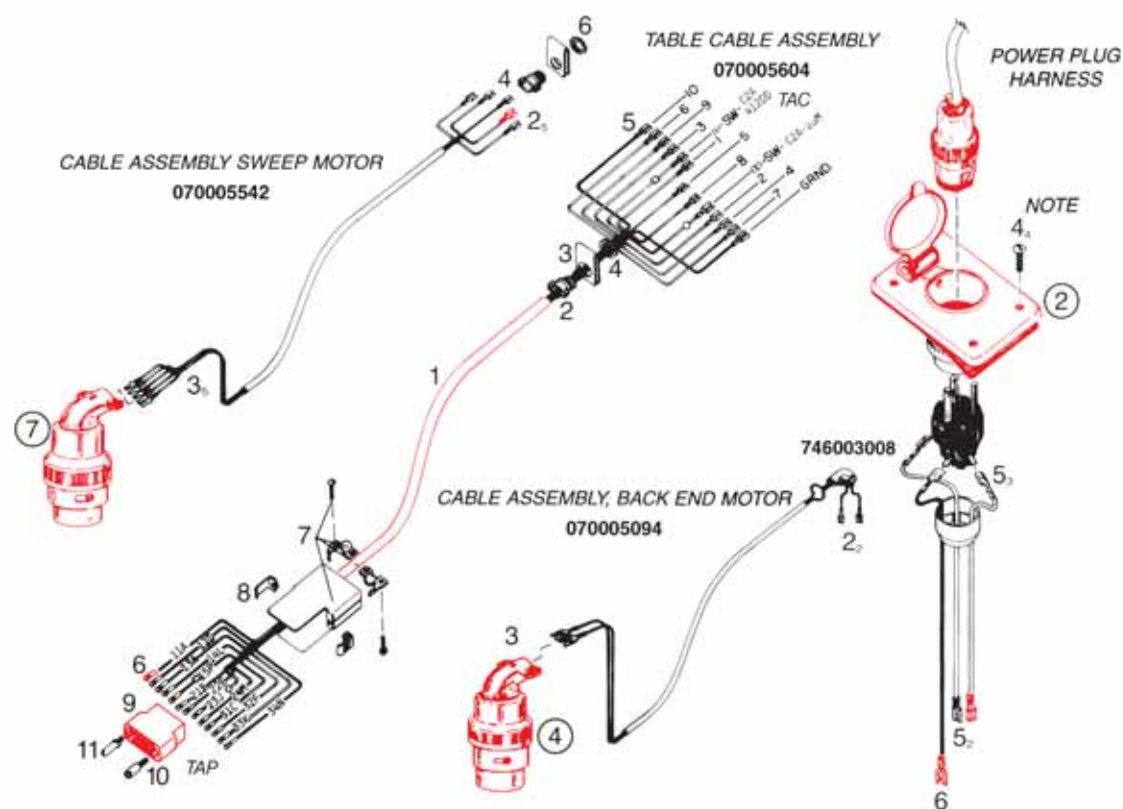
*** Order Kit 610 070 300 to convert to MP 110V, order Kit 610 070 200 to convert to MP 220V.



GUARDS AND SAFETY LABELS



ITEM	PART NUMBER	DESCRIPTION
1	090004028	"WARNING" LABEL
2	746605011	CONTACT BLOCK
3	759517051	PALM BUTTON SAFETY SWITCH
4	070011401	BALL LIFT GUARD WELD
5	070004713	COVER GUARD ASSEMBLY
6	070011211	DANGER DECAL
7	070005614	WARNING DECAL
8	070004738	TOE GUARD
9	000026247	CIRCUIT INTERRUPT SW. (NOT SHOWN)
10	000022219	PIN ELEVATOR GUARD ASSEMBLY
11	070011393	LH BELT GUARD (EVEN)
12	070006279	GUARD-SOLENOID
13	070004690	BE GUARD
14	070011392	RH BELT GUARD (ODD)
15	070010238	BRACKET FRONT GUARD ASSY
16	088001174	MACHINE END GUARD ASSEMBLY
17	070004691	BRACKET REAR
18	070005361	CONTROL-COVER BOX



CABLE & WIRE ASSEMBLIES

ITEM	PART NUMBER	DESCRIPTION
Cable Assembly Sweep Motor		
2	760017036	TERM-STRAIT AMP41729
3	760015038	TERMINAL, FLAT SPADE
5	000025183	CLAMP WASHER - OBS
7	000027660	PLUG-FEMALE
Cable Assembly-Backend Motor		
2	760017036	TERM-STRAIT AMP41729
3	760015038	TERM-AMP
4	000025907	PLUG FEMALE (2 PIN)

ITEM	PART NUMBER	DESCRIPTION
Table Cable Assembly		
1	940372000	SLEEVING-EXP 1/2 DIA (Order 6 ft.)
2	746001016	CNECTR-STR #3302 1/2
4	846100000	NUT KL1/2CNDUT TB141
5	760017044	TERM STR-AMP41772 RL
6	760019201	TERM SKT .062 DIA LP
7	000025049	SHIELD
8	000025557	CLIP-SPG. LOCK
9	000025078	BLOCK-TERMAMP2012981
10	000028441BG	GUIDE SOCKET
11	000028442BG	GUIDE PIN
Power Plug Harness		
1*	754010336	PLUG-3WIRE 30A 125V
1a*	754010337	PLUG ARROWHART 50 HZ
2*	755020359	RECPT-3WIRE 30A 125V
4	812627122	SCREW-RDHD 6-32 X 3/4
5	760017036	TERM-STRAIT AMP41729
6	760015055	TERM-SPDE 42168-2

NOTE: Later model components have flat teminals and must be used in pairs.

* Metal Russel-Stoll plug and receptacle are no longer available. If replacing plug or receptacle, replace both.



A detailed technical line drawing of a mechanical assembly, likely a pump or engine component, shown in an exploded view. The drawing includes numerous numbered callouts (1 through 42) pointing to various parts, sub-assemblies, and fasteners. The text 'CROSS REFERENCE LIST' is overlaid in large, bold, white capital letters with a black outline, centered on the drawing.

CROSS REFERENCE LIST

CROSS REFERENCE LIST

PART#	DESCRIPTION	CROSS REFERENCE PART #	CROSS REFERENCE DESCRIPTION
01011	8-32 X 1/2 MACHINE SCREW	812833082	SCR-RDHD= 8-32X1/2
01018	10-32X3/8 PHILLIPS M/S	01019	10-32 X 3/8 PHILLIPS M/S
01032	NUT 10-32 HEX STEEL PLATED	835540002	NUT 10-32 HEX STEEL PLATED
01045	1/4-20 X 3/4 CARRIAGE BOLT	801149897	1/4-20 X 3/4 CARRIAGE BOLT
01068	3/8 X 16 HEX NUT - THIN	835565002	NUT-HX-JAM 3/8-16 CD
01186	6-32 X3/8 SLTD PAN HEAD SCREW	813327062	SCREW-PANHEAD - 6-32X3/8
01216	WASHER #6 SAE FLAT WASHER	948631062	WSHR- 5/32X3/8X3/64
01233	COTPIN 3/16X1	SA0299	3/16 HEADLESS PIN ASSY
01260	3/8-3/16X3/8 SOCKET SET,CUP PT	807265060	SCR-STSO3/8-16X3/8CP
01266	5/16-18 STOVER LOCKNUT	844057002BG	NUT STVR LK-5/16-18 Bag(10)
01310	1/4-20X1-1/4 HEX SCKT W/PELLET	810349200	SCREW SOC HD LGLOC 1/4-20 x 1
01340	1/4-20 JAM NUT	835549002BG	NUT-HX-JAM 1/4-20 (Bag 10)
01413	3/8-16 HEX STEEL MACHINE NUT	831565002BG	NUT-HEX 3/8-16 CD (bag 10)
01433	1/2 LOCK WASHER	951172002	WSHR-LK-SPLIT 1/2
01459	5/8-18 UNF HEX THIN HUT- PLTD	835582002	NUT-HX-JAM 5/8-18
01471	3/8-24 HX STL THIN NUT	835566002	NUT-HX-JAM 3/8-24 CD
01547	#10 X 1/2 SLTD HX WSH MTL SCRW	821438082	SCREW TAP HEX HD #10x1/2 TYPE
01561	10-24 NYLON LOCK NUT	838939002	NUT-HX-ESN 10-24
01593	RETAIN RING E-RING EXTER SHAFT	919010400	E-RING 3/8
02018	AC CONTRACTOR	02080	AC CONTACTOR BM & NEW STYLE
02020	SOLENIOD 110V	RP197	ELECTRONIC BRAKE KIT, 110V
02030	MICRO SWITCH	02293	MICRO SWITCH
02031	SWITCH ROLLER	02293	MICRO SWITCH
02033	POINTER-BLACK, UL, GP	A5064	POINTER-BLACK,UL,GP
02128	SWITCH	02071	SWITCH
02130	GEAR MOTOR	02525	DRIVE MOTOR 10:1 110V 50/60
02238	12/3 CORD	SA1107	12/3 POWER CORD,110V
02259	SOLENOID 220V 50/60HZ	294002274	SOLENOID 240V 50Hz LH 3000 Ser
02261	SOLENOID 220V 50/60HZ	294002275	SOLENOID 240V 50Hz RG 3000 Ser
02287	MOTOR GEAR 220	A0376	DUSTER MOTOR MODIF 220V
02291	OIL SOLENOID 220 VOLT	294002276	Solenoid 240V 50Hz RH 2000 Ser
02312	MOTOR	80074	TRANSFER RLLR MTR REPLACE KIT
02353	DIG POS INDCTR	A0724	SENSOR BASE MODIFICATION
02360	VAC PUMP,110V	02586	VACUUM PUMP 110/115V
02768	COMPORSOR 110V	80119	MAGNUM COMPORSOR UPGRADE KT 110
02769	COMPORSOR 220V	80120	MAGNUM COMPORSOR UPGRADE KT 220
02775	DIGITAL INDICATOR, HRZ, SHEILD	02352	DIGITAL POSITION IND. MOD. 100
02776	DIGITAL INDICATOR, VRT, SHEILD	A0724	SENSOR BASE MODIFICATION
02780	CRIMP TERM MAL	02202	TERMINAL- MALE .093 DIAM
02781	CRIP TERM,FEM	02203	TERMINAL,FEMALE
03021	GEAR 5/16 BORE	A0564	DUSTER MOTOR GEAR MODIF
03023	GEAR	SA1060	CLOTH TAKE-UP GEAR ASY
03027	BRONZE GEAR	B0208	WORM GEAR MODIF
03034	PULLEY 1/4BORE	A0426	PULLEY MODIFICATION 1/4" BORE
03045	U JOINT	A0597	U-JOINT
03066	PULLEY 1/2" BORE	A0425	PULLEY MODIFICATION 1/2 BORE
03079	PULLEY-5/8 BORE C-90 BL	250001537	SINGLE GRV CST IRN SHEAVE 1.75
03401	PULLEY(NFS)	SC90	PULLEY MODIFICATION
03405	BEAR'G SHAFT	SC5	DRIVE SHAFT MOD
04025	SLEEVE CAP	294004025	SLEEVE CAP BLACK
04026	SPATULA	294117017	SPATULA MODIFICATION
04054	RED EDGE	294008443	DUSTER CLOTH, 43" ALL CNTRY,
04073	HOOD LATCH	A0458	DRAW PULL CATCH MODIFICATION
04113	STEEL CLAMP	04121	1/4 ID STEEL CLAMP
04122	SEE RP-156	RP156	VLS NOZZLE REPLACEMENT ASSY
04125	CK/VALVE	RP156	VLS NOZZLE REPLACEMENT ASSY
04209	SPADE BIT SET	SA0074	38 PIECE SPADE BIT SET
04219	T-NUT	A0912	T-NUT
04277	O-RING VACU-J	04352	O-RING
04312	CYLINDER	04634	CYLINDER, BIMBA #091-NR
04354	1/4 NPT,COUP	04223	FEMALE BRANCH TEE 1/4 NPT

PART#	DESCRIPTION	CROSS REFERENCE PART #	CROSS REFERENCE DESCRIPTION
04367	ROTARY 110V	041007400	20" ROTARY FLOOR MACHINE 110V
04368	ROTARY 220V	041740096	20" ROTARY FLOOR MACHINE 220V
04394	BALL CHECK VA	SA0268	CHECK VALVE ASSEMBLY
04400	RUBBER GROMMET 3/8" ID	04027	RUBBER GROMMET 3/8" ID
04474	CLUTCH SPRING	04268	SPRING,BALL POLISHER
04626	CHANL MOP R	041003921	GUTTER MOP W/60" HANDLE
04627	CANEL MOP R	041003911	GUTTER MOP REFILL
06004	VISFLO 24.5	294006004	VISFLO 19.5,MED VIS, 2X2.5 GAL
06012	ECO 2,2.5	294006021	FORM 388 ALL PUR CLNR 2X2.5 G
06017	GREEN BUDDY PK	294006021	FORM 388 ALL PUR CLNR 2X2.5 G
06020	PINKP 2X2.5	294006020	PINKKEEPER,DET PIN CLNR 2X2.5 G
06021	2X2.5 GA PK	294006021	FORM 388 ALL PUR CLNR 2X2.5 G
06022	388,30 GAL	294006022	FORM ALL PUR 388 CLNR 30 G DRM
06025	VISFLO 24,1	294006025	VISFLO 19.5 MED VIS 4 X 1 GAL
06026	VISF 36,1GA	294006026	VISFLO 32.5,HI VIS,4X1 G LN CR
06033	CH CONT A/B	294006033	VISCLEAN CONC. 6 QTS A & B
06034	1 QT A/B	294006033	VISCLEAN CONC. 6 QTS A & B
20511	OIL TNK EXTRU	20452	OIL TANK EXTR.12'LG #518881
000021043	BRKT WELD-LH	000027645	BRKT.SUPT.ASY LH
000021044	BRKT WELD-RH	000027646	BRKT.SUPT.ASY RH
000021743	BRG ASY-SELF ALIGNG	070006765	SHAFT PLATE
000022063	SHEAVE-REDUCTION	000024599	ADJ.SPEED SHEAVE-RUDDER ARM
000022069	BKT PIT SPT B/D SIDE	070001450	PIT SUPT BRKT-BDS
000022248	BRKT WELD-LH	000022249	BRKT ASY-LH
000023160	END FITTING RH (AM-8-B2-8)	090005260	END FITTING - RH
000023161	END FITTING LH (AML-8-B2-8)	090005261	END FITTING - LH
000023216	BUMPER	000023279	BUMPER-URETHANE
000023594	PIT SIGNAL SWITCH ASM	000023521	SWITCH-PIT SIGNAL
000023857	SPACER	948767132BG	Washer SAE Flat (Bag 10)
000024581	*LINK CASTING **not for resale	000024597	Link Roller FT
000024604	BELT-BALL LIFT PBL	090002450	BELT V-GUIDE FLAT 2IN.
000024619	PLATE-TIE	000024619U	Plate-Tie "Used"
000024743	RUDDER ARM SUPPORT	070011319	SUPPORT-RUDDER ARM
000025063	DEFLECTOR- PIN TABLE	530025063	DEFLECTOR
000025120	WASHER	945091242	WSHR-1X1-1/2
000025124	RELAY	610704141	KIT-RELAY+BRKT+INSTR
000025135	CIRC BREAKTEX 785475	070005666	CIRC BREAKTEX 785478
000025591	RECEPTACLE PLATE	000025590	RECEPTACLE HOUSING
000026753	BELT-CARPET IN A BOX	090006124	CARPET BELT PUMPKIN/TAN
000026754	&BELT-CARPET-PVC	000026756	GREEN CARPET BELT
000026755	GRENN 2 PLY CRPT BLT	000026756	GREEN CARPET BELT
000027380	PLOW RH-FOR LH MACH	000027368	PLOW & MAT ASY LH
000028238	FRICTION PLATE CAM - URETHANE	000028242	FRICTION PLATE CAM - BRASS
000028445	WIRE TERMINAL SOCKET 66104-7	760019202	TERM SKT.062 DIA LP
000028448	WIRE TERMINAL PIN	760011196	TERM PIN-.062 DIA LP
000029099	TRSFMR ASY 115-60	120001140	Transformer 115 50/60
000029299	TRANSISTOR	762502034	TRNSTR-MPS 2222
000029627	BRKT-PIT SUPPORT	070001451	PIT SUPT BRKT-OBDS
000029899	BOUNCE PLATE FRNT RH	090005270	PHENOLIC BOUNCE BOARD FRONT R.
000029924	BOUNCE PLATE REAR RH	090005272	PHENOLIC BOUNCE BOARD REAR R.H
000029925	BOUNCE PLATE FRNT LH	090005271	PHENOLIC BOUNCE BOARD FRONT L.
000029926	BOUNCE PLATE REAR LH	090005273	PHENOLIC BOUNCE BOARD REAR L.H
78003	CARCASS, GP CONTROL BOX	80090	GP CONTROL BOX REPLACEMENT KIT
80016	MINI VISFLO	294006039	VISFLO 12.7,LOW VIS, 4 X 1 GAL
80036	DUST CLOTH	294008443	DUSTER CLOTH, 43" ALL CNTRY,
80062	REPLACE KIT	80074	TRANSFER RLLR MTR REPLACE KIT
80101	SB UP KIT	294080125	MAGNUM/V4 HVO UPGRADE KIT
781131	RECON CRTL BOX	80090	GP CONTROL BOX REPLACEMENT KIT
017300014	Shock Mount Assembly	070006354BG	SHOCK MOUNT-BIN ASY Bag(10)
017300020	Pinspotter Carpet Belt Green	000026756	GREEN CARPET BELT
022444010	MEASURING PADS - 1 DOZEN	022444110	MEASURING PADS

CROSS REFERENCE LIST

PART#	DESCRIPTION	CROSS REFERENCE PART #	CROSS REFERENCE DESCRIPTION
022444503	40 CARBIDE DRILL BIT SET	SA0074	38 PIECE SPADE BIT SET
022444504	24 CARBIDE DRILL BIT SET	SA0074	38 PIECE SPADE BIT SET
022444506	STRT SHANK CAR. BIT-1/2"	04227	SPADE BIT,1/2 DIA,1/2 STRAIGHT
022444507	STRT SHANK CAR. BIT-9/16"	04229	SPADE BIT,9/16 X 1/2 STRAIGHT
022444508	STRT SHANK CAR. BIT-5/8"	04232	SPADE BIT,5/8 X 1/2 STRAIGHT
022444509	STRT SHANK CAR. BIT-21/32"	04234	SPADE BIT,21/32 X 1/2 STRAIGHT
022444510	STRT SHANK CAR. BIT-11/16"	04236	SPADE BIT,11/16 X 1/2 STRAIGHT
022444511	STRT SHANK CAR. BIT-23/32"	04238	SPADE BIT,23/32 X 1/2 STRAIGHT
022444512	STRT SHANK CAR. BIT-3/4"	04240	SPADE BIT,3/4 X 1/2 STRAIGHT
022444513	STRT SHANK CAR. BIT-25/32"	04242	SPADE BIT,25/32 X 1/2 STRAIGHT
022444515	STRT SHANK CAR. BIT-27/32"	04246	Spade Bit,27/32 X 1/2 Straight
022444516	STRT SHANK CAR.BIT-7/8"	04248	SPADE BIT,7/8 X 1/2 STRAIGHT
022444517	STRT SHANK CAR. BIT-29/32"	04250	SPADE BIT,29/32 X 1/2 STRAIGHT
022444518	STRT SHANK CAR. BIT-15/16"	04252	SPADE BIT,15/16 X 1/2 STRAIGHT
022444520	STRT SHANK CAR. BIT-31/32"	04254	SPADE BIT,31/32 X 1/2 STRAIGHT
022444522	STRT SHANK CAR. BIT-1"	04256	SPADE BIT,1" X 1/2 STRAIGHT
022444524	STRT SHANK CAR. BIT-1 1/32"	04258	SPADE BIT,1-1/32 X 1/2STRAIGHT
022444525	STRT SHANK CAR. BIT-1 1/16"	04260	SPADE BIT,1-1/16 X 1/2STRAIGHT
022444526	STRT SHANK CAR. BIT-1 3/32"	04261	SPADE BIT,1-3/32 X 1/2STRAIGHT
022444528	STRT SHANK CAR. BIT-1 1/4"	04263	SPADE BIT,1-1/4 X 1/2 STRAIGHT
022444529	STRT SHANK CAR.BIT- 1 3/8"	04264	SPADE BIT,1-3/8 X 1/2 STRAIGHT
022444530	STRT SHANK CAR. BIT-19/32"	04230	SPADE BIT,19/32 X 1/2 STRAIGHT
027001323	MTR-BLOWER	000022141	BLOWER MOTOR ASY
030001112	GRIPPER ASY	030008370	GRIPPER ASY
030001330	LINK TABLE	030001331	LINK ASY
030002759	RIVET RUBBER	000028519	RIVET CUSHION ASSY
030004700	SOCKET	030008346	WIRE ASY-RESPOT *3
030004702	SWITCH	000026042	Switch Micro
030004718	CAM FOLLOWER	070006728	CAM FOLLOWER
030004732	PLUG	030008346	WIRE ASY-RESPOT *3
030004766	COUNTER ARM ASY	030005840	8230 INFARED PIN CNTR12V \$8/98
030005839	INFRARED PIN COUNTER	030005840	8230 INFARED PIN CNTR12V \$8/98
030005886	RELAY 24V DC	030005862	RELAY-G.A.D.C.
030005924	CPCTR-460 522MF 110V	743000020	CPTR-460-552MFD110AC
030006456	HUB CARPET ROLLER	030006457	HUB-SHEAVECARPT ROLL
030006963	APRON WELD RH	000027099	APRON & MAT ASY RH
030006964	APRON WELD LH	000027100	APRON & MAT ASY LH
030007019	ROD END	000026446	ROD END (AF-6-G-8)
030007123	TRIP LEVER ASM	030005840	8230 INFARED PIN CNTR12V \$8/98
030007407	BRG BL UPR SHFT ELEV	000024683	BRG-BALL ELEVATOR
030007633	82-30 DIST BLT-BLK	030005677	82-30 DIST BLT-NITRILE
030007924	BRG .504X.753X1"LG	701516078	BRG SL.5035X.753X1"
030008495	KICKBACK PANEL	030006495	PANEL
030008792	BELT-V CARPET DRIVE	030008671	BELT-V CRPT+BL EL134
030008831	SHEAVE-DRIVE	000022172	SHEAVE-BACK END DRIVE
033007500	DELUXE MEASURING BALL KIT	022444101	AMF DELUXE MEASURING BALL PKG
039003209	Waterbase App Finish	294007050	WATER-BASED APPR FNSH 4X1 GAL
039101210	APPROACH WATER BASE FINISH	294007050	WATER-BASED APPR FNSH 4X1 GAL
041740097	FLOR MCH 50HZ W/O BRUSH	041740096	20" ROTARY FLOOR MACHINE 220V
043023071	SCORE PAD-LEAGUE SEC	290001145	LEAGUE RECORD FORM 1,600/BOX
047087162	SHOE FRESHENER	047000100	FRESH CARE LIQUID 1 QUART
049000691	GTR-FLT.48W/FBR LH	049000675	Durabowl Flat Gutter 2 per Box
049000692	GTR-FLT.48W/FBR RH	049000675	Durabowl Flat Gutter 2 per Box
049004630	RAIL PLASTIC RUNNER 75'ROLL	049006360	RAIL PLASTIC RUNNER (75 FT ROL
049006043	See -G -B & -N for colors	049006043-G	Gutter End Ramp GRAY
049006386	1/2 x 1/8 HPL Plug	049009534	1/2 x 1/8 HPL Plugs,BAG/100
049006393	3/4 x 1/8 HPL Plug	049009535	3/4 x 1/8 HPL Plugs,BAG/10
049006427	Ultra Tool 1/2"	049006449	1/2x1/2x1 Router bit
049006518	DuraBowl CoverBoard 10 1/2" x	049008571	GLOW COVERBOARD W/HOLES 1 PC
049006523	#14 x 1-1/4" Phillips Pan Scre	813247080	SCREW #14 x 1-3/4 Pan Hd Tap
049006575	Gutter End Ramps Blue use 049	049000575	Blue End Ramp

PART#	DESCRIPTION	CROSS REFERENCE PART #	CROSS REFERENCE DESCRIPTION
049006690	DB Coverboard	049008570	DB Glow Coverboard Assy W/Holes
049007007	10' Bumper Assy L SEE COLORS	049007007-C	10' section Bumper rail Assy L
049007010	10' Bumper Assy R SEE COLORS	049007010-C	CLR 10' BUMPER RAIL ASMBLD RT
049007069	Self Tapping Screw	822340720	Self Tapping Screw
049007076	H Bracket	049007093	H-Bracket Upgrade Installation
049007170	Control Box for Automatic Bump	049007132	Kit, Control Box
049008410	36" Black Pit Light	751001460	Black Light T8 36" 30W
049009517	Dowel Plug, GLOW, 1/2" Dia. X	049009536	1/2 x1/8 GLOW HPL Plugs,BG/100
057001229	RELAY 24 VOLT AC	070005515	RELAY-CHASSIS M-2
070001558	TIE ROD ASM (S6257)	090005253	TIE ROD ASSY
070001770	LEVER ASY	070001852	Lever Off Spot
070001771	LINK	610704016	LINK ASY
070001825	LINK SOLENOID	610704120	CONV KIT DBL-SGL SOL
070001970	DOWNSWEEP ASY 40DEG	610496591	Downsweep Replacement Kit
070002171	GROMMET-CURTIN ROD	070011286	BSHNG-CURTAIN ROD
070002538	BRKT-CONNECTOR	090002538	CONNECTOR BRKT TABLE
070002592	PIN FINGER	090005629	PIN
070002600	YOKE & SPOTTING CUP ASSY	070002623	YOKE & BEARING ASSY
070002608	COLLAR SPRING YOKE	090004033	SPRING RETAINER
070002655	FRAME ASSY	070002686	FRAME ASM 7 CELL
070002656	LEVER	610704026	KIT-#7RESPT LVR ASY
070002767	LINK - TABLE ASSY	070006669	LINK RESPOT
070003115	DR LINK CONN ROD ASM (S6291)	090005254	DR LINK CONN ROD ASY
070003116	TUBE DR LINK CON ROD	090005254	DR LINK CONN ROD ASY
070003155	LINK	070003238	LINK ASY-SWP STABILZ
070003156	LINK-STABILIZE-SWEEP	070003238	LINK ASY-SWP STABILZ
070003209	BUMPER	070007280	SWEEP LINK ASY TELES
070003242	LINK ASY SWEEP	090007319	LINK ASY, MODIFIED ALUMIN
070003900	M/P CHASSIS PLUS 110V 60 HZ	070003902	SUPER STAR MP CHASSIS 60HZ
070004036	MTR&REC115/230-50 RH	070006212	RH WEST 50HZ MOTOR 115/220
070004037	MTR&REC115/230-50 LH	070006211	LH WEST 50HZ MOTOR 115/220
070004042	MTR&REC LH BE 110/60	610704042	LH WESTINGHOUSE 60HZ MOTOR
070004043	MTR&REC RH BE 110/60	610704043	RH WESTINGHOUSE 60HZ MOTOR
070004047	MTR-115/230-50 COMB	070006219	COMBO WEST 50HZ MOTOR 115/220
070004052	MTR-115/60 WEST COMB	610704052	COMBO WESTINGHOUSE 60HZ MOTOR
070004633	FILLER PAD	000024633	FILLER PAD
070004700	KICKER FOLDOUT 7028 MAN	610007028	MAN-PTS/SERV 70 MP
070004714	RVT-SHLDR-COVER ASY	070004713	COVER GUARD
070005332	RELAY ASY	000026509	RELAY 1070-B
070005495	CNECTR-FEML UP CHAS	760019201BG	TERM SKT .062 DIA LP Bag(20)
070005518	HOOK-GUARD ASY	090004463	HOOK - GUARD ASSY
070005647	PIT LIGHT & CABLE Asy 240V50hz	090003801	PIT LIGHT-230V 50 HZ XL
070006001	ROD-TRIP-DIST.	070011170	Cable Assembly - Distributor
070006046	ROD END-DIST.SUPT (AM-6-G-8)	090005256	ROD END - DIST. SUPT.
070006054	CARRIAGE-REAR-DIST.	070006672	CARRIAGE CSTG
070006083	STOP BLADE-TRIP STOP	070006691	STOP BLADES TRP ARM
070006123	BRG FL CONCENTRIC	070006679	BRG SL.752X.877X1.66
070006124	NUT-DIST.CLUTCH	835582002	NUT-HX-JAM 5/8-18
070006132	ORIENTR PAN	090003077	ORIENTOR PAN
070006144	ORIENTOR PAN ASY DIST	090003077	ORIENTOR PAN
070006150	DISTRIBUTOR ASY	610704032	DISTRIBUTOR ASSEMBLY
070006179	SHAFT	000022172	SHEAVE-BACK END DRIVE
070006293	CNECT ROD ASY SHUTLE (S6452A)	090005263	CONNECT ROD ASSY SHUTTLE
070006391	PINION GEAR CASTED	610704005	PINION & SLEVE ASY
070006434	SIDEFAME-RH LH MACH	090004128	KICKPLATE WELDMENT RH/LHM
070006441	FRAME BRACE WELD RH	090005647	RH INNER SIDE BRACE
070006467	HARNESS ASY-FRONT RH	070011801	HRNESS RH-C1 & C2A
070006663	TRIP STOP ROD ASY	090006668	TRIP STOP ROD AND SUPPORTING C
070006668	TRIP SUPT ASY-REAR	090006668	TRIP STOP ROD AND SUPPORTING C
070006718	TORQUE TUBE	610704003	TORQ TUBE+YOK CNV KT
070006727	SOLENOID-UNIVERSAL	090005723	SOLENOID-INSULATED

CROSS REFERENCE LIST

PART#	DESCRIPTION	CROSS REFERENCE PART #	CROSS REFERENCE DESCRIPTION
070006749	CLUTCH RACE	090003401	CLUTCH RACE - LONG
070006761	CUSHN CVR-POLYURTHN	090005230	CUSHION COVER
070006776	CUSHION COVER-REINFORCED	090005230	CUSHION COVER
070007115	PLUG ASY	755010303	RECPTCL-3WIRE TWSTLK
070007137	ROD LINK ASY (S6445)	090005262	ROD LINK ASSY
070007261	FINGER ASY-RESPOT	090004123	RESPOT FINGER ASY
070007312	TRANSISITOR 2N5449	762502034	TRNSTR-MPS 2222
070007364	SUPT BRKT ASY RH	070007360	BRKT-SUPPORT WELD
070007372	BRKT-PIT SUPT-RH RH	070001450	PIT SUPT BRKT-BDS
070007373	BRKT-PIT SUPT-LH RH	070001451	PIT SUPT BRKT-OBDS
070007374	BRKT-PIT SUPT-LH LH	070001450	PIT SUPT BRKT-BDS
070007375	BRKT-PIT SUPT-RH LH	070001451	PIT SUPT BRKT-OBDS
070007619	ASY-YOKE RESPOT	070002647	YOKE RESPOT ASY
070008327	BRKT-BALL IDLING	070007769	BRACKET WELDMENT
070008327	BRKT-BALL IDLING	610704014	KIT-BALL IDLING BRKT
070008907	W/I TAG#011242	090002450	BELT V-GUIDE FLAT 2IN.
070009800	M/P CHASSIS 110v-50/60 HZ	070003902	SUPER STAR MP CHASSIS 60HZ
070009801	Bracket PC Board MPU Chassis	620709802	Chassis-M/P less PC 110V-50/60
070009830	M/P CHASSIS 220-v 50/60HZ	070003901	M/P CHASSIS PLUS 220V 50 HZ
070009845	LAMP MODIFIED 240/50	090003801	PIT LIGHT-230V 50 HZ XL
070009846	LAMP MODIFD-120/60	000021652	PIT LIGHT ASY
070009849	LAMP ASY-PTLTE240/50	090003801	PIT LIGHT-230V 50 HZ XL
070009850	PC BD MP CHAS	070009860	MP BOARD WITH LED'S
070009851	PC BD-MP MK5	070009860	MP BOARD WITH LED'S
070009858	LAMP ASY-PTLTE120/60	000021652	PIT LIGHT ASY
070009868	SLOTD TRIP ROD/CAST ASY	090006668	TRIP STOP ROD AND SUPPORTING C
070009901	MP II CHASSIS WITH PINDICATION	630709802	Chassis-M/P 110V-50/60HZ
070011047	YOKE ASY LOWER	000024659	YOKE LOWER
070011049	ROD ASY (S6450)	090005259	ROD ASSY
070011201	KICKBACK ASY-LH LH	090004129	KICKPLATE WELDMENT LH/LHM 8290
070011202	KICKBACK ASY-RH RH	090004126	KICKPLATE WELDMENT RH/RHM 8290
070011227	CRANK ASY	070011037	CRANK ASY
070011331	WIRE ASY-SWEEP REVRS	070011330	KIT-Sweep Reverse MPU Chassis
070011333	JUMPER ASY	070011330	KIT-Sweep Reverse MPU Chassis
070011351	SPACER-LWR YOKE ASY	945091242	WSHR-1X1-1/2
070011528	ARM ASY WELDT RH	070011527	ARM ASSEMBLY RH
070011531	ARM ASY WELDT LH	070011530	ARM ASSEMBLY LH
070011633	DECAL-WARNING	070005614	DECAL-WARNING
070011752	CSTG-OILER BODY	000029201	OILER BODY
070011754	RELAY-115-230/50	610704141	KIT-RELAY+BRKT+INSTR
070011757	PRINTED CIRCUIT BOARD	070011758	PC BD-RELAY ASY
090002030	DISTRIBUTOR DRIVE HOUSING	090001130	DISTRIBUTOR DRIVE HOUSING
090002033	PIN	908048480	1/4 X 3.0 DOWEL PIN
090002035	DISTRIBUTOR DRIVE SHAFT ASSY L	090006103	DISTRIBUTOR DRIVE SHAFT ASSEMB
090002040	DIST DR SHFT ASY RH WIDE	090006102	DISTRIBUTOR DRIVE SHAFT ASSEMB
090003333	LEVER	090003377	SENSOR TARGET
090003411	BALL DOOR WELDMENT LH	070011005	DOOR WELD LH
090003412	BALL DOOR WELDMENT RH	070011006	DOOR WELD RH
090003501	GEAR MTR ASYBELH50HZ	090003528	50HZ BE RH MOTOR
090003504	GEAR MTR ASYBERH60HZ	090003514	GEARMOTOR-COMPLETE 60HZ RH BE
090003505	GEAR MTR ASYBELH60HZ	090003515	GEARMOTOR-COMPLETE 60HZ LH BE
090003506	GEAR MTR ASY BERH50HZ	090003529	50HZ LH BE MOTOR
090003510	GEARMOTOR-COMPLETE 50HZ COMBO	090003526	50HZ MTR/GEAR BOX ASY SM. PLUG
090003606	TABLE DRIVE ASSY	070001840	TABLE DRIVE ASY
090003675	MANAGERS CONTROL BOX 82-90	610903697	MANAGERS CONTROLL INSTALLATION
090003722	FRONT END ELECTRICAL BOX	090005827	UNIVERSAL FRONT-END BOX
090003723	PHOTOEYE TRIGGER ASSY	090003769	BALL DETECTOR CHASSIS DUAL W/S
090003767	F.E. MOTOR - 60HZ	090004547	MOTOR FE 60HZ.
090003768	F.E. MOTOR - 50HZ	090004548	MOTOR FE 50HZ.
090003903	STABILIZER LINK ASSY W/BUSHING	070003238	LINK ASY-SWP STABILZ
090004004	RH INNER SIDE BRACE	090005647	RH INNER SIDE BRACE

PART#	DESCRIPTION	CROSS REFERENCE PART #	CROSS REFERENCE DESCRIPTION
090004008	TABLE TORQUE TUBE	090005645	TORQUE TUBE
090004009	SWEEP ROCKER ARM	090004010	SWEEP ROCKER ARM WELD
090004101	DISTRIBUTOR MOUNT WELDMENT	090003112	DISTRIBUTOR MOUNT
090004170	BOUNCE BOARD ASSY RH	090005275	BOUNCE BOARD ASSEMBLY R.H.
090004171	BOUNCE BOARD ASSY LH	090005276	BOUNCE BOARD ASSEMBLY L.H.
090004210	TREADWELL RH	088001120	Even Machine Tread Plate
090004211	TREADWELL LH	088001121	Odd Machine Tread Plate
090004420	Ball Lift Guard	088001169	Screen Guard Kit
090004433	TAPERED BULLIT	070011018	BALL GUIDE
090004503	MOTOR-FRONT END 60 HZ	090003532	FRONT END MOTOR 60HZ
090004508	MOTOR-FRONT END 50 HZ	090004548	MOTOR FE 50HZ.
090004510	MOTOR-BACK END 60 HZ	090003766	B/E MOTOR 60HZ
090004773	ASSY,KEYPAD,MCA,W/O DISPLAY	090004800	KEYPAD
090005055	SLEEVE	070006676	SLEEVE-DIST.DRIVE
090005107	PIN ELEVATOR ROLLER	090007327	PIN ELEVATOR ROLLER
090005109	ROLLER	090007327	PIN ELEVATOR ROLLER
090005116	CLEAT-PIN HOLDER RH	000025331	BRKT-PIN HOLD RH
090005117	CLEAT-PIN HOLDER LH	000025330	Bracket-Pin Hold LH
090005119	SHOULDER BOLTS 3/4 X 1 1/2 SOC	880781240	SHOULDER BOLT 3/4X1 1/2
090005170	BOUNCE BOARD RF	090005270	PHENOLIC BOUNCE BOARD FRONT R.
090005172	BOUNCE BOARD RR	090005272	PHENOLIC BOUNCE BOARD REAR R.H
090005173	BOUNCE BOARD LR	090005273	PHENOLIC BOUNCE BOARD REAR L.H
090005551	SPRING COUNTER	000022782	SPRING COUNTER BAL
090005644	CB SPRING	090005662	CB SPRING
090005700	82/90 XL CHASSIS - 115 VOLT	090008965	90XL Pinspotter Control Chassi
090005700	82/90 XL CHASSIS - 115 VOLT	620905700	82/90 XL Chassis - 115 Volt
090005705	82/90 XL CHASSIS 230 VOLT	620905705	82/90 XL Chassis 230 Volt
090005764	CHASSIS XL 230V	090005769	CHASSIS 82-90 220V CE Complian
090005764	CHASSIS XL 230V	620905764	Chassis XL 230 Volt
090005765	FRONT END BOX S/F	090005827	UNIVERSAL FRONT-END BOX
090005765	FRONT END BOX S/F	620905765	Front End Box S/F
090005775	FRONT END BOX PINDICATION	090005827	UNIVERSAL FRONT-END BOX
090005776	TRANSFORMER ASSY	232009116	TRANSFORMER 50/60 CYCLE
090005900	EPROM, 8290 XL CHASSIS	090005907	EPROM, 8800 GOLD CHASSIS
090007092	FRAME KICKBACK SUPPORT	090007458	KICKBACK SUPPORT FRAME
090007144	BEARING D-BORE 9 BALL	070011797	BRG BALL-D BORE, 8 BALL
090007197	DOOR RING METAL RH	070011642	URETHANE BALL DOOR - RH
090007201	DOOR RING METAL LH	070011641	URETHANE BALL DOOR - LH
090007261	LINKAGE DAMPENER	090007334	HBR DAMPENER
090007274	ROD LOWER WELDMENT	090007461	ROD LOWER
090008864	CHASSIS 8800 230V	090008869	CHASSIS 8800 GOLD 220V CE COMP
090008864	CHASSIS 8800 230V	620908864	Chassis 8800 230 Volt
090008875	CLUTCH ASY (5177)	090008870	CLUTCH ASSEMBLY KIT
120001022	PLATE-CONT UNIT RDRY	120001023	GASKET BASE WELDMENT
120001082	SPACER- PHOTOCL WIRE	120001083	PHOTOCELL WIRING ASY
145005558	LATCH GUARD	145005507	LOCK & KEY ASY
190001557	FUSE RECEPTACLE	000021728	FUSE RECPTCLE CIRCLE F 266
190001561	MTR-1/4 HP 120/50	752004009	Motor 1/4HP 220v 50Hz
190001562	MTR-1/4 HP 220/50	752004009	Motor 1/4HP 220v 50Hz
208111218	MTR ASY-MO 4 RETURN	000022068	MTR-PATTERN
208111219	MTR ASY-120V50HZ	752004009	Motor 1/4HP 220v 50Hz
208111220	MTR ASY-240V50HZ	752004009	Motor 1/4HP 220v 50Hz
209001039	HOLDER-DRNK HLDR ASY	209001040	HOLDER ASY
218002608	VOLTAGE ARRESTOR 120 V ONLY	218003209	UNIVERSAL AC SURGE SUPPRESSOR
218003118	TIME DELAY MODULE	218003157	P.C. Board Time Delay
218003152	PC BD-TME DELY MDULE	218003157	P.C. Board Time Delay
218003154	PC BD-BARE MOTHER	522183157	Assembly Time Delay Module
218003155	PC BD-MTHR TIME DELY	522183157	Assembly Time Delay Module
218003156	TIME DELAY MODULE	218003157	P.C. Board Time Delay
218003208	Voltage Arrestor 230 Volt	218003209	UNIVERSAL AC SURGE SUPPRESSOR
231001033	PCBA - CPU BOARD	522311033	Printed Circuit Board CPU

CROSS REFERENCE LIST

PART#	DESCRIPTION	CROSS REFERENCE PART #	CROSS REFERENCE DESCRIPTION
231001035	Printed Circuit Board	522311035	Printed Circuit Board
231001037	Printed Circuit Board A	522311037	Printed Circuit Board
231001061	DISPLAY POLE ASY	522311061	DISPLAY POLE
231001068	CASH DRAWER ASY	231001638	CASH DRAWER ADVANTAGE ASY
231001120	LIU - W/O BOARDS	522311120	LIU Without Boards
231001177	RECAP SHT 4PRT-ADVAN (1,600/BX	290001145	LEAGUE RECORD FORM 1,600/BOX
231001540	PRINTER-TICKET/VALIDATOR	290003085	Receipt/Journal Printer 115/23
231001540	PRINTER-TICKET/VALIDATOR	522903022	Receipt/Journal/Val. Printer
232001060	PC BD-BOWLR TERM	232006156	PC BD-BWL TRM
232005055	PC BD-EMC PCB	522325055	PC BD-EMC-REBUILT
232005085	PC BD-LOGIC M2 CONV	522325085	PC BD-LOGIC M2 CONV
232007054	CBL-MNTR/MNTR ASC+OBS	232008194	CABLE ASSY, MNTR TO MNTR CNTRL
232007090	EPROM MODUL ASC+ ENG	232007265	EPROM MODULE, ENGLISH/PIND PRO
232007101	KEYBOARD, B/T CONSOLE-FLAT	612320812	KEYBOARD REPLACEMENT CONCEPT '
232007102	INSERT-OPER INSTR	232007114	AS+ KEYBOARD INSTRUCTIONS SHEE
232007110	PC BD-BOWLER TERMINAL	522327110	PC BD-BOWLER TERMINAL
232007150	CWC,A/S+ 115V 50/60HZ	522327150	CWC,A/S+ 115V 50/60HZ
232007275	ACCUSCORE + 8230 PWR CNTRL/RPO	232007346	RPO 8230 POWER CONTROL
232007320	MONITOR 27" COLOR,NTSC,ZENITH	522327320	27" COLOR MNTR-ZENITH
232007350	CWC 115V / 230V	522327350	CWC 115V / 230V
232007360	ASSEMBLY VIDEO DIST. AMP - 115	232007510	VIDEO DIST. AMPLIFIER 115/230V
232007425	Monitor 25" Color, WG	522327425	Monitor - 25" - WG
232008056	MONITOR 27" NTSC, WELLS - C'90	522328518	MONITOR 27" COLOR, WELLS
232008057	MONITOR 27" COLOR, NTSC, ZENIT	522328057	27" Zenith Monitor NTSC/RGB
232008146	CBL ASSY MNTR PWR WELLS 230V	232008276	COVER RIGHT SIDE 27" MONITOR
232008147	CABLE ASSY, SPEAKER	232008277	COVER LEFT SIDE 27" MONITOR
232008295	Final Asy VSplit Chassis	522328295	Final Asy V Split Chassis
232008300	Asy EPROM English Dual Monitor	522328300	EPROM English Lowboy
232008338	ASSEMBLY - GEAR UNIT BRUNSWICK	232008990	ASSEMBLY - TIMING GEAR INTERFA
232008465	SUB-ASSEMBLY MONITOR BEZEL/COV	232008581	COVER/BEZEL SPECIAL DUAL MODEL
232008518	MONITOR 27" WELLS-2 W/HANGER	522328518	MONITOR 27" COLOR, WELLS
232008527	Asy EPROM Card 40 Frame Game	522328527	Asy EPROM Card 40 Frame Game
232008636	Monitor 25" Wells RGB ONLY 115	522328636	Monitor 25" Wells RGB 115V
232008680	PCB Bowler Terminal	286001050	Board PCB Bowler Terminal
232008680	PCB Bowler Terminal	522328680	PCB Bowler Terminal
232008705	CAMERA INTERFACE BD. ACCUSCORE	522328705	Camera Interface Bd. Accuscore
232008720	ASSY - MACHINE INTERFACE PC. B	522328720	P.C.B. M.I. ACCUSCORE XL
232008730	ASSEMBLY CAMERA INTERFACE - UN	522441165	Camera Assy Underlane
232008760	Final Asy Control w/Floppy Dr	232009200	Final Asy Control W/Floppy Dr
232008760	Final Asy Control w/Floppy Dr	522328760	Final Asy Control w/Floppy Dr
232008775	ASSEMBLY AC BOX	232008780	Assembly PCB A.C. Box
232008779	SCORING UNIT AC INPUT CABLE	286002233	AC Input Cable Scoring Unit
232008781	Drill and Trim P.C. Board A.C	232008780	Assembly PCB A.C. Box
232008840	Final Asy with Floppy Adapter	522328840	Final Asy with Floppy Adapter
232008840	Final Asy with Floppy Adapter	522329060	Assembly Scorer Controller
232008845	Final Asy w/Floppy Adapter	522328845	Final Asy w/Floppy Adapter
232008855	ASSY MONITOR 27" WELLS GARDNER	522328855	Monitor 27" Wells Gardner
232008862	CABLE ASSY AC BOARD CONTROLLER	286001107	"Y" Adaptor Cable
232008885	Asy Control Desk Interface	522328885	Asy Control Desk Interface
232008918	REPEATER MULTIPOST - 110 VAC	232009298	Repeater 8 Port w/AUI
232008919	REPEATER MULTIPOST - 230 VAC	232009298	Repeater 8 Port w/AUI
232009005	Assy FAN 120v	232009225	Universal Fan Assembly
232009015	ASSEMBLY AMPLIFIER VGA 2500XL	522329015	VGA AMPLIFIER
232009060	Assembly Scorer Controller	522329060	Assembly Scorer Controller
232009060	Assembly Scorer Controller	522329290	CPU Chassis Asy w/o TV Options
232009105	ASSY FAN 230V	232009225	Universal Fan Assembly
232009270	BOSS Scorer Controller W/O Tun	522329290	CPU Chassis Asy w/o TV Options
232009290	CPU Chassis Asy W/O TV Options	522329290	CPU Chassis Asy w/o TV Options
232009297	REPEATER 4 PORT w/AUI	232009298	Repeater 8 Port w/AUI
232009320	CPU Chassis Asy w/Amplif w/oTV	522329320	CPU Chassis Asy w/Amplif WO TV
232009325	Boss CPU Chassis Assembly	522329355-06	Boss CPU W/2 Amplifr With TV

PART#	DESCRIPTION	CROSS REFERENCE PART #	CROSS REFERENCE DESCRIPTION
233001000	ARRAY STRIP-ACCUSNC	522331000	ARRAY STRIP - ACCUSONIC
234001001	PC BD-84 BL RET	234001002	ASY-PC BD 84 BALL RET
234001148	ASY-TIRE,84 B RET	234001372	TIRE ASY-SEMI PNEUMC
234001158	ASY-MTRBLWR-120V5060	252001066	BLOWER FAN ASSY 50 HZ. 110/220
234001162	ASY Motor Blower 240V50/60	252001066	BLOWER FAN ASSY 50 HZ. 110/220
234001163	ASY-MTR&CBL 120V60HZ	252001066	BLOWER FAN ASSY 50 HZ. 110/220
234001164	ASY-MTR&CBL 240V50HZ	752004009	Motor 1/4HP 220v 50Hz
234001169	RCPTCL-DUPLEX84BRET	000024822	OUTLET DUPLEX HUBBELL 5252
234001170	ASY TRNSFRMR 84 BALL RET	762009020	TRSFMR 115/230 50/60
234001227	LABEL-CAUTION	250001074	DECAL KEEP HANDS AWAY
234001264	BRKT-SWTC FILLER RH	612342004	KIT-PIT SIGNAL SWTC
236001794	PCBD-STR/FOUL S&T	612362068	PCBD STK/FL W/O ELEC
236001795	PCBD-STR/FOUL S/A	612362068	PCBD STK/FL W/O ELEC
238001325	EPROM Module Asy English Prog	522381325	EPROM Module Asy English Prog
238001352	TERMINAL, 230VAC (SHIP W/23800	290005016	TERMINAL WY520 120-240V AC 50
244001000	PINSENSOR	522441130	Camera Underlane Standard Time
244001008	HOOD,PROTECTIVE AMF-DARK FAWN	244001007	PINSENSOR HOOD - GRAY
244001020	ALINMNT KIT-PINSENSE	612320715	ALIGNMENT KIT
244001030	ASSEMBLY ADAPTER BOX	244001075	FINAL ASSEMBLY ACCUCAM DUAL CA
244001061	BALL DETECTOR DUAL HEAD,BRUNS	244001059	BALL DETECTOR BRUNSWICK
244001072	SPARE REFLECTOR KIT	244001121	SPARE REFLECTOR KIT 3" REFLECT
244001122	ACCUCAM XL,OL,O TIME DELAY WIT	244001155	Camera Overlane
244001125	Camera Underlane Standard Time	522441125	Camera Underlane Standard Time
244001125	Camera Underlane Standard Time	522441130	Camera Underlane Standard Time
244001130	Camera Underlane Standard Time	522441130	Camera Underlane Standard Time
244001135	Camera Standard Overlane	522441135	Camera Standard Overlane
244001140	Camera Underlane Asy	522441140	Camera Underlane Asy
244001140	Camera Underlane Asy	522441165	Camera Assy Underlane
244001165	Camera Assy Underlane	522441165	Camera Assy Underlane
244001170	Camera Assy Overlane	232009510	AccuCam Camera Asy
244001170	Camera Assy Overlane	522441170	Camera Assy Overlane
244001175	Accucam XL Camera UnderlaneMod	232009510	AccuCam Camera Asy
245001011	HINGE	260001064	HINGE LOWER NCP MASK
246001001	ASSY FOUL DETECTOR	612460010	RADARAY Plus Univ Install Kit
246001003	REFLECTOR ASS'Y	612460007	KIT/FOUL DETECTOR REFLECTOR
246001011	RAD & CHAS W/LED & COV	612460010	RADARAY Plus Univ Install Kit
246001012	RADARAY PLUS CHASSIS	612460008	RADARAY Plus Chassis
246001048	COVER ASSY REFLECTOR	612460007	KIT/FOUL DETECTOR REFLECTOR
246029006	RADARAY COVERASY-NOLEDS	246001015	COVER ASSY RADARAY+ WITH LED
248001455	LOGO STRIPE/C90 SEAT CUSTOM	250001855	C90 GLOW SEAT STRIPE SKYBLUE
248001465	C90 SEAT STRIPE - RED	250001855	C90 GLOW SEAT STRIPE SKYBLUE
248001466	C90 SEAT STRIPE - TEAL	250001855	C90 GLOW SEAT STRIPE SKYBLUE
248001467	C90 SEAT STRIPE - TURQUOISE	250001855	C90 GLOW SEAT STRIPE SKYBLUE
248001468	C90 SEAT STRIPE - BLUE	250001855	C90 GLOW SEAT STRIPE SKYBLUE
248001470	C90 SEAT STRIPE - SKY BLUE	250001855	C90 GLOW SEAT STRIPE SKYBLUE
248001471	C90 SEAT STRIPE - MAROON	250001855	C90 GLOW SEAT STRIPE SKYBLUE
248001472	C90 SEAT STRIPE - RED/ORANGE	250001855	C90 GLOW SEAT STRIPE SKYBLUE
248001553	C90 SEAT STRIPE, MAGENTA	250001855	C90 GLOW SEAT STRIPE SKYBLUE
248001555	C90 SEAT STRIPE, SEAFOAM	250001855	C90 GLOW SEAT STRIPE SKYBLUE
249001004	POWER SUPPLY PS-24N 230V ONLY	614286042	Kit,Intercom 120V/240V
249001019	Power Supply, 120V/240V	614286042	Kit,Intercom 120V/240V
250001006	TRANSITION BRACKET S.A.	250001119	TRANSITION BRACKET
250001011	IDLER S.A.(CBL-A11)	250001085	IDLER PULLEY (VA 3001)
250001040	MOTOR 50\60 HZ. (02-216)	250001116	MOTOR ASSEMBLY
250001206	FUSE HOLDER ASSY 125V 10AMP	000029855	FUSE HOLDER
250001207	10TH FRAME SWITCH RUBBER KEY P	250002140	10th FRAME SWITCH, SMARTPATH(M
250001435	TRANSITION BRACKET	250001119	TRANSITION BRACKET
250001488	BALL PREDIRECTOR	250001669	BALL DIRECTOR
250001495	BLOWER	252001066	BLOWER FAN ASSY 50 HZ. 110/220
250001497	WEAR SLEEVE, REPLACEMENT	250002037	WEAR SLEEVE CENTER TUBE
250001721	10TH FRAME SWITCH ASSY TO B/R	250001205	TENTH FRAME SWITCH ASSY.

CROSS REFERENCE LIST

PART#	DESCRIPTION	CROSS REFERENCE PART #	CROSS REFERENCE DESCRIPTION
250001777	FAN 5 IN - 230 VOLT	250001791	CROUZET 230V FAN, 5 IN
250001792	BOMAX FAN DUAL VOLTAGE	250001122	BOMAX FAN DUAL VOLTAGE
250002036	WEAR SLEEVE OUTER TUBE	252001122	COVER,RAIL INNER GLOW STRIPE
250002083	Hood Stripe Blue LH GEN II	250001855	C90 GLOW SEAT STRIPE SKYBLUE
250004060	V-WHEEL	250001236	V WHEEL OPTIONS
252001021	PAINTED BLOWER HOUSING OPTIONS	252001086	BLOWER HOUSING
252001024	BLOWER,HAND DRIER ASSEMBLY	252001066	BLOWER FAN ASSY 50 HZ. 110/220
252001040	LATCH,HOOD ASSEMBLY	252001082	LATCH ASSEMBLY
285000000	Windows NT Workstation PC BLAN	285000252	Boss Front Desk PC
285000001	Keyboard, Programmable	285000224	PREH KEYBOARD WITH MSR
285000001	Keyboard, Programmable	522850019	Keyboard Assembly,Programmable
285000004	UPS 230V SU420 Inet	522850004	UPS 230V SU420 Inet
285000019	Keyboard Assembly,Programmable	285000224	PREH KEYBOARD WITH MSR
285000019	Keyboard Assembly,Programmable	522850019	Keyboard Assembly,Programmable
285000034	BOSS Server	522850125	Boss Server PC
285000140	Boss Front Desk PC	285000252	Boss Front Desk PC
286001011	Monitor Assembly 14" BOSS Scor	286001011WG	Monitor Asy 14" Wells Gardner
286001021	Bezel, Bowler's Terminal	286002027	Front Cover, Options BT
286001038	Monitor 27" BOSS Scoring	286002241	Monitor 27" BOSS Digital
286001039	Monitor 33" BOSS Scoring	286002051	Monitor Overhead 33"
286001089	Keyboard, BOSS Scoring, Icon	286001189	BOSS Glow Keyboard
286002010	LCD Display Assembly *OBSOLETE	286001135	LCD Display
286002125	MONITOR OVERHEAD 27"	286002242	27" Overhead Monitor Digital
286002125	MONITOR OVERHEAD 27"	522862125	MONITOR OVERHEAD 27"
290001018	REV A-RS485 BOARD FOR ADVANTAG	522901018	RS 485 PCB QUAD TECH Board
290001023	MONITOR, WY-530, 115/230V	285000005	Monitor, SVGA, 14"
290001043	LIU ADAPTER - 115V	290001125	RS422 CHASSIS 115/230V
290001130	RS422 CHASSIS 230V	290001125	RS422 CHASSIS 115/230V
290001164	POWER SUPPLY UNINTERRUPTABLE 1	285000003	Uninterruptible Power Supply, 1
290002019	ASSEMBLY - COMPUTONE BD W/8 PO	290004055	Asy Intelliport BD W/8 Port S
290002023	MONITOR, VGA MONOCHROME	285000005	Monitor, SVGA, 14"
290002024	KEYBOARD, 101/102 ENHANCED AT	522902024	KEYBOARD, 101/102 ENHANCED AT
290003022	RECEIPT/JOURNAL/VAL. PRINTER,	290003085	Receipt/Journal Printer 115/23
290003022	RECEIPT/JOURNAL/VAL. PRINTER,	522903022	Receipt/Journal/Val. Printer
290006026	OBSOLETE use -133	522906026	Computer Pentium
294006012	ECOCLEAN LANE CLNR 2X2.5 GAL	294006021	FORM 388 ALL PUR CLNR 2X2.5 G
294006014	ECOCLEAN LANE CLNR 30 GAL DRUM	294006022	FORM ALL PUR 388 CLNR 30 G DRM
294007045	QDT URETHANE TOP COAT 5 GAL	294007057	UV QDT URETHANE TOP COAT 5 GAL
294007046	H S URETHANE TOP COAT 5 GAL	294007057	UV QDT URETHANE TOP COAT 5 GAL
294007047	100% SOLIDS TOP COAT 8 KTS/CTN	294007054	UV 100% SLDS TOP COAT 8 KT/CTN
294007048	WATER BASED TOP COAT 5 GAL	294007074	UV WATER BASED TOP COAT 5 GAL
294007051	EASY BASE COAT, 1 KIT/CARTON	294007084	UV EASYMU, 1 KIT/CARTON
294007052	EAST TOP COAT 1 KIT/CARTON	294007084	UV EASYMU, 1 KIT/CARTON
294007053	FORMULAMU, 8 KITS/CARTON	294007085	UV FORMULAMU, 8 KITS/CARTON
294007055	UV EASY TOP COAT, 1 KIT/CTN	294007084	UV EASYMU, 1 KIT/CARTON
294007056	UV HS URETHANE TOP COAT 5 GAL	294007057	UV QDT URETHANE TOP COAT 5 GAL
294007083	EASYMU, 1 KIT/CARTON	294007084	UV EASYMU, 1 KIT/CARTON
294007087	APPRCH PROTECT PAPR 36"X780'RO	610700917	PAPER-LANE PROTECT 42 x 320 RL
294028240	POWER CORD, HVO SUMMIT, 110V	294002089	12/3 POWER CORD,110V
294028241	POWER CORD, HVO SUMMIT, 220V	294002115	14/3 POWER CORD,220V
294080016	MINI VISFLO STARTER KIT	294006039	VISFLO 12.7,LOW VIS, 4 X 1 GAL
300000168	SWEEP BAR MTG ASY	300000182	SWEEP BAR & CAP ASY
300000170	BRKT-SWEEP MTG RH	000023170	STEEL SWEEP RH BRKT MTG
300000171	BRKT-SWEEP MTG LH	000023171	STEEL SWEEP MTG BRKT LH
510026753	BELT-CARPET	090006124	CARPET BELT PUMPKIN/TAN
512183118	TIME DELAY MODULE	218003157	P.C. Board Time Delay
512183152	PC BD-TIME DELAY MOD	218003157	P.C. Board Time Delay
512183155	PC MTHR BD-TIME DELY	522183157	Assembly Time Delay Module
512322087	KEYBRD-CONFIGURED-	232002087	KEYBRD ASY-ACCUSCR
512325045	PC BD-MPU VIDEOGRAPH	522325045	PC BD-MPU VIDEOGRAPH-REBUILT
512325055	PC BD-EMC	522325055	PC BD-EMC-REBUILT

PART#	DESCRIPTION	CROSS REFERENCE PART #	CROSS REFERENCE DESCRIPTION
512325085	PC BD-LOGIC CONV M2	522325085	PC BD-LOGIC M2 CONV
512326156	PC BD-BWL TERM 85	232006156	PC BD-BWL TRM
512331535	PC BD-ACCUSONIC	522331535	PCB ASY,ACCUSONIC
520316525	REB-CONVERE 30 MPCHAS	520316526	REBUILT 82/30 MP
520705657	MTR REBUILT 14.5 RPM GE	520701702	Motor F/E GE Receptacle Asy
520707689	MTR-COMB 115/50	070006219	COMBO WEST 50HZ MOTOR 115/220
520707691	MTR-BE RH 115/50	070006212	RH WEST 50HZ MOTOR 115/220
520707692	MTR-BE LH 115/50	070006211	LH WEST 50HZ MOTOR 115/220
520709840	PC BD MP W/ SLOTS	070009860	MP BOARD WITH LED'S
520904501	GEARBOX BE RH 60 HZ	620904501	Gearbox B/E RH 60 HZ
520904504	GEARBOX FRONT END 60 H	620904504	GEARBOX F/E 60HZ
520904509	GEARBOX-FRONT END 50 H	620904509	REBUILT GEARBOX F/E 50 HZ
522321060	PC BD-BOWLER TERM	522326156	PC BD-BOWLR TERM 85
522328730	CAMERA - ACCUSCORE XL	522441140	Camera Underlane Asy
522328742	ASY - MONITOR 27" EYGO	522328855	Monitor 27" Wells Gardner
522328935	XL Camera Overlane	522441145	AccuCam Camera Asy Overlane
522441000	Optical Pinsense Unit	522441130	Camera Underlane Standard Time
522441090	Camera - Overlane - C'90	522441135	Camera Standard Overlane
522461012	RADARAY+ CHASS-REB.	612460008	RADARAY Plus Chassis
523016526	120V-60HZ-MP CHASSIS REB	520316526	REBUILT 82/30 MP
526109076	BALL TRIGGER REBUILT	620900076	BALL TRIGGER KIT W/SPEED 3" RE
530021645	LEVER ASY-SWITCH	000021645	LEVER ASY-SWITCH
530021914	CHANNEL	000021914	Channel - Bounce Board
530022099	BELT-V PITCH LT 1133	000022099	BELT-V PITCH LT 1133
530022193	ROLLER IDLER	000022193	ROLLER IDLER
530022770	PAD CUSH SPNGE RUBBER	000022770	PAD CUSH SPNGE RUBBR
530022782	SPRING COUNTER BAL	000022782	SPRING COUNTER BAL
530022914	W/I TAG#010982	000022924BG	SUPPORT Bag(10)
530022924	SUPPORT	000022924BG	SUPPORT Bag(10)
530023465	SUPPORT WELDMENT	000023465	SUPPORT WELDMENT - LH
530023650	SPRNG-LH WND RH SIDE	000023650	SPRNG-LH WND RH SIDE
530024512	SPRING	000024512	SPRNG LH PIN EJECTOR
530024612	PAD-STARTER	000024612	PAD-STARTER
530024624	SEGMENT-BACK RH MACH-USED	000024624	SEGMENT-BACK RH MACH
530024715	PLUG-HUBBELL CON	000024715	PLUG HUBBELL CONCTR 7464
530024736	BRG .375 X .875 X .281	000024736	BRG .375X.875X.281
530024981	BRG MATCHED PAIR	000024981	Bearing MATCHED PAIR
530025005	ROD END	000025005	END FITTING (AML-7-G-8)
530026043	SWITCH-MICRO	000026043	SWITCH-MICRO (BZ-2RD-41-D74)
530026401	SHAFT	000026401	SHAFT
530026445	PIN CURTAIN RH-LH	000026445	PIN CURTAIN RH-LH
530026446	ROD END	000026446	ROD END (AF-6-G-8)
530026458	SHEAVE-CARPET ROLLER	000026458	SHEAVE-CARPET ROLLER
530026753	BELT-CARPET	090006124	CARPET BELT PUMPKIN/TAN
530026836	TRSFMR 115-60	000026836	TRSFMR 115-60
530027390	HOUSING	000027390	DISTRIBUTOR DRIVE HOUSING
530027731	LAMP-PINDICATOR	000027731	LAMP-PINDICATOR
530028237	SPRING	000028237	SPRING ASSY
530028238	FRICTION PLATE CAM -USED	000028242	FRICTION PLATE CAM - BRASS
530029608	SHAFT-SHEAVE	000029608	SHAFT-SHEAVE
530029661	SHOCK ABSORBER-USED	000029661	SHOCK ABSORBER
530029683	RACE-CLTCH BRG	090003401	CLUTCH RACE - LONG
530029925	BOUNCE PLATE FRNT LH	090005271	PHENOLIC BOUNCE BOARD FRONT L.
530301119	CAM FOLLOWER-USED	030001119	CAM FOLLOWER
530301232	GEAR-DRIVEN ASY	030001232	DRIVE GEAR ASY
530301387	ROD-CONNECTING	030001387	ROD-CONNECTING
530301420	LINK-CUP ACTUATING	030001420	LINK-CUP ACTUATING
530302197	SHAFT DRIVE	030002197	SHAFT DRIVE
530304751	BRG .7500X1.66250	030004751	BRG .7500X1.66250
530305064	DEFLECTOR PIN 1	030005064	DEFLECTOR PIN 1
530305923	RELAY GE	030005923	RELAY G E

CROSS REFERENCE LIST

PART#	DESCRIPTION	CROSS REFERENCE PART #	CROSS REFERENCE DESCRIPTION
530306017	W/I TAG#010960	030006017	BELT-V
530306540	TRSFMR 115 50/60	030006540	TRSFMR 115 50/60
530306732	CHANNEL-SWEEP	610700150	SWEEP KIT - P/S PAIR
530306733	SHIELD-SWEEP	610700150	SWEEP KIT - P/S PAIR
530307568	RELAY	030007568	RELAY **CSR NOTE**
530308308	PIN-PIVOT FNGR-TOGGLE-USED	030008309	BRKT-SHORT TRACK SUP
530308541	SEGMENT	030008541	GEAR TRAIN-SEGMENT
530308670	PULLEY	030008670	PULLEY
530308780	SHAFT-LOWER	030008780	SHAFT-LOWER
530701261	W/I TAG#010750	070011288	ROD-CURTAIN
530701840	TABLE DRIVE ASY	070001840	TABLE DRIVE ASY
530702175	SHAFT	070002175	SHAFT
530702603	LEVER OUTER YOKE- USED	070002603	LEVER OUTER YOKE
530703162	CNECT ROD ASY MTR	070003162	CNECT ROD ASY MTR
530704042	MTR-BE.LH.WEST CORE	630704042	MOTOR BACKEND WEST LH
530704043	MTR-BE.RH.WEST CORE	630704043	MOTOR BACK END WEST RH
530704052	MTR-12.1 WEST CORE	630704052	Motor F/E West
530705666	CIRC BREAKTEX 785478	070005666	CIRC BREAKTEX 785478
530706048	BLT-DISTRIBUTOR	070006757	BELT-DISTRIBUTOR
530706061	SHAFT-CAM SUPT-DIST.	070006061	SHAFT-CAM SUPT-DIST.
530706293	CNECT ROD ASY SHUTLE	090005263	CONNECT ROD ASSY SHUTTLE
530706427	CAM ASY-SHUTTLE ASY	070006427	CAM ASY-SHUTTLE ASY
530706746	SHAFT-LOWER	070006746	SHAFT-LOWER
530706747	SHAFT UPPER	610900711	STRAIGHT SHFT&SPACER KIT UPPER
530904501	GEARBOX BERH 60HZ	630904501	Gearbox BE RH 60HZ
530904502	GEARBOX BELH 60HZ	630904502	Gearbox BE LH 60HZ
530904504	GEARBOX FRONT END 60 HZ	630904504	GEARBOX FRONT END 60 HZ
530904507	GEARBOX BELH 50HZ	630904507	Gearbox BE LH 50HZ
530904509	GEARBOX-FRONT END 50 HZ	630904509	GEARBOX-FRONT END 50 HZ
532461002	USED-RADARAY PLUS CHS	620460008	RADARAY+/Chassis Replace Kit -
550707690	MTR-CMBO NATL AS-IS	520707690	MTR-CMB 12.1 NTL
550707693	MTR-RH BE NTL AS-IS	520707693	MTR-BE RH NTL
550707694	MTR-LH BE NTL AS-IS	520707694	MTR-BE LH NTL
610007002	MAN-MASK MD4 70INST	610007003	MAN-MASK MD4 30INST
610007041	82-70 PINSPOTTER CATALOG	610007044	2002 Pinspotter Parts Catalog
610009001	82-90XL PINSPOTTER MANUAL	610900010	R/C 90 XL ENG 60Hz MANUAL SET
610305079	SHIELD-SWEEP 30 CLR	610700150	SWEEP KIT - P/S PAIR
610494773	Gutter Adaptor Block LL	610490238	KIT, UNIV GUTTER TRANS BLOCK
610494783	Gutter Adaptor Block LR	610490238	KIT, UNIV GUTTER TRANS BLOCK
610494793	Gutter Adaptor Block RL	610490238	KIT, UNIV GUTTER TRANS BLOCK
610494803	Gutter Adaptor Block RR	610490238	KIT, UNIV GUTTER TRANS BLOCK
610700089	SHIELD-SWP LH 70 CLR	610700150	SWEEP KIT - P/S PAIR
610700099	CHANNEL-SWP 70 CLR	610700150	SWEEP KIT - P/S PAIR
610700121	SHP CRTN LT BALL SNS	610700122	SHP CRTN LT BALL SNS
610704018	KIT-U/L WIRE HARN.LH	070011800	HRNESS LH-C1 & C2A
610704019	KIT-U/L WIRE HARN.RH	070011801	HRNESS RH-C1 & C2A
610704047	TRANSISTOR REP KIT	762502034	TRNSTR-MPS 2222
610704142	KIT-RELAY+BRKT+INSTR	610704141	KIT-RELAY+BRKT+INSTR
610707713	Torque Tube Replacement Kit	610704003	TORQ TUBE+YOK CNV KT
610709802	MP CHAS LESS PC 60HZ	070003902	SUPER STAR MP CHASSIS 60HZ
610709802	MP CHAS LESS PC 60HZ	620709802	Chassis-M/P less PC 110V-50/60
610709803	CHAS MP LESS BDS50HZ	070003901	M/P CHASSIS PLUS 220V 50 HZ
610709810	BETTER BUSINESS	610709870	XOP - BOARD
610900023	BALL TRIGGER INSTALLATION KIT	610900076	BALL TRIGGER KIT W/SPEED 3"
610900220	MODEL 70 CLUTCH KIT	612700001	CLUTCH KIT 82-70
610903693	MANAGERS CONTROL INSTALLATION	610903697	MANAGERS CONTROLL INSTALLATION
610905700	MANAGER CONTROL BOX KIT 82-90	610905716	MCU BOX KIT W/RAISED KEYPAD
612081017	KIT-SPRNG MTG INST	208111254	SPRING MOUNTING ASY
612320712	KEYBOARD REPLACEMENT AS+	612320812	KEYBOARD REPLACEMENT CONCEPT '
612320980	MNTR CNTRL PCB - C'90 ASSY.	232008080	Monitor Control PC Board Asy
612320981	PC BD-BWLR TERM	522327110	PC BD-BOWLER TERMINAL

PART#	DESCRIPTION	CROSS REFERENCE PART #	CROSS REFERENCE DESCRIPTION
612321344	Parts Kit Required if Sending	610490238	KIT, UNIV GUTTER TRANS BLOCK
612321346	Is this going with A MOD ALLIA	610490238	KIT, UNIV GUTTER TRANS BLOCK
612321463	Use 612321447	612321447	Rail Upgrade Kit
612362067	PCBD-STK/FL ELEC	612362068	PCBD STK/FL W/O ELEC
612457512	SPECTRUM BALL DRILL KIT-	610457512	BALL DRILLER 60HZ-EXPANDED KIT
612457513	SPECTRUM BALL DRILL KIT-	610457513	BALL DRILLER 50HZ-EXPANDED KIT
612460002	RADARAY PLUS	612460010	RADARAY Plus Univ Install Kit
612460006	KIT ASSY/FOUL DETECTOR UNIT	612460010	RADARAY Plus Univ Install Kit
612460030	RADARAY PLUS (Domestic Only)	612460010	RADARAY Plus Univ Install Kit
612850100	Manual Client Server V.6 Engli	612321487-01	Manual C/S Users English V.8
612900099	Procedures Fan Blade	610900099	FAN REPAIR KIT INST. SHEET
620457502	BALL DRILL MACH	610457502	BALL DRILLER 60 HZ 2500
620704053	MTR-14.5 WEST.-REBUILT	620704052	MOTOR COMBO 60CY
620709803	CHASSIS-MP 50 HZ LESS	070003901	M/P CHASSIS PLUS 220V 50 HZ
650704042	MTR-BE LH WEST AS-IS	620704042	MOTOR BACKEND LH 60CY
650704043	MTR-BE RH WEST AS-IS	620704043	MOTOR BACKEND RH 60CY
650704052	MTR-12.1 WEST AS-IS	620704052	MOTOR COMBO 60CY
701021009	MOR\TOR BEARING, OPE	701021010	BRG BL .6693X1.5748
701212001	BRG-NEEDLE ROLLER	030007259	BRG TH SET OF FOUR
701524080	BRG SL.753X1X1 "LG	900112161BG	BRG SL .753 x 1 Bag(5)
702508003	BELT FLAT 1/8X2 3/4	070006757	BELT-DISTRIBUTOR
702508004	BLT-FLAT1/8X3 1/2	030005677	82-30 DIST BLT-NITRILE
710502011	GREASE FITTING	710501013	GREASE FITTING
715010400	LUBE-B.GARD-2 BULK	715010307	LUBE-SOHIO*2 1LB
715010407	LUBE-SOHIO*78 1LB-OBSOLETE SEE	715010307	LUBE-SOHIO*2 1LB
715010507	LUBE-SOHITRAN*2 1LB	715010307	LUBE-SOHIO*2 1LB
716501013	SEAL-OIL OP SHAFT	716503020	SEAL-OIL NATIONAL#472164
716504018	SPIRAL GEAR SEAL	716503022	SEAL-OIL DIST SHAFT
721501020	RUBBER MOUNT	000029068	RUB MTG PIN ELEV
721502022	BUSHING-RUBBER MONROE SHOCK	721502005	BSH NG - RUBR MONRO SHK
721505022	BUSHING-RUBBER MONROE SHOCK	721502005	BSH NG - RUBR MONRO SHK
724518129	NUT CLIP-8-32	724511006	TIN-NUT-SPD.C814-832
730020012	ROD & CLIP ASSY 7/8 SHF	070002814	Link Asy - RSC
730021013	ROD&CLIP ASY5 5/16LG	070002813	RESPOT LINK
730025017	SPRAYER-AMLOW COMP	730025000	HANDY SPRAYER
748581614	FUSE-2.7AMP BROWN	748581941	BELL FUSE 3.0 AMP
752004008	MTR-1/4HP 110V 50HZ	752004009	Motor 1/4HP 220v 50Hz
755520068	RELAY 1.5 A	755520071	RELAY 5A CRYDOM CX240D5R
755525034	RELAY CNTCTS-SEMALS	070011755	RELAY 50/60HZ
757005003	SOCKET-TUBE-11 PIN	000021231	SOCKET
760003069	TERM-CONNECTOR-ELCO	760003110	TERM CONN (REEL)
760015056	TERM-SPDE AMP60476-2	760016161	TERM-760015056LSE PC
760017034	TERM-STRAIT AMP41211	760017036	Terminal-Straight AMP41729
760017045	TERM STR-AMP60878-2LOOSE PIECE	760017044	TERM STR-AMP41772 RL
762007007	TRSFMR MPU 115/60	762011011	TRSFMR 115/230 50/60
770013013	STRAP-PNDUIT SST-2-B	770011029	TYRAP 7.31 IN.LONG T50R
770046164	PWR SPLY-5V 8AMP MAX	770046209	POWER SUPPLY 5V @ 8A MAX.
785501038	PLUG-BREATHER 30 COMB GE	785501040	PLUG-BREATHER GE&WEST
785501136	PLANET GEAR	785531136	PLANET GEAR
785501147	GEAR BACKEND GE	785501434	WORM-WHEEL70 BE WEST
785501194	CNTRF-MECH30&70BE GE	610309046	SWITCH-MOTOR Back End
785501208	PLATE-ADPTR 70BE WST	000025590	RECEPTACLE HOUSING
785501306	SHIM-INBD WH-BRG 70	785501308	SHIM-SET IB WHEL BRG 50&60 CY
785501315	SHIM-SET.003-5-7-10 SEE NOTE	785501312	SHIM-WHL CAP70CMB GE 50&60CY
785501375	SWTCH-CENT30&70BE GE	610309046	SWITCH-MOTOR Back End
785501377	SWTCH-ROTNG70BE WEST	610309046	SWITCH-MOTOR Back End
785501378	SWTCH-ROTNG70CB WEST	785501568	GOVENOR - COMBO 60 CYCLE
785501450	BRG SL .5015X.752	785501653	BEARING-PLAIN SLEEVE
785501457	SHIM-WHL CAP.007	785501312	SHIM-WHL CAP70CMB GE 50&60CY
785501462	SHIM.003IB WRM 30 GE	785501305	SHIM SET-IB WORM GE 50&60 CY
785501463	SHIM-INBD WORM .005	785501305	SHIM SET-IB WORM GE 50&60 CY

CROSS REFERENCE LIST

PART#	DESCRIPTION	CROSS REFERENCE PART #	CROSS REFERENCE DESCRIPTION
785501464	SHIM.007IB WRM 30 GE	785501305	SHIM SET-IB WORM GE 50&60 CY
785501465	SHIM.010IB WRM 30	785501305	SHIM SET-IB WORM GE 50&60 CY
785501466	SHIM.003WHL CAP COMB	785501312	SHIM-WHL CAP70CMB GE 50&60CY
785501467	SHIM.005WHL CAP COMB	785501312	SHIM-WHL CAP70CMB GE 50&60CY
785501468	SHIM.010WHL CAP COMB	785501312	SHIM-WHL CAP70CMB GE 50&60CY
785501495	WORM WHEEL GE	785501435	WORM-WHEEL70CMB WEST
785501521	CENT MECH WST BE50HZ	610309042	NATL. Combo Motor S/S SWTH
785501521	CENT MECH WST BE50HZ	610309044	Switch-Motor Solid State
785501539	CENT SWITCH 50 HZ	610309046	SWITCH-MOTOR Back End
785501550	STATOR-50HZ OLD	070007873	MTR 115/230 50 WEST
785501563	BOLT THRU-WES BE MTR	785501022	BLT-THRU 70 BE WEST
785501598	OVERLOAD-NTL RPLCMT MTR	090003630	THERMAL OVERLOAD
785501604	SOLID STATE SWITCH	090004560	START SWITCH 60 HZ
785501626	SHIM-BE MTR .010 THK	785501309	SHIM-SET OB WHEL BRG
785501628	SHIM-WHEEL BRG .001	785501309	SHIM-SET OB WHEL BRG
785501646	SHIM-IB WHL BRG .001	785501308	SHIM-SET IB WHEL BRG 50&60 CY
785501647	SHIM-IB WHL BRG .002	785501308	SHIM-SET IB WHEL BRG 50&60 CY
785501659	SPACER-SPRNG MTR	785501350	SPRNG-FNGR70CMB WEST
785502011	BEARING (NAT. COMBO)	000024590	BRG .7874X1.8504
785502012	BEARING (NAT. COMBO)	701021010	BRG BL .6693X1.5748
785502029	RETANERRINGS100100NATLMTR	919006100	SNAP RING-EXTERNAL
785502031	WORM SHAFT COMB	785532031	WORM SHAFT-USED
785502040	WORM WHEEL NTL	785532040	GEAR-USED
785502056	BEARING	701077015	BRG BL 1.7717X2.9528
785502102	BRG-6303 SKF	701021013	BRG BL .6693X1.8504
785502118	GEAR	785532118	GEAR LH
785502143	COTTER PIN	911011122	PIN COTTER 5/64X3/4
785502146	BRG-6203 SKF	701021008	BRG BL .6693X1.5748
785502190	SWITCH-CENTRIFUGAL	610309042	NATL. Combo Motor S/S SWTH
785502191	CENTRIFUGAL MECH	610309042	NATL. Combo Motor S/S SWTH
785502192	SWITCH-CENTRIFUGAL	610309042	NATL. Combo Motor S/S SWTH
785502193	CENT. MECHANISM	610309042	NATL. Combo Motor S/S SWTH
785502261	NATL COMBO MTR 60HZ	610704052	COMBO WESTINGHOUSE 60HZ MOTOR
785503030	WORM INTG 6/1 (60HZ)	610900090	B/END WORM GEAR RPLMT KIT 60HZ
785503074	SEAL INPUT SHAFT BE MOTOR	785503104	Oil Seal Viton Input Shaft
785521075	REWOUND STATOR-WEST.	070007829	MTR-COMBO 120/60
785521076	REWONDSTATOR WESTB.E.	070007872	MTR-NO GERBOX 115/60
785532056	BEARING	701077015	BRG BL 1.7717X2.9528
785532093	RECPT	000025906	RECEPTACLE-MALE
785532191	CENT. MECH	610309042	NATL. Combo Motor S/S SWTH
785532192	SWITCH	610309042	NATL. Combo Motor S/S SWTH
792009010	CRIMPING TOOL	792512019	Crimp Tool
801262032	7/16X1.0 CARRIAGE BOLT	801369161	CARRIAGE BOLT 7/16X 1 GRADE 5
807333040	Screw - STSO #8-32 x 1/4	807333040BG	Screw STSO #8-32 x 1/4 Bag(10)
807340100	SCR-SCSTCUP10-32X5/8	807340100BG	SCR-SCSTCUP10-32X5/8 (Bag 10)
807365060	SCR-STSO3/8-16X3/8KN	807265060	SCR-STSO3/8-16X3/8CP
808539240	SCREW BUTTON HD. SOC. 10-24 X	808539240BG	SCREW (Bag 10)
808849365	SCR.FSHC1/4-20X2 1/4	808849565BG	Screw FI Soc Hd Cap Bag (10)
808850420	SCR-SOFL1/4-28X2 5/8	808850420BG	SCR-SOFL1/4-28X2 5/8 (baG 10)
808858160	SCR-SOFL 5/16-24X1	808858160BG	SCR-SOFL 5/16-24X1 (Bag 10)
809149165	Bolt Hex	809849165BG	Screw 1/4-20 X 1 Bag(10)
809849100	SCR-HX 1/4-20X5/8	809849100BG	SCR-HX 1/4-20X5/8 (Bag 10)
809849445	SCREW HEX HD CAP 1/4-20 x 2 3/4	809849445BG	SCREW 1/4-20 x 2 3/4 bAG(10)
809850165	SCR-HX 1/4-28X1	809850165BG	SCR-HX 1/4-28X1 Bag(10)
809858365	SCR-HX 5/16-24X2 1/4	809858365BG	SCR-HX 5/16-24X2 1/4 Bag(10)
809965645	SCR-HHC 3/8-16X4	809865645BG	SCR-HX 3/8-16X4 (Bag 10)
810233120	SCR-SOC 8-32X3/4	810233120BG	SCR-SOC 8-32X3/4 Bag(10)
810240120	SCR-SOC 10-32X3/4	810240120BG	SCR-SOC 10-32X3/4 Bag(10)
810249060	SCR-SOC 1/4-20X3/8	810249060BG	SCR-SOC 1/4-20X3/8 (Bag 10)
810250240	SCR-SOC 1/4-28X1 1/2	810250240BG	SCR-SOC 1/4-28X1 1/2 (bAG 10)
810250280	SCR-SOC 1/4-28X1 3/4	810250280BG	SCR-SOC 1/4-28X1 3/4 (Bag 10)

PART#	DESCRIPTION	CROSS REFERENCE PART #	CROSS REFERENCE DESCRIPTION
812633102	SCR-RDHD+ 8-32X5/8	818233122BG	SCR-SMRD+ 8-32X3/4 Bag(10)
813933082	SCR-HX 8-32X1/2 CD	813933082BG	SCR-HX 8-32X1/2 CD Bag(10)
815247362	SCREW-14X2 1/2" PHILLIPS FLAT	813247080	SCREW #14 x 1-3/4 Pan Hd Tap
821147082	SCR-TAP-HX14X1/2 TYA	821147082BG	SCR-TAP-HX14X1/2 TYA Bag(10)
821540910	Gutter Clip Screw	049007051	Gutter Clip Screw
822326062	SCR-SLF TAP A 6X3/8	822326062BG	SCREW (Bag 10)
823132082	SCR-TAP-RDT8X1/2 TYA	823132082BG	SCR-TAP-RDT8X1/2 TYA (bag 10)
895000001	NUT-LK N 10	845100000BG	NUT-LK-BRG N-10 Bag(10)
911007082	1/16 X 1/2 COTTER PIN	01080	1/16 X 1/2 COTTER PIN
919005700	RING-RET. 5100-66	919005700BG	RING-RET. 5100-66 Bag(10)
919006800	RING-RET. 5115-37	919006800BG	RING-RET. 5115-37 (Bag 10)
919010910	RETAINING RING	919010900	E-RING 1.00 NOM (5133-98)
937738003	RVT-DRVE STL UNV HD	937710005	ALUMINUM DRIVE RIVET
939757080	STUD-BALL G/SA9008	939757320	STUD BALL-ATWOOD 10M
940276000	TBNG-VNYL 9 / 16 DIA	940372000	SLEEVEING - 1/2 DIA
948519002	WASHER	948519002BG	WASHER Bag(10)
948767135	WSHR-FL.406X.734 BLK	948767132BG	Washer SAE Flat (Bag 10)
954564138	WSHR THRUST .375X.812X.063	030007259	BRG TH SET OF FOUR
954664138	WSHR THRUST .375X.812X.095	030007259	BRG TH SET OF FOUR
957600002	1/4 EXT LOCK WASHER	01053	1/4 EXT LOCK WASHER
995000002	BRG SL .628X1"LG	900110161BG	BUSHING .625X.857X1.0 Bag(5)
995000003	BRG SL .628X.878X1/2	900110081BG	BRG SL .628X.878X1/2 Bag(5)
995000004	BRG SL .628X.878X7/8	900110141BG	BRG SL .628X.878X7/8 Bag(5)
2940070062	19" BLACK PAD THICKLINE #7200	294007006-2	19" BLK PAD THKLINE #7200 5/CS
5222850105	IDE Hard Drive (Workstation)	522850105	IDE Hard Drive (Workstation)
61232146101	Banner, Xtreme Bowling "Glow i	612321461-01	Banner, Xtreme Bowling "Glow i
000024661S	BALL LIFT PULLEY	000024661	PULLEY
000026458S	CARPET DRIVE	000026458	SHEAVE-CARPET ROLLER
000C24578	CASTINFCBG-ROLLER BODY	000024578	ROLLER BODY-UPR.FRNT
000C24579	CST/ROLLER HINGE	000024579	ROLLER HINGE
000F24579	FNSH ROLLER HNG	000024579	ROLLER HINGE
02004X12	1/4" HEAT SHRINK TUBE	02004	1/4" HEAT SHRINK TUBE
02004X36	1/4" HEAT SHRINK TUBE	02004	1/4" HEAT SHRINK TUBE
02079X2	1-1/2 ID HT SHK TUBE	02079	1-1/2 ID HT SHK TUBE
02080-1	AC CONTACTOR	02080	AC CONTACTOR BM & NEW STYLE
02208X12	1/2" ID HEAT SHRINK TUBE	02208	1/2" ID HEAT SHRINK TUBE
02238X125	12/3 PWR CORD	SA1107	12/3 POWER CORD,110V
02307X53	WIRE-SHIELDED 2 COND-22AWG	02307	WIRE-SHIELDED 2 COND-22AWG
02563X1	1/8" HEAT SHRINK TUBING	02563	1/8" HEAT SHRINK TUBING
030005453S	VERT LGT FLAT	030005453	BELT-BALL ELEVATOR
04004-1	CASTER	04004	CASTER WHEEL- U-7 (TDL)
04036X120	PLASTIC TUBING	04036	PLASTIC TUBING
04036X32	PLASTIC TUBING	04036	PLASTIC TUBING
04036X48	PLASTIC TUBING	04036	PLASTIC TUBING
04036X9	PLASTIC TUBING	04036	PLASTIC TUBING
04069X8	TRIM LOC -1/8"	04069	TRIM LOC-1/8"
04074X46	AIRTEX FOAM TAPE	04074	AIRTEX FOAM TAPE
04115X6	3/8" TYGOTHANE	04115	3/8"TYGOTHANE
04116X32	2" SUCTION HOSE	04116	2 IN. SUCTION HOSE
04116X36	2" SUCTION HOSE	04116	2 IN. SUCTION HOSE
04128-A	1/4 ID	04128	TYGOTHANE TUBE - 1/4 ID
04128-B	1/4"ID TYGO	04128	TYGOTHANE TUBE - 1/4 ID
04128-C	1/4"ID TYGO	04128	TYGOTHANE TUBE - 1/4 ID
04128-D	1/4"ID TYGO	04128	TYGOTHANE TUBE - 1/4 ID
04128X10	TYGOTHANE TUBE - 1/4 ID	04128	TYGOTHANE TUBE - 1/4 ID
04128X12	TYGOTHANE TUBE - 1/4 ID	04128	TYGOTHANE TUBE - 1/4 ID
04128X13	TYGOTHANE TUBE - 1/4 ID	04128	TYGOTHANE TUBE - 1/4 ID
04128X14	TYGOTHANE TUBE - 1/4 ID	04128	TYGOTHANE TUBE - 1/4 ID
04128X16	TYGOTHANE TUBE - 1/4 ID	04128	TYGOTHANE TUBE - 1/4 ID
04128X29	TYGOTHANE TUBE - 1/4 ID	04128	TYGOTHANE TUBE - 1/4 ID
04128X52	TYGOTHANE TUBE - 1/4 ID	04128	TYGOTHANE TUBE - 1/4 ID

CROSS REFERENCE LIST

PART#	DESCRIPTION	CROSS REFERENCE PART #	CROSS REFERENCE DESCRIPTION
04128X7	TYGOTHANE TUBE - 1/4 ID	04128	TYGOTHANE TUBE - 1/4 ID
04128X8.5	TYGOTHANE TUBE - 1/4 ID	04128	TYGOTHANE TUBE - 1/4 ID
04128X9	TYGOTHANE TUBE - 1/4 ID	04128	TYGOTHANE TUBE - 1/4 ID
04143X12	2" VINYL HOSE	04143	2" VINYL HOSE
04143X15	2" VINYL HOSE	04143	2" VINYL HOSE
04149X21	1 1/2" VINYL HOSE	A1067	(FSO)VACUUM HOSE
04149X35	1 1/2" VINYL HOSE	A1067	(FSO)VACUUM HOSE
04293X120	TUBING, 3/16 ID X 5/16 OD	04293	TUBING,3/16 ID X 5/16 OD
04293X36	TUBING, 3/16 ID X 5/16 OD	04293	TUBING,3/16 ID X 5/16 OD
04293X48	TUBING, 1/8 ID X 5/16 OD	04293	TUBING,3/16 ID X 5/16 OD
04329X12	TUBING, 1/8 ID X 1/4 OD	04329	TUBING,1/8ID X 1/4OD
04329X44	TUBING, 1/8 ID X 1/4 OD	04329	TUBING,1/8ID X 1/4OD
04605-A	TRIM LOCK	04605	TRIM LOCK
04605-B	TRIM LOCK	04605	TRIM LOCK
04605X132	TRIM LOCK	04605	TRIM LOCK
04605X2	TRIM LOCK	04605	TRIM LOCK
04605X4	TRIM LOCK	04605	TRIM LOCK
04605X76	TRIM LOCK	04605	TRIM LOCK
049007066-B	79" Plastic Rail w/Insert & Ho	049007092-B	BLUE 8'3" LEFT PLASTIC RAILS
049007066-C	79" Plastic rail w/Insert & Ho	049007092-C	CLEAR 8'3"LEFT PLASTIC RAIL
049007066-G	79" Plastic Rail w/Insert & Ho	049007092-G	GREY 8'3"LEFT PLASTIC RAIL
049007066-N	79" Plastic Rail w/Insert & Ho	049007092-N	BROWN 8'3"LEFT PLASTIC RAILS
049007066-R	79" Plastic Rail w/Insert & Ho	049007092-R	RED 8'3" RIGHT PLASTIC RAILS
049007067-B	79" Plastic rail w/Insert & Ho	049007091-B	BLUE 8'3" RIGHT PLASTIC RAILS
049007067-C	79" Plastic Rail w/Insert & Ho	049007091-C	CLEAR 8'3" RIGHT PLASTIC RAIL
049007067-G	79" Plastic Rail w/insert & Ho	049007091-G	GREY 8'3" RIGHT PLASTIC RAIL
049007067-N	79" Plastic Rail w/Insert & Ho	049007091-N	BROWN 8'3" RIGHT PLASTIC RAILS
049007067-R	79" Plastic Rail w/Insert & Ho	049007091-R	RED 8'3" LEFT PLASTIC RAILS
049007076-B	10' Rail Pre drilled Blue-USE 0	049007075-B	10' Plastic Rail Pre drilled
049007076-C	10' Rail Pre drilled Clear-USE 0	049007075-C	10' Plastic Rail Pre drilled
049007076-G	10' Rail Pre drilled Grey-USE 04	049007075-G	10' Plastic Rail Pre drilled
049007076-N	10' Rail Pre drilled Brown -USE	049007075-N	10' Plastic Rail Pre drilled
049007076-R	10' Rail Pre drilled Red-USE 04	049007075-R	10' Plastic Rail Pre drilled
070011435T	URETHANE KICKER	070011435	KICKER ROLLER (ORANGE ROUND)
070C02624	ARM CASTING	070002624	ARM ACT YOKE ASM
070F02624	FINISHING CST	070002624	ARM ACT YOKE ASM
11001182-001	1/4-20X3/4 HEX	01046	1/4-20X3/4 HEX HD BOLT PLTD
11001193-001	1/4-20X2-1/4	01181	BOLT 1/4-20 X 2-1/4 NC HEX PLT
11006118-001	BUTN HOOD SCKT	01464	10-32X1/2 BTTN HD SCRWB PLTD
11010907-001	HEX HD TAP SC	01404	#10 X 3/4 TAP SCREW
11011346-001	HEX HD BOLT	01553	3/8-16X1-1/4 HX BOLT PLTD
11012391-001	1/4-20X1-3/4	01254	1/4-20X1-3/4 FL THD HHB
11013020-001	SLTD.MACH SCR	01108	6-32X1/4 SLOT PAN HD M/S PLTD
11013092-001	MCH SCREW	01113	10-32 X 1/4 MACHINE SCREW
11013096-001	PAN HD SCR	01019	10-32 X 3/8 PHILLIPS M/S
11013098-001	SLT.MACH. SCR	01022	10-32 X 5/8 PAN HEAD SCREW
11107010-001	RD HD MACH SCR	01401	4-40 X 5/8 RH SCREW
11125007-001	HX NUT 1/4-20	01052	1/4-20 STEEL HEX NUT, PLTD
11125214-001	HX NUT	01499	3/4-10 HEX ST JAM NUT PL
11131503-001	HX FLANGD NT	01519	5/16-18 HEX FLANGED NUT- PLTD
11170007-001	LOCKNUT 1/4-20	01051	1/4-20 LOCK NUT
11170011-001	LOCKNUT 3/8-16	01415	3/8-16 HEX THIN LOCK NUT
11170014-001	LOCKNUT 7/16	01159	LOCKNUT 7/16-20 NYLON "THIN"
11195014-001	LOCKWASHER 1/4	01054	1/4 IN SPLIT LOCKWSHR MED PLTD
11198003-001	EXT.TOOTH LCK	01033	#10 EXT TOOTH LOCKWASHER. PLTD
11335055-001	COTTERPIN 1/16	01080	1/16 X 1/2 COTTER PIN
14300047-000	SPATULA MOD	294117017	SPATULA MODIFICATION
14300048-000	THERMOMETER	294004438	THERMOMETER
14300049-000	WET FILM GA	294004439	WET FILM THICKNESS GAUGE
14300050-000	SQUEEGEE	294004437	SQUEEGEE
20085A	BLANK 1/8" 5052-H32 (C-0644)	20085	AL 1/8X48X144 CF 5052-H32 SH

PART#	DESCRIPTION	CROSS REFERENCE PART #	CROSS REFERENCE DESCRIPTION
232007500B	&CWC 115-230 (BLACK)	522327500B	CWC - Model 7500 (Black) A/S P
232009065-051	SCORER CONTROLLER W/9051 TUNER	522329065-051	Scorer Controller W/9051 Tuner
232009065-054	SCORER CONTROLLER W/9054 TUNER	522329065-054	Scorer Controller W/9054 Tuner
232009065-055	SCORER CONTROLLER W/8755 U.S.	522329065-055	Scorer Controller W/8755 Tuner
232009275-055	Scorer Controller w/8755 U.S.	232009295-055	Scorer Controller w/8755 U.S.
232009295-051	Scorer Controller w/9051 Tuner	522329295-051	Scorer Controller W/9051 Tuner
232009295-054	Scorer Controller w/9054 Tuner	522329295-054	Scorer Controller w/9054 Tuner
232009325-054	Scorer Controller w/9054 Tuner	522329325-054	Scorer Controller w/9054 Tuner
232009325-054	Scorer Controller w/9054 Tuner	522329355-06	Boss CPU W/2 Amplifr With TV
232009325-055	Scorer Controller w/8755 U.S.	522329325-055	Scorer Controller w/8755 U.S.
232009355-06	BOSS CPU W/2 Amplifr With TV	522329355-06	Boss CPU W/2 Amplifr With TV
234001147S	BALL RETURN BELT	234001147	BELT (4) 84 BALL RET
248001430-323	LOGO STRIPE- C90: TEAL	250001855	C90 GLOW SEAT STRIPE SKYBLUE
285000000-01	Windows NT Stand Alone English	522850000-01	Windows NT Workstation English
286000001-03	CPU Load Set BOSS Ver. 2.02	612850086-04	Boss Scoring V3.2 Tape Release
294007009-3	100G 18" SAND SCRIN DISC 10/CS	294007010-3	100G 19" SAND SCRIN DISC 10/CS
52B308798	REB PIN COUNTER-UNDER OBS XREF	030005840	8230 INFARED PIN CNTR12V
52T308798	REB PIN COUNTER-OVER -OBS XREF	030005840	8230 INFARED PIN CNTR12V
61000S7028	SERVICE PART 7028 MAN	610007028	MAN-PTS/SERV 70 MP
6100P7028	PARTS FOR 7028 MAN	610007028	MAN-PTS/SERV 70 MP
6100S7028	SERVICE PART PF 7028 MAN	610007028	MAN-PTS/SERV 70 MP
610-72-1710	LEATHER CLUTCH	PAD-12	LEATHER CLUTCH
610-72-1714	RATCHET ASSY	PAD-A4	HAND RATCHET ASSY
610-72-1717	DUSTR BASE MTG	HSA3	DUSTER BASE MOUNT ASSEMBLY
610-72-1718	SPRING	A0271	SPRING DUSTER
610-72-1720	1/4X 1-1/4 PIN	01564	1/4 X 1 1/4 ROLL PIN PLATED
610-72-1721	THIN PHEN WASH	01161	PHENOLIC WASHER
610-72-1728	7/16 WASH PLTD	01160	7/16 WROUGHT WASHER
610900034-01	use 610009034-01	610009034-01	Xtreme Install. & Main. Manual
61100061-002	DUSTER BASE MT	HSA3	DUSTER BASE MOUNT ASSEMBLY
61100061-004	DSTR CLTH DRIVE	SA1062	DSTR CLTH DRVE TBE
61100061-005	IDLER SUPPORT	HS16	IDLER SUPPORT
61100061-010	ROLL PIN 1/8X	01489	ROLL PIN 1/8 X 1-3/8 PLATED
61100061-023	CLEV. PIN 3/8	01166	3/8 X 2 5/8 CLEVIS PIN- PLTD
61100068-000	SPRING COLLAR	A0741	SPRING COLLAR
61100188-000	EDGE CONNECTOR	02463	CIRCUIT BD EDGE CONNECTOR AMF
61100213-000	THRUST WASHER	03410	THRUST WASHER
61100215-000	SEE 04-005 GROMMET 1/2	04005	RUBBER GROMMET 1/2 ID
61100218-000	DOOR HANDLE	04475	DOOR HANDLE(SELL W/ DOOR ONLY)
61100220-000	RUBBER BUMPER	04484	RUBBER BUMPER
61100222-000	SPACER	04493	SPACER
612321510-01	Guide League User's	612321510-0108	Guide League User's v1.7
61860135-006	OIL TK FELT	B022820	OIL TANK FELT, 20IN TONGUE
780247-7	REBUILD MAG CONTL BOX 7.7 SOFT	780247	MAG COTRL BOX 8.0 SOFT
7855C1177	HOUSING CASTING	785501177	HOUSING-GEAR 70BE WEST R.H.
7855C1178	CASTING-HOUSING-70 BE	785501178	HOUSING-GEAR 70BE WEST L.H.
A0023	NYLON GUIDE	SA1005	BASE PLATE GUIDE ROLLER ASY
A0029	GUIDE ROLLER	SA1006	FRONT GUIDE ROLLER ASSY
A0037-1	DR SHAFT SPAC	A00371	DRIVE SHAFT SPACER
A0041-1	BEAR LOCK COL	A00411	BEARING LOCK COLLAR(FROM03-005
A0127	BK MOD 110	RP197	ELECTRONIC BRAKE KIT, 110V
A0178	GEAR MODIF	SA1060	CLOTH TAKE-UP GEAR ASY
A0182	DUST ADJ BOLT	A8217	DUSTER ADJUSTING BLOCK
A0186	LEATHER CLUTCH	PAD-12	LEATHER CLUTCH
A0402	IOL TANK LINKG	A0885	OIL SOLENOID LINKAGE
A0439	HUB WHEEL	SA1205	COUNTER WHEEL ASSEMBLY
A0532-BLACK	BLACK CAM	A0364	BLACK CAM
A0532-GREEN	GREEN CAM	A0362	GREEN CAM
A0532-RED	RED CAM	A0365	RED CAM
A0557	BRAKE PAD	RP197	ELECTRONIC BRAKE KIT, 110V
A0673-L	SMALL DRIVE WHEEL-LEFT	294002138	DRIVE WHEEL LEFT

CROSS REFERENCE LIST

PART#	DESCRIPTION	CROSS REFERENCE PART #	CROSS REFERENCE DESCRIPTION
A0673-R	SMALL DRIVE WHEEL-RIGHT	294002139	DRIVE WHEEL RIGHT
A0747	MODF 1/2 SPADE	04227	SPADE BIT,1/2 DIA,1/2 STRAIGHT
A0748	SEE 04-228 17/32 SPADE BI	04228	SPADE BIT,17/32 DIA,1/2 STRAIT
A0946	AL PUSH ROD	294110946	ALUMINUM TAPE PICKUP PUSH ROD
A0947	LANE EDGE M	294110947	SLF ADHSVE LNE TPE EDMKR 10 PD
A0961	VERT SENSOR BASE MODIF., 220V	A0724	SENSOR BASE MODIFICATION
A0993	OR A-0995 DRV	A0994	DRIVE WHEEL, LEFT,
A1042	3/16 HEADLESS	04084	3/16 HEADLESS PIN WITH RING
A5017	SOLV TNK TUBE	04036	PLASTIC TUBING
A5044	OIL TANK	SA5044	CALIBRATION KIT W/SHIMS
A5046	VALVE	04034	SHUT OFF VALVE
A5564	ADJUST SCREW	SA9041	DUSTER ROLLER MOUNT ASSY
A8222	LINK ARM	80110	SOLENOID LEVER ARM KIT
A8237	LANE TOWEL	294118237	LANE TOWEL STRIP N DUST
A8293	SDE BLOCK LINK	80110	SOLENOID LEVER ARM KIT
B0040	DRIVE WHEEL HU	A0994	DRIVE WHEEL, LEFT,
B0040-L	DRIVE WHEEL LT	A0994	DRIVE WHEEL, LEFT,
B0040-R	DRIVE WHEEL RT	A0995	DRIVE WHEEL, RIGHT,
B0065	S/S ROLLER	SA0296	ROLLER ASSEMBLY
B0135	BRK SOL,MT,PLT	RP197	ELECTRONIC BRAKE KIT, 110V
B0185	SUP CLOTH ROL	A5552	DUSTER TUBE SUPPORT
B0187	TUBE COLLAR	SA1060	CLOTH TAKE-UP GEAR ASY
B0228-20	OIL TNK FELT	B022820	OIL TANK FELT, 20IN TONGUE
B0228-28	OIL TNK FELT	B022828	OIL TANK FELT, 28IN TONGUE
B0228-36	OIL TAK FELT	B022836	OIL TANK FELT, 36IN TONGUE
B0481	RISER CHANNEL	B0733	RISER CHANNEL
B0523	MTG PLATE	RP86	CONTACTOR PLATE
B0538-L	PHEN RLLR DR	B0538L	ROLLER DRIVE SHAFT SUP ARM LT
B0538-R	PHEN RLLR DR	B0538R	ROLLER DRIVE SHAFT SUP ARM RHT
B0585-L	PIVOT CAST	B0585L	PIVOT CASTOR BRACKET -LEFT
B0585-R	PIVOT CAST	B0585R	PIVOT CASTOR BRACKET -RIGHT
B0605	CN REPL BRACKET	RP86	CONTACTOR PLATE
B5543	DRIP FELT	A0031	OIL DRIP FELT
B8033	SOLVENT PAD COVER	SA0256	SB V4 CLEANER PAD ASSEMBLY
B8233	SOLVENT TRAY	SA0256	SB V4 CLEANER PAD ASSEMBLY
B8338	DRIVE SHAFT	A0705	DRIVE SHAFT
BD4	SHAFT	PAD-A6	IDLER ASSEMBLY
BDA6	IDLER ASSY	PAD-A6	IDLER ASSEMBLY
BDA7	OSTR CLTH DRIVE TBE	SA1062	DSTR CLTH DRVE TBE
CEN 388 030	LANE CLN 30GA	294006022	FORM ALL PUR 388 CLNR 30 G DRM
HSA6	DUSTER CLTH DRVE TBE	SA1062	DSTR CLTH DRVE TBE
LK12	SPRING COLLAR	A0741	SPRING COLLAR
LK24	(NCP)CLUTCH PAD	A0740	CLUTCH,BALL POLISHER
LK290-1	CRANK ARM CAST	B0465	CRANK ARM CASTING FOR LK-290
LK321-1	BGR.CASTING	B0472	BEARING HOUSING CASTING
LK90-1	PLY NO BROACH	LK90	UPPER BUFFING PULLEY SMALL
LKA3	CMPD ASSY	80013	COMPOUND MECH UPDATE KIT,BRUNS
PAD-2	IDLER	PAD-A6	IDLER ASSEMBLY
PAD-A2	DSTR DRV ASSY	SA1062	DSTR CLTH DRVE TBE
PK0138	BOX SET,SMALL MACHINES	294003005	Pallet Small 37" x 67"
PK0168	TAPE	294004057	LANE TAPE,3M,SINGLE ROLL
RP106	AVLS, END PLT ROLLER ASSY	SA0175	Dash End Plt Rlr Asy, LH
RP19	NAR GID SET SEE SA-1005	SA1005	BASE PLATE GUIDE ROLLER ASY
RP195	10 TO 10 BUFFER TUBE COVER	294002302	10-10 Buffer Tube Mohair Cover
RP208	7-7 BUFFER TUBE COVER ASSEMBLY	294002301	7-7 Buffer Tube Mohair Cover
RP21	CAST WHEEL	04171	SPRING-ALVS TRIP ARM
RP30	STP NAR SET	SA1006	FRONT GUIDE ROLLER ASSY
RP49-2	PART MAN ONLY	RP49-1	LC100 OPERATING&PARTS MAN ONLY
RP69	SP OIL TNK	SA1064-36	300 OIL TANK ASSY 36 INCH WICK
RP70	SP OIL TNK	B022836	OIL TANK FELT, 36IN TONGUE
RP72-2	ALUM GAUGE PT	RP72A1	PRESSURE GAUGE, DRESSING TANK

PART#	DESCRIPTION	CROSS REFERENCE PART #	CROSS REFERENCE DESCRIPTION
RP72-A1	GAUGE	RP72A1	PRESSURE GAUGE, DRESSING TANK
RP73-1	PLASTIC GAGE	RP72A1	PRESSURE GAUGE, DRESSING TANK
SA0037	GFCI END 110	SA6012	14/3 POWER CORD,110V
SA0047	1/2 SPADE ASSY	04227	SPADE BIT,1/2 DIA,1/2 STRAIGHT
SA0048	17/32 SPADE AS	04228	SPADE BIT,17/32 DIA,1/2 STRAIT
SA0068	POWER CORD	02589	POWER CORD ASSY 110V,VJ
SA0123	CONET BDY 110	SA1107	12/3 POWER CORD,110V
SA0124	CONNECT BODY	SA6012	14/3 POWER CORD,110V
SA0144	CLEANER PAD ASS'Y	294005100	Cleaner Pad Upgrade Kit
SA0165	CLEAN TANK AS	SA0263	SB V4 CLEANER TANK ASSEMBLY
SA0207	POWER CRD 220	SA2068	POWER CORD ASSY,12/3,220V
SA0239	TANK PLUG ASS'	A0251	TANK PLUG
SA0240	DIP STICK LG	SA6525	DIPS STICK LONG
SA0241	DIPSTICK,LG	SA0213	DIPSTICK, LONG
SA0266	TRAY MT ASS'Y	SA0322	CLEANER TRAY MOUNT ASSY,RIGHT
SA0267	TRAY MT ASS L	SA0323	CLEANER TRAY MOUNT ASS'Y,LEFT
SA1017	SOLENIOD MTG	02002	SOLENOID 110 VOLT
SA1022	ROLLER ASSY	SA0296	ROLLER ASSEMBLY
SA1023-L	ROLLER SUPORT	SA1023L	ROLL SUP ASSY
SA1023-R	ROLLER SUPT	SA1023R	ROLL SUP ASSY
SA1040	BRAKE SOL ASY	RP197	ELECTRONIC BRAKE KIT, 110V
SA1079	BUFF DR ASSY	SA1103	R.H.OIL BUFFER MTR 115V 50/60
SA1082	BUFF MOT DR	SA1103	R.H.OIL BUFFER MTR 115V 50/60
SA10886	OIL TNK WICK	SA108836	OIL TANK ASSY 36" WICK
SA10888	OIL TNK WICK	SA108828	OIL TANK ASSY 28" WICK
SA1097-28	OIL TANK WELD	SA109728	OIL TANK WLDMT 28IN
SA10978	OIL TNK WELD	SA109728	OIL TANK WLDMT 28IN
SA1099	GEMINI OIL TANK SUPPT ARM LEFT	A0226	TANK SUPPORT ROD
SA1157	DR.MTR, S/B	SA1214	DRIVE MOTOR ASSY, 110V,SBV3
SA1158	DRV MTR 220SB	02256	GEAR MOTOR 20:1 220V 50/60
SA1177	TRANSFER ROLLER DRIVE ASSY	294002070	TRANSFER ROLLER DRIVE ASSY
SA1183C	7,3,10,10,3,7 TANK REPL KIT	80035C	7,3,10,10,3,7 TANK REPL KIT
SA1183D	7,5,8,8,5,7 TANK REPL KIT	80035D	7,5,8,8,5,7 TANK REPL KIT
SA1184D	7,5,8,8,5,7 OIL TANK REPL KIT	80035D	7,5,8,8,5,7 TANK REPL KIT
SA1203	WHEEL, COATED	SA1205	COUNTER WHEEL ASSEMBLY
SA1208	HANDLE WELDMT	294002088	HANDLE ASSY, HVO SUMMIT
SA1212	HANDLE ASSY, PC & MAGNUM	294002088	HANDLE ASSY, HVO SUMMIT
SA1215	DRIVE MOTOR ASSY, 220V, SBV3	02256	GEAR MOTOR 20:1 220V 50/60
SA1225	BLOCK ASS'Y	03004	PILLOW BLOCK BEARING
SA1228	BLK BRG ASS'Y	03004	PILLOW BLOCK BEARING
SA3001	DRIVE MOT ASS	SA3035	DRIVE MOTOR ASSY,110V 50/60HZ
SA3016	BUF IDLER ASSY	RP145	OIL BUFFER IDLR BEARING REPL KIT
SA3018	BUFFER TUBE COVER ASSEMBLY	RP110	LDD BUFFER TUBE COVER ASSEMBLY
SA3023-L	PHEN ROLL ASS	SA3023L	PHEN ROLL ASSY
SA3023-R	PHEN ROLL ASS	SA3023R	PHEN ROLL ASSY
SA3029	POWER CORD	SA6012	14/3 POWER CORD,110V
SA3031	BRK REPL.KIT	RP197	ELECTRONIC BRAKE KIT, 110V
SA3032	100 BFFR MTR PREWIRD 115V50/60	RP107	100 BFFR MTR PREWIRD 115V50/60
SA3033	DR MOTOR ASSY	SA3035	DRIVE MOTOR ASSY,110V 50/60HZ
SA3034	BUFF MOT ASSY	SA3036	BUFFER MTR ASSY 115V50/60,LC
SA31388	OIL TNK ASSY	SA313828	OIL TANK ASSY 28" FELT
SA6510	DUST ROL ASSY	SA9041	DUSTER ROLLER MOUNT ASSY
SA6513	DUST ROL ASSY	SA9041	DUSTER ROLLER MOUNT ASSY
SA6516-R	IDLER ASSY	SA6516R	IDLER ASSY RIGHT SPRING LOAD
SA6522	SPR LOAD BLK	SA9041	DUSTER ROLLER MOUNT ASSY
SA8512	TRAY MT ASSY LT	SA8540	CLEANER TRAY MOUNT ASS'Y,LEFT
SA8513	TRAY ASSY	SA0256	SB V4 CLEANER PAD ASSEMBLY
SA8514	SOLVENT TRAY	SA0256	SB V4 CLEANER PAD ASSEMBLY
SA9017-1	CORD ARM ASSY	SA9017	CORD ARM ASSY
SA9027	CLEAN TANK	C8060	MOLDED SOLVENT TANK - GEM/AVLS
SA9036	VAC HD SD ASS	SA0321	VAC HEAD SLIDE BLOCK MOUNT ASS

CROSS REFERENCE LIST

PART#	DESCRIPTION	CROSS REFERENCE PART #	CROSS REFERENCE DESCRIPTION
SA9037	AVLS BK SOL	RP197	ELECTRONIC BRAKE KIT, 110V
SA9039	SOLVENT TRAY	SA0256	SB V4 CLEANER PAD ASSEMBLY
SA9042	SOLVENT TANK ASS'Y 110V	C8060	MOLDED SOLVENT TANK - GEM/AVLS
SC9	SHAFT	SC69	IDLER SHAFT
SCA20	DR.BRG.ASS'Y	SA0024	DRIVE BEARING ASSY
SCA21	IDLER WELD	SA0021	IDLER HOUSING WELDMENT
SCA22	IDLER ASS'Y	SA0023	IDLER SHAFT ASSY
SV104	VAC FITTING MO	04151	VACUUM HOSE END-ANGLED
SV48	DRIP CTCH FELT	SV74	DRIP SPONGES VLS 1500 UP
SV55	PIVOT BOLT	SV105	VLS HANDL BAR PIVOT BLT SLEEVE
SV67	VALVE NUT	02204	1''-20 CONDUIT CPLNG. LOCKNUT
SV78	MOLDED BASE	SV78-1	VLS MOLDED BASE, CENTURY GREEN
SV79	SWASTE TANK	SV79-1	VLS WASTE TANK ONLY, CEN GREEN
SV80	CLEANER TANK	SV80-1	VLS CLEANER TANK ONLY, CEN GRN
SV97	Tower-Green	SVA34	VENT TOWER ASSEMBLY-VLS CLEAR
SV99	SCREEN CAP	SVA34	VENT TOWER ASSEMBLY-VLS CLEAR
SVA14	TER BLK ASSY	SVA42	TERMINAL BLOCK ASSY
SVA23	HANDLE ASSY	SVA44	HANDLE ELECTRIC ASSEMBLY
SVA26-1	GRN WASTE TANK	SVA50	VLS WASTE TANK ASSY, CEN GREEN
SVA27-1	VLS CLEAN TANK ASSY, CEN GREEN	SVA51	VLS CLEAN TANK ASSY, CEN GREEN

REPAIR/EXCHANGE PROGRAM



REPAIR/EXCHANGE PROGRAM

NEW PART #	DESCRIPTION	REBUILD PART #
232008874	Monitor SVGA Color 13" /14" use 522850005	522328874
232009165	Tape / Floppy Drive	522329165
232009320 - Obsolete	Boss CPU w/out Tuner	522329320
244001170 - Obsolete	Camera Overlane Zero Time Delay	522441170
232009510	AccuCam Camera	522329510
285000005	Monitor SVGA 14"	522850005
285000006	Monitor Touch Screen 14"	522850006
285000007	Lexmark Laser Ticket Printer 115V	522850007
285000008	Lexmark Laser Ticket Printer 230V	522850008
285000009	Lexmark Laser Printer 115V	522850009
285000011	Receipt Printer	522850011
285000019	Keyboard Assembly, Programmable	522850019
285000034 - Obsolete	BOSS Server PC	522850034
285000042	Cash Drawer International	522850042
285000043	Pole Display Compact	522850043
286001011 - Obsolete	14" Monitor Boss	522861011WG/C
286001038 - Obsolete	Monitor 27" Boss Scoring	522861038WG/FS
286001039	Monitor 34" Boss Scoring	522861039WG/FS
286001050	PCB Bowler Terminal	522861050
286001060	Camera Board	522861060
232009325-051	Boss CPU W/9051 Tuner (Radisys)	522329325-051
232009325-054 - Obsolete	Boss CPU W/9054 Tuner (Radisys)	522329325-054
232009325-055 - Obsolete	Boss CPU W/8755 Tuner (Radisys)	522329325-055
285000000-01 - Obsolete	Windows NT Workstation	522850000-01
286002241	Monitor 27" BOSS Digital	522862241
286002242	27" Overhead Monitor Digital	522862242
285000125 - Obsolete	BOSS Server PC	522850125
285000140 - Obsolete	BOSS Front Desk PC	522850140
232009355-01	BOSS CPU w/o Amp., w/o TV	522329355-01
232009355-02	BOSS CPU w/o Amp., w/ TV	522329355-02
232009355-05	BOSS CPU w/ 2 Amp., w/o TV	522329355-05
232009355-06	BOSS CPU w/ 2 Amp., w/ TV	522329355-06
286002125 - Obsolete	Signature 27" Monitor	522862125
232008680 - Obsolete	Bowler Terminal Board	522328680
232008703	14" Wells Gardner Monitor	522328703
232008725	Machine Interface Unit	522328725
232008760 - Obsolete	XL CPU AccuDesk	522328760
232008780	PC Board, AC BOX	522328780
232008840 - Obsolete	XL CPU w/out Tuner (K-Byte)	522328840
232008845 - Obsolete	XL CPU w/8755 Tuner (K-Byte)	522328845
232008855 - Obsolete	Monitor 27" Wells Gardener	522328855
232008855D	Digital Monitor 27" WG	522328855D
232008885 - Obsolete	Control Desk Interface	522328885
232009060 - Obsolete	XL CPU w/out Tuner (K-Byte) UL	522329060
232009200	Final Assembly Controller w/ FA	522329200
232009290 - Obsolete	XL CPU w/out Tuner (Radisys)	522329290
244001140 - Obsolete	Camera Underlane Zero Time Delay	522441140
244001145	Camera Overlane Zero Time Delay	522441145
244001155	Camera Overlane Zero Time Delay W/O Hood	522441155
244001165 - Obsolete	Camera Underlane Zero Time Delay	522441165
290005033	XI Pole Display W/ Cable	522905033
784559000	27" Monitor kit	527849000
232009065-051 - Obsolete	XL CPU W/9051 Tuner (K-Byte) UL	522329065-051
232009065-054 - Obsolete	XL CPU W/9054 Tuner (K-Byte) UL	522329065-054
232009065-055 - Obsolete	XL CPU W/8755 Tuner (K-Byte) UL	522329065-055
232009275 - Obsolete	Scorer Controller w/9054 Tuner card	522329275-054
232009275 - Obsolete	Scorer Controller w/8755 Tuner Card	522329275-055
232009295 - Obsolete	XL CPU W/9051 Tuner (Radisys)	522329295-051
232009295-054 - Obsolete	XL CPU W/9054 Tuner (Radisys)	522329295-054
232009295-055	XL CPU W/8755 Tuner (Radisys)	522329295-055
290002024 - Obsolete	Keyboard 101/102 Enhanced A/T	522902024

NEW PART #	DESCRIPTION	REBUILD PART #
290003022 - Obsolete	Ithaca Receipt Printer - Journal 115V	522903022
290003023	Ithaca Receipt Printer - Journal 230V	522903023
290003032	Okidata Ticket Printer 115V	522903032
290003033	Okidata Back Office Printer 115V	522903033
290003042	Okidata Ticket Printer 230V	522903042
290003043 - Obsolete	Okidata Back Office Printer 230V	522903043
290003085	Receipt Printer	522903085
290004036 - Obsolete	Monitor VGA 14" sell 285000005	522904036
290004055	Assy Intelliport BD W/8 PC	522904055
290005016	Wyse 285 Terminal 115V/230V	522905016
290005017	Wyse 285 Keyboard	522905017
232009151	Keyboard - Advantage Pentium	522329151
N/A	Advantage Pentium	522906026
N/A	Advantage Lite	522904043
N/A	Advantage XL	522906028
N/A	Advantage XL	522906027
612290200	Advantage Replacement XL	522290200
218003157	PC Board Time Delay	522183157
231001033 - Obsolete	Printed Circuit Board - CPU	522311033
231001034	Printed Circuit Board - Lane A	522311034
231001035 - Obsolete	Printed Circuit Board - Lane C	522311035
231001037 - Obsolete	Printed Circuit Board - Power	522311037
231001120 - Obsolete	LIU Without Boards	522311120
231001154 - Obsolete	SIU Box-RS 485	522311154
232004080 - Obsolete	Monitor 25" Zenith	522324080
232005045 - Obsolete	PC Board - MPU Videograph	522325045
232005085 - Obsolete	PC Board - Logic M2 Conv	522325085
232006156	PC Board Bowler Terminal 85	522326156
232007110 - Obsolete	Bowler Terminal PC Board	522327110
232007150 - Obsolete	CWC - AccuScore Plus 115V 50/60Hz	522327150
232007265	Eprom Module English Program	522327265
232007320 - Obsolete	27" Zenith Color Monitor	522327320
232007350 - Obsolete	CWC - AccuScore Plus 115V/230V	522327350
232007425 - Obsolete	25" Wells Gardner Monitor	522327425
232008056 - Obsolete	27" Wells Monitor NTSC	522328056
232008057 - Obsolete	27" Zenith Monitor NTSC/RGB	522328057
232008080	Monitor Control Board	522328080
232008295 - Obsolete	Video Split Chassis	522328295
232008030 - Obsolete	Eprom Lowboy	522328300
232008421	Monitor	522328421
232008518 - Obsolete	27" Wells Gardner C-90 Monitor	522328518
232008527 - Obsolete	Assembly - Eprom Forty Frame Game	522328527
232008636 - Obsolete	25" Wells Gardner Monitor	522328636
233001000 - Obsolete	Array Strip - Accusonic	522331000
238001325 - Obsolete	Eprom ENG/ACC	522381325
238001335	AccuDesk Interface Box	522381335
244001125 - Obsolete	Camera Underlane Standard Time Delay	522441125
244001130 - Obsolete	Camera Underlane Standard Time Delay	522441130
244001135 - Obsolete	Camera Overlane Standard Time Delay	522441135
290001018 - Obsolete	RS 485 Advantage Quad Tech Bd.	522901018
290001125	Home Run RS422 Chassis 115V	522901125
232007500 - Obsolete	CWC A/S+ 115V/230V (Black)	522327500B
232007500 - Obsolete	CWC A/S+ 115V/230V (Red)	522327500R
612290100	Advantage Replacement	522290100
SA0247	Magnum Control Box Assy 8.0	780247
SA0249	Relay Board Magnum	780249
SA0250	Speed Control Box 110v	780250
SA0260	Speed Control Box 220v	780260
SA1172	Silver Bullet Control Box	781172
SA1187	PC Control Box	781187
030015850 - Obsolete	5850 MP Chassis	520315850

NEW PART #	DESCRIPTION	REBUILD PART #
030016524 - Obsolete	82/30 MP Chassis 240V 50HZ	520316524
030016526 - Obsolete	82/30 MP Chassis	520316526
070009860	82/70 Single Chip MP Board	520709860
232008546	EPROM,ASSY,DUALFORTY FRAME	522328546
249001005	Intercom Call Master NEM10A	522491005
249001006	Intercom Call Master NEM20A	522491006
249001007	Intercom Call Master NEM30A	522491007
285000003	UPS, 420VA, 115V	522850003
285000004 - Obsolete	UPS, 420VA, 230V	522850004
285000010	Lexmark Back Office Printer 230V	522850010
285000034 - Obsolete	BOSS Server PC	522850034
285000037	UPS, 700VA, 115V	522850037
285000038	UPS, 700VA, 230V	522850038
294002072	Summit Control Box	522942072
612460010	Radarray Plus	620460010
070003900 - Obsolete	MP + Chassis 110/60 Hz	620703900
070003901	MP + Chassis	620703901
070003902	Super Star MP Chassis	620703902
070004042 - Obsolete	Motor BE LH	620704042
070004043 - Obsolete	Motor BE RH	620704043
070004052 - Obsolete	Motor Combo 12.1	620704052
610709802 - Obsolete	MP Chassis 115V 50/06Hz	620709802
610709870	XOP Board W/O Cable Assy.	620709870
610900076	Ball Trigger	620900076
090004501	Gearbox Back End Right Hand 60HZ	620904501
090004504	Gearbox - Front End 60HZ	620904504
090004509	Gearbox - Front End 50HZ	620904509
090005700 - Obsolete	8290 Chassis 115V	620905700
090005705 - Obsolete	82/90 XL Chassis 230V	620905705
090005764 - Obsolete	82/90 Chassis 230V	620905764
090005765	Front End Box S/F	620905765
090005769	8290 Chassis 230 CE Comp	620905769
090008800	8800 Chassis 115V	620908800
090008864	8800 Chassis 230V	620908864
090008965	90XL Pinspotter Control Chassis	620908965
250001014	Control Box	522501014
286001201	Billiard Control Box	522861201
090003770 - Obsolete	82-90 Chassis S/F	620903770
090008100	Xtreme Master Control Box	522908100
090008102	Xtreme Driver Box Asy	522908102
090005760	APS Box	620905760
232008546	E Prom FFG	522328546
232008527 - Obsolete	E Prom FFG	522328527
N/A	PCB Bowler Terminal	522328680
N/A	Motor Back End LH GE	520706207
N/A	Motor Back End RH GE	520706208
N/A	Motor FE GE Receptacle Assy	520701702



Exploded view diagram of a mechanical assembly, likely a pump or motor, showing various components and their assembly relationships. The diagram includes numerous numbered parts and sub-assemblies, such as the motor housing (1), impeller (2), and various internal components like the shaft (11), bearings (13, 14), and seals (17, 18). The text "PARTS INDEX" is overlaid on the diagram.

PARTS INDEX

PARTS INDEX

PAGE#	ITEM#	PART#	DESCRIPTION
40	1	000020855	RING WELDMENT
38	10	000021204	SPRING
39	31	000021204	SPRING
40	10	000021210	PLATE-ROLLER
40	9	000021211	ROLLER BEARING
68	13	000021217	TERMINAL BLOCK - OBS
79	19	000021217	TERMINAL BLOCK - OBS
81	48	000021217	TERMINAL BLOCK - OBS
45	5	000021224	DAMPENER-VIBRATION
79	32	000021231	SOCKET
81	19	000021231	SOCKET
81	62	000021249	TERMINAL STRIP (UNDER CAPACITOR, ITEM 18) - OBS
67	71	000021407	IDLER ARM ASSEMBLY RH
58	5&6	000021408	IDLER PULLEY ASM
61	45	000021408	IDLER PULLEY ASM
61	46	000021408	IDLER PULLEY ASM
67	8	000021408	IDLER PULLEY ASM
67	1	000021409	BELT TIGHTNER ASSEMBLY
67	76	000021417	IDLER ROLLER ASSEMBLY
7	24	000021423	COLLAR 5/8X1 1/8 X 1/2
54	1	000021423	COLLAR 5/8 X 1 1/8 X 1/2
57	45	000021423	COLLAR 5/8 X 1 1/8 X 1/2
67	39	000021423	COLLAR 5/8 X 1 1/8 X 1/2
57	49	000021427	BEARING FL .629 X .878 X 1/8
67	37	000021427	BEARING FL .629 X .878 X 1/8
67	42	000021428	TUBE ADJUSTING ASSY
41	9	000021431	SPRING
67	6a	000021435	SHAFT SPECIAL
7	39	000021442	WASHER-RUBBER
41	51	000021443	SPRING POST
27	48	000021575	INSULATOR
70	1	000021575	INSULATOR
15	2	000021645	LEVER ASSEMBLY-SWITCH
70	2	000021645	LEVER ASSEMBLY-SWITCH
73	25	000021652	PIT LIGHT ASSEMBLY 120/60
75	25	000021652	PIT LIGHT ASSEMBLY 120/60
5	19	000021683	RETAINER, BEARING
15	9	000021714	SCREW-ADJUSTING
70	3	000021714	SCREW-ADJUSTING
5	18	000021744	BEARING, SELF ALIGNNG
11	60	000021784	WASHER SLOTTED
22		000021784	PACMAN WASHER/ SLOT WASHER
51	43	000021792	WASHER FRAME
51	1	000021813	WIPER SUPPORT
59	1	000021813	WIPER SUPPORT
51	2	000021814	RING
9	41	000021878	SPACER ROD ASSEMBLY
9	38	000021880	ROD END ASSEMBLY
9	40	000021880	ROD END ASSEMBLY
9	42	000021881	BEARING BL .625 X 1.375
5	20	000021905	BEARING (LOCKING COLLAR)
45	6	000021914	CHANNEL
27	13	000021992	BUMPER-GROMMET #2250
40	17	000021992	BUMPER-GROMMET #2250
41	13	000021992	BUMPER-GROMMET #2250
67	61	000022077	ROLLER SHAFT
63		000022080	gray kicker roller (not shown)
67	63	000022080	RUBBER ROLLER
67	68	000022082	PULLEY-ROLLER DRIVE
67	34	000022092	crank plate weldment
67	77	000022096	IDLER ASM ELEV
51	8	000022099	BELT-V PITCH LT 1133
67	11	000022099	BELT-V PITCH LT 1133
27	56	000022168	SPRING SWEEP BRAKE
41	30	000022172	SHEAVE-BACK END DRIVE
33	2	000022173	NUT-SPECIAL

PAGE#	ITEM#	PART#	DESCRIPTION
35	98	000022173	NUT-SPECIAL
67	79	000022173	NUT-SPECIAL
67	72	000022218	IDLER ARM ASSEMBLY LH
40	46	000022219	PIN ELEV Guard ASSEMBLY
40	47	000022222	BRKT-MTG-PIN ELV GRD
38	6a	000022249	BRKT ASSEMBLY-LH
47	27	000022286	COLLAR-STRUT CUSHION
47	30	000022287	WASHER SPRING SEAT
47	26	000022288	SPRING CUSHION
15	6	000022296	INSULATOR-SWITCH
41	5	000022296BG	INSULATOR-SWITCH (BAG 10)
73	92	000022296	INSULATOR-SWITCH
75	92	000022296	INSULATOR-SWITCH
38	21	000022300	SHIELD
39	27	000022300	SHIELD
31	2	000022369	DRIVE SHAFT-LH
11	21	000022580	PIN STOP - OBSOLETE
31	6	000022717	PIN-DRIVE SHAFT
11	33	000022737	ROD END LH
11	32	000022738	ROD END RH
47	9	000022770	PAD CUSH SPNGE RUBBR
22	21	000022782	SPRING COUNTER BAL
23	21	000022782	SPRING COUNTER BAL
38	20	000022788	BOX-SUPPORT
39	26	000022788	BOX-SUPPORT
38	22	000022794	BLOCK SUPPORT RH
39	28a	000022794	BLOCK SUPPORT RH
38	22a	000022795	BLOCK SUPPORT LH
39	28	000022795	BLOCK SUPPORT LH
38	42	000022796	CUSHION BLOCK-URETHANE-RH
38	42a	000022797	CUSHION BLOCK-URETHANE-LH
22	22	000022811	PILLOW BLOCK
23	22	000022811	PILLOW BLOCK
28	55	000022811	PILLOW BLOCK
41	10	000022821	PIN
47	41	000022821	PIN
47	42	000022822	SLEEVE
47	25	000022823	SHOCK ABSORBER
47	24	000022824	CUSHION SHOCK ASSEMBLY
41	6	000022828	BRKT-SHOCK SWCH MECH
57	1	000022869BG	WASHER (BAG 10)
38	14	000022878	ANGLE
39	41	000022878	ANGLE
38	7	000022924	SUPPORT-BEARING
39	18	000022924	SUPPORT-BEARING
38	36	000022926	RETAINER SUPPORT
28	24	000023104	BEARING FL 1.25 X 1.5 X .953
28	25	000023105BG	BEARING-SLV .628 X .815 x .396
17	15	000023114	BEARING FL .628 X .8155 X .06
28	32	000023114	BEARING FL .628 X .8155 X.06
5	28	000023139	ARM-CRANK
27		000023170	SWEEP BRACKET RH
30	9	000023170	steel sweep MTG bracket RH
27		000023171	SWEEP BRACKET LH
30	5	000023171	STEEL SWEEP MTG BRKT LH
30	10	000023182	SLIDE BAR
28	29	000023279	BUMPER-URETHANE
39	32	000023431	CLIP BOTTOM RH
39	32a	000023432	CLIP BOTTOM LH
39	17a	000023464	SUPPORT WLDMNT-RH MACH LH SIDE
39	17	000023465	SUPPORT WLDMNT-LH MACH RH SIDE
39	37	000023467	BEARING FL .314 X .434 X .310
39	33	000023468	BRACKET
41	7	000023621	LEVER CUSH ASSEMBLY-SWTH
41	8	000023625	BUMPER-SPONGE RUBBER
22	33	000023646	SHIM YOKE
41	31	000023673	SHEAVE

PAGE#	ITEM#	PART#	DESCRIPTION	PAGE#	ITEM#	PART#	DESCRIPTION
41	29	000023758BG	GSKT-WASHER 3/8ID X 7/8OD (BAG 10)	67	104	000024661	PULLEY
39	13	000023821	SIDE CLIP WELD	59	2	000024663	COVER-TRACK-UPPER
39	1a	000024507	PIN EJECT ASSEMBLY LH	59	3	000024663	COVER-TRACK-UPPER
39	1	000024508	PIN EJECT ASSEMBLY RH	59		000024666	TRACK RAIL WELD
39	2a	000024510	BRKT ASSEMBLY-LH	59	5	000024666	TRACK RAIL WELDMENT
39	2	000024511	BRKT ASSEMBLY-RH	38	3	000024668	TRACK SUPT BRKT
39	5a	000024512	SPRING-LH	59	6	000024668	TRACK SUPT BRKT
39	5	000024513	SPRING-RH	51	4	000024673	SPRING-DIST
39	9	000024515	BEARING SL .44 X .56 X 3/4	67	2	000024673	SPRING-DIST
39	10	000024516	BEARING SL .44 X .56 X 3/8	67	93	000024676	BRKT-LOWER TRACK
47	4	000024534	EAR, HANGER CUSHION	67	84	000024678	FILLER ASSEMBLY-FRONT
45	21	000024576	ROLLER ASSEMBLY-FRONT	33	25	000024679	BEARING BL .625 X 1.375
45	29	000024578	ROLLER BODY-FRONT	35	84	000024679	BEARING BL .625 X 1.375
45	23	000024579	ROLLER-HINGE	52	14	000024679	BEARING BL .625 X 1.375
45	24	000024580	SHAFT-HINGE	67	64	000024679	BEARING BL .625 X 1.375
45	27	000024582BG	PIN-ROLLER (BAG 10)	67	95	000024681	SCREW-HEX HD CAP
45	19	000024590	BEARING .7874 X 1.8504	51	39	000024699	GUARD OBSOLETE
45	22	000024592	HINGE ASSEMBLY	61	26	000024716	SPRING HOLDER
45	25	000024597	LINK ASSEMBLY	67	120	000024716	SPRING HOLDER
45		000024597	LINK ASSEMBLY	73	47b	000024719	RECEPTACLE
41	31a	000024598	ADJ SPEED SHEAVE	61	25	000024720	LINK ASSEMBLY UPPER
64		000024598	ADJUSTABLE SPEED SHEAVE	67	119	000024720	LINK ASSEMBLY UPPER
65		000024599	ADJUSTABLE SPEED RUDDER DRIVE SHEAVE	67	81	000024745	NUT PLATE ASM
67	13	000024599	ADJ.SPEED SHEAVE-RUDDER ARM	45	25a	000024760	front roller link assembly
67	140	000024599	ADJUSTABLE SHEAVE	47	8a	000024795	WOOD PLANK-CUSHION LH
61	11	000024603	SPRING-COMP.BALL LFT	47	8	000024796	WOOD PLANK-CUSHION RH
61	13	000024605	RETAINER LOWER	47	7	000024801BG	WASHER (BAG 2)
61	40	000024606	SUPPORT	67	100	000024806	SHEAVE
61	41	000024607	TUBE	47	10	000024807	CUSHION-RUBBER RH
61	14	000024608	RETAINER UPPER	47	10a	000024808	CUSHION-RUBBER LH
51	3	000024610	STUD-CLAMP	61	63b	000024811	PULLEY ASSEMBLY RH 5"
67	132	000024610	STUD-CLAMP	67	103	000024811	PULLEY ASSEMBLY RH
67	92	000024612	PAD-STARTER	61	63c	000024812	PULLEY ASSEMBLY LH 5"
67	57	000024614	ARM-RUDDER	67	110	000024812	PULLEY ASSEMBLY LH
57	2	000024615	SHAFT	38	19	000024890	JACKSCREW
67	52	000024615	SHAFT	39	36	000024890	JACKSCREW
57	3	000024616	CLAMP STUD	31	5	000024892	RETAINER-BALL
67	54	000024616	CLAMP STUD	31	13a	000024893	DRIVE SHAFT ASSEMBLY-LH 82/70
67	88	000024618	NUT-CARRIAGE ASSEMBLY	28	14	000025004	END FITTING RH
67	58	000024622	PLUG RUDDER ARM	29	5	000025004	END FITTING RH
38	33a	000024623	SEGMENT-REAR LH	28	19	000025005	END FITTING LH
67	86a	000024623	SEGMENT-REAR LH	29	6	000025005	END FITTING LH
38	33	000024624	SEGMENT-REAR RH	82	7	000025049	SHIELD
67	86	000024624	SEGMENT-REAR RH	79	22	000025068	BLOCK-TERMAMP2008382
38	34	000024625	SEGMENT-FRONT RH	81	38	000025068	BLOCK-TERMAMP2008382
67	87	000024625	SEGMENT-FRONT RH	73	8	000025078	BLOCK-TERMAMP2012981
38	34a	000024626	SEGMENT FRONT LH	75	8	000025078	BLOCK-TERMAMP2012981
67	87a	000024626	SEGMENT FRONT LH	82	9	000025078	BLOCK-TERMAMP2012981
67	85	000024628	PAD-RUBBER	13	42	000025079	BLOCK-TERM AMP 201355-1
67	98	000024631	BEARING FL .752 X .877 X .151	69	2	000025144	PLUG MALE 1-201357-1AMP9602P
67	94	000024634	SHAFT	82	5	000025183	CLAMP WASHER - OBS
38	41	000024641	STOP BUMPER	82	3	000025183	CLAMP WASHER - OBS
51	42	000024641	STOP BUMPER	38	39	000025207	SCREW-JACK-INSRT-LONG
61	37c	000024645	upper shaft	35	138a	000025281	RIVETED BEARING- RESPOT CELL
61		000024645	upper shaft	68	16a	000025292	CIRC BREAK AM12 (4 terminals)
61	17	000024647	ROLLER	40	6a	000025330	BRKT-PIN HOLD LH
61	15	000024648	PIN PIVOT	40	6	000025331	BRKT-PIN HOLD RH
61	16	000024650	ROLLER ASSEMBLY	17	45	000025549	COLLAR 7/8 X1 1/2 X 9/16
61	19	000024651	LINK ASSEMBLY	81	76b	000025555	FUSE-SLO BLOW 3 AMP
61	20	000024651	LINK ASSEMBLY	13	19	000025556	CATCH-SPG.LOCK
67	112	000024651	LINK ASSEMBLY	73	9	000025556	CATCH-SPG.LOCK
15	7	000024657	SPRING	75	9	000025556	CATCH-SPG.LOCK
70	4	000024657	SPRING	82	8	000025557	CLIP-SPG. LOCK
61	59	000024659	YOKE LOWER	73	35	000025576	HI VOLT BARRIER - OBS
61	60	000024659	YOKE LOWER	75	35	000025576	HI VOLT BARRIER - OBS
67	113	000024659	YOKE LOWER	5	3	000025590	RECEPTACLE HOUSING
61	24	000024661	PULLEY	41	37	000025590	RECEPTACLE HOUSING

PAGE#	ITEM#	PART#	DESCRIPTION
73	41	000025603	TERMINAL BOARD
75	41	000025603	TERMINAL BOARD
67	66	000025621	BEARING SL .502 X .689 X 2.495
45	13	000025622	STRAP-BONDING
65	83	000025638	BUMPER RUBBER-3/16
45	30	000025662BG	SCREW-NYLOC (BAG 10)
39	3	000025803	ROLLER-PIN EJEK ASSEMBLY
39	4	000025804	SHAFT-PIN EJEK ASSEMBLY
79	39	000025863	RELAY 24 V 50-60 CY
81	23	000025863	RELAY 24 V 50-60 CY
68	3	000025865	PLUNGER SWITCH
79	14	000025865	PLUNGER SWITCH
41	38	000025906	RECEPTACLE-MALE
82	4	000025907	PLUG FEMALE
7	34	000026027	SOLENOID 60 HZ .156
35	126	000026031	SPRING
51	5	000026031	SPRING
54	3	000026031	SPRING
55	3	000026031	SPRING
57	5	000026031	SPRING
40	43	000026032	SPRING
68	12	000026037	SWITCH TOGGLE
15	3	000026042	SWITCH-MICRO
22	6	000026042	SWITCH-MICRO
23	6	000026042	SWITCH MICRO
70	5	000026042	SWITCH-MICRO
27	47	000026043	SWITCH-MICRO
41	4	000026043	SWITCH-MICRO
32	35	000026081	SLEEVE-SPRING POST
15	23	000026247	SWITCH
73	88	000026247	SWITCH
75	88	000026247	SWITCH
27	40	000026251BG	BEARING RESPOT CELL (BAG 10)
35	138	000026251	BEARING RESPOT CELL
70	6	000026401	SHAFT
70	7	000026419	HOUSING WELDMENT
47	12	000026445	2 PLY PREMIUM PIN CURTAIN
27	2	000026446	ROD END
57	37	000026446	ROD END
59	8	000026446	ROD END
47	12a	000026450	STANDARD PIN CURTAIN
39	47	000026464	BRACKET-BACK END
43		000026756	green back carpet belt
45	20a	000026756	SPLIT FINGER CARPET BELT- GREEN
79	37	000026836	TRSFMR 115-60
81	28	000026836	TRSFMR 115-60
13	40	000026865	WASHER
33	61	000026865	WASHER
53	1	000026865BG	WASHER (BAG 10)
44	9	000027099	APRON & MAT ASSEMBLY RH
44	9a	000027100	APRON & MAT ASSEMBLY LH
55	14	000027264	SPACER
57	6	000027264	SPACER
67	15	000027264	SPACER
44	4a	000027368	PLOW & MAT ASSEMBLY LH
44	4	000027372	PLOW & MAT ASSEMBLY RH
31	10	000027390	DIST DRIVE Housing
73	26	000027444	FLRSCNT LAMP STARTER
75	26	000027444	FLRSCNT LAMP STARTER
38	17	000027641	BEARING TH .752 X 2.75 X .062
39	22	000027641	BEARING TH .752 X 2.75 X .062 36
18		000027642	WASHER
39	21	000027642	WASHER
61	87	000027642	WASHER
39	19	000027645	BRKT.SUPT.ASSEMBLY LH
39	19a	000027646	BRKT.SUPT.ASSEMBLY RH
5	2	000027655	RECEPTACLE-MALE

PAGE#	ITEM#	PART#	DESCRIPTION
5	4	000027655	RECEPTACLE-MALE COMBO 5 PRONG
82	7	000027660	PLUG-FEMALE
67	14	000027710	BELT-V-36 OUTSIDE
79	37a	000027870	TRSFMR 115/230 50/60
81	28a	000027870	TRSFMR 115/230 50/60
7	34a	000027873	SOLENOID 50 HZ .156
67	125	000027996	CUSHION-RUBBER
61	3	000027998	RETAINER
67	126	000027998	RETAINER
41	12	000028036	SHIM-MICRO SWITCH
61	4	000028057	RETAINER CUSH GUIDE
67	124	000028057	RETAINER CUSH GUIDE
39	11	000028334	PIN EJECTOR WASHER
38	40	000028362	BUMPER-URETHANE
67	139	000028362	BUMPER-URETHANE
7	35	000028391	SCREW-SHOULDER
77	3	000028409	BLOCK-TERMAMP2013581
79	23	000028410	BLOCK-TERMAMP2002772
81	34	000028410	BLOCK-TERMAMP2002772
13	31	000028441	GUIDE SOCKET
69	3	000028441	GUIDE SOCKET
73	11	000028441	GUIDE SOCKET
75	11	000028441	GUIDE SOCKET
77	4	000028441	GUIDE SOCKET
79	26	000028441	GUIDE SOCKET
81	37	000028441	GUIDE SOCKET
82	10	000028441	GUIDE SOCKET
13	30	000028442	GUIDE PIN
69	4	000028442	GUIDE PIN
73	10	000028442	GUIDE PIN
75	10	000028442	GUIDE PIN
79	25	000028442	GUIDE PIN
81	35	000028442	GUIDE PIN
82	11	000028442	GUIDE PIN
81	88	000028452	VARISTOR
79	38	000028494	HOOK
81	46	000028494	HOOK
47	6	000028529	URETHANE-PLUS RIVET
62		000028540	spring loaded drive link assembly
67	138	000028540	SPRNGLOADED DRIVE LNK ASSEMBLY
62		000028541	end cap
62		000028542	bearing
62		000028542	jam nut
62		000028543	bushing
62		000028544	spring
62		000028545	shaft
62	Not Shown	000028546	stop
62	Obsolete	000028547	housing
62		000028548	front cap
61	28	000028737	SHAFT
67	118	000028737	SHAFT
61	65b	000028771	SHEAVE 4 1/4"
67	47	000028865	BELT-V PITCH LT 34 5
67	27	000028866	RING - OBS
81	76a	000029010	POST FUSE EXTRACTOR
68	18	000029012	DOT PLUG BUTTON
69	5	000029013	LOCKING SPRING CLIP
77	5	000029013	LOCKING SPRING CLIP
79	27	000029014	LOCKING SPRING CATCH
81	33	000029014	LOCKING SPRING CATCH
39	46	000029015	STUD-PIVOT
40	13	000029068	RUBBER MOUNT
44	7	000029068	RUBBER MOUNT
31	4	000029073BG	WASHER (BAG 10)
69	6	000029093	CLAMP STRAIN RELVR
79	21	000029117	HANDLE
81	65	000029117	HANDLE

PAGE#	ITEM#	PART#	DESCRIPTION
40	30	000029201	OILER BODY
40	31	000029202	SPRING WICK
40	32	000029203	WICK PIN
81	17	000029301	RECTIFIER-SILC. 2069
39	8	000029317	STOP-PIN
67	128	000029600	BELT-V-33 1/2 OUT
41	53	000029601	SPRING
67	28	000029601	SPRING
58	10	000029603	SHAFT
67	6	000029603	SHAFT
54	4	000029605	SHAFT-PIVOT
67	25	000029605	SHAFT-PIVOT
54	5	000029606	SHAFT-PIVOT-SHORT
55	5	000029606	SHAFT-PIVOT SHORT
67	19	000029606	SHAFT-PIVOT-SHORT
67	134	000029607	BRKT-BALL ELEV
67	18	000029608	SHAFT-SHEAVE
67	24	000029609	SPRING TORSION
67	70	000029610	SHAFT-ROLLER BASE
57	7	000029611BG	UNIBAL BEARING WASHER (BAG 10)
57	47	000029611BG	UNIBAL BEARING WASHER (BAG 10)
67	43	000029611	UNIBAL BEARING WASHER
67	97	000029612	SPRING TORSION
61	29	000029613	RAIL
27	29	000029614	HEIM UNIBAL
67	44	000029614	HEIM UNIBAL
41	3	000029624	BRKT SHOCK MECH
55	7	000029625	HANGER ARM - Obs
45	4	000029626	SUPPORT-ANGLE
58	2	000029628	ARM-IDLER
67	10	000029628	ARM-IDLER
51	6	000029629	TRACK WELD-DOWNSWEEP
67	80	000029638	BASE-ROLLER
54	6	000029659	HANGER ARM ASM
54	7	000029659	HANGER ARM ASM
55	6	000029659	HANGER ARM ASSEMBLY
67	17a	000029659	HANGER ARM ASM
61	5	000029660	SHAFT
67	114	000029660	SHAFT
61	6	000029661	SHOCK ABSORBER
67	129	000029661	SHOCK ABSORBER
67	56	000029671	LINK-DR.RUDDER ASSEMBLY
38	6	000029672	BRKT BEARING ASSEMBLY RH
67	36	000029695	SHAFT WELD-CRANK
57	48	000029696	TUBE ADJUSTMENT ASSEMBLY
67	38	000029696	TUBE ADJUSTMENT ASSEMBLY
57	50	000029697	TUBE-ADJUSTMENT
77	6	000029896	CLAMP STRAIN RELVR
45	7	000029898	BAR-REINFORCING 40.5
51	7	000029910	SHIM-3/8 SLOT X 1 1/8OD
67	82	000029959	PAD-FILLER ASSEMBLY
41	50	000029961	BRACE Obsolete (not shown)
34		000200000	carl klauck distributor tool
38	25	008100413	ADHSVE-3M EC1300
39	20	008100413	ADHSVE-3M EC1300
82	1	010101010	CORD SO 16/5/600V - OBS
73	19	010102210	CORD SO 18/3/600V
75	19	010102210	CORD SO 18/3/600V
82	1	010103210	CORD SO 16/2/600V
81		030016526	MP Chassis 120V-60HZ
22	34	030003938	STRAP PILLOW BLOCK
5		030003943	crank, motor
36		030005677	white belt
5		030005923	relay
30	2	030008361	BRKT-HANGER-SWEeP ASSEMBLY
38	26	030008660	PANEL-KICKBACK
40	41	070001129	WHEEL ASSEMBLY RH

PAGE#	ITEM#	PART#	DESCRIPTION
44	10	070001184	STRAP
44	6	070001185	brace obsolete
44	8	070001195	PIN EJECTOR
40	2	070001207	WHEEL GUARD - OBS
41	36	070001284	RECEPTACLE ASSEMBLY
47	33	070001389	SPRING-CURTAIN LATCH
47	32	070001396	PIN-CURTAIN LATCH
58	1	070001411	ARM ASSEMBLY
44	2	070001412	PLOW & MAT ASSEMBLY SM RH
40	16	070001415	BRACKET-WHEEL
47	15	070001421	STRAP
47	14	070001422	BOLT-U
47	5	070001432	PAD
38	11	070001450	PIT SUPT BRKT-BDS
39	43	070001451	PIT SUPT BRKT-OBDS
29	4	070001557	TIE ROD
5	9	070001562	CAP, CAM HUB - OBS
23	14	070001583	PIN-FRONT END ASY
6	14	070001585	PIN-SPOT LINK
6	20	070001587	PIN-SPRING HANGER
22	5	070001591	PIN-HOOK SPOT
23	5	070001591	PIN-HOOK SPOT
29	1	070001601	TIE ROD ASSEMBLY-RESPOT
6	8	070001605	SPOT LINK ASSEMBLY-UPPER
29	4	070001606	TIE ROD RESPOT
29	3	070001607	TIE ROD SPOT
5	15	070001664	CLAMP STUD
22	24	070001668	ROLLER-SPRING
23	24	070001668	ROLLER-SPRING
73	87	070001698	BRKT-PITLIGHT
75	87	070001698	BRKT-PITLIGHT
5	29	070001699	SHAFT, SWEEP DRIVE
5	7	070001700	SHAFT, TABLE DRIVE
5	31	070001707	SPRING
6	19	070001751	HANGER-SPRING
7	54	070001774	LINK ASSEMBLY
7	58	070001777	PIN
11	46	070001804	PIVOT WELD RESPOT
11	47	070001807	SPRING RESPOT FINGER
5	21	070001840	TABLE DRIVE ASY
9	47	070001840	TABLE DRIVE ASSEMBLY
9	25a	070001844	SPRING-ACTUATOR
9	36	070001849	WASHER-SPECIAL
22	1	070001852	LEVER TABLE ARM
22	2	070001852	LEVER TABLE ARM
23	1	070001852	LEVER TABLE ARM
23	2	070001852	LEVER TABLE ARM
22	3	070001853	SPRING
23	3	070001853	SPRING
22	4	070001854	SCREW-ADJUSTING
23	4	070001854	SCREW ADJUSTING
9	26	070001857	ROLLER-NYLON
35	76	070001857BG	ROLLER-NYLON (BAG 2)
11	39	070001871	SCREW-HEX HD CAM LINK
9	7	070001877	ECCENTRIC-TABLE DR.
9	15	070001893	CAM BALL ASSEMBLY
9	12	070001894	PIN-PIVOT
9	17	070001898	LATCH ASSEMBLY
73	30	070001907	BRKT-SUP-PIT LITE RH
75	30	070001907	BRKT-SUP-PIT LITE RH
73	31	070001908	BRKT-SUP-PIT LITE LH
75	31	070001908	BRKT-SUP-PIT LITE LH
23	28	070001909	SCREW-SET-NYLON TIP
5	8	070001910	SPOT RESPOT CAM
9	13	070001917	SPRING-COMPRESSION
6	6	070001919	FLANGED BUSHING
23	37	070001924	BRG-FL .753X.9395X.58

PARTS INDEX

PAGE#	ITEM#	PART#	DESCRIPTION
23	38	070001926	PIN
9	25	070001931	SPRING
9	24	070001932	PIN
79	63	070001987	TAG-INSTR - OBS
79	3	070001990	KNOB-CHASSIS COVER
81	80	070001990	KNOB-CHASSIS COVER
73	46b	070001992	PLATE-PWR RECPT 50HZ - OBS
75	46b	070001992	PLATE-PWR RECPT 50HZ - OBS
61	23	070001995	YOKE ASSEMBLY-W/ BEARING NUT
6	10a	070001997	LATCH ASSEMBLY-SPT ARM ASSY
41	20	070002004	ARM ASSEMBLY RH BELT TIGHT
40	37	070002005	BELT-DRIVE PIN ELEV
41	21	070002007	PULLEY ASSEMBLY BELT
41	28	070002010	PAN-DRIP
41	26	070002012	PIVOT SHAFT
39	39	070002027	PANEL
45	18	070002034	ROLLER ASSEMBLY-REAR
51	13	070002034	ROLLER ASSEMBLY-REAR
47	2	070002050	TUBE WELD RH
47	1	070002060	CUSHION ASSEMBLY RH
58	3	070002072	SHAFT-IDLER
67	9	070002072	SHAFT-IDLER
41	2	070002074	BRKT-MOTOR RH REAR
41	1	070002084	BRKT-MOTOR RH FRONT
41	22	070002094	PULLEY-BELT TIGHTNER
45	31	070002097	SHEAVE-CARPET DRIVE
51	14	070002097	SHEAVE-CARPET DRIVE
67	46	070002097	SHEAVE-CARPET DRIVE
44	2a	070002169	PLOW & MAT ASSEMBLY SM LH
41	2a	070002212	BRKT-MOTOR LH REAR
41	1a	070002214	BRKT-MOTOR LH FRONT
41	20a	070002216	ARM ASSEMBLY LH MACH
47	2a	070002252	TUBE WELD CUSHION LH
47	1a	070002260	CUSHION ASSEMBLY LH
12	37	070002531	WASHER RESPOT
19	25	070002570BG	INSERT YOKE ARM (BAG 10)
21	25	070002570BG	INSERT YOKE ARM (BAG 10)
17	52	070002573	SPACER LEG YOKE
11	13	070002577	STUD SPRING YOKE ASY
11	40	070002578	LEVER ASY SPOT
29	16	070002578	LEVER ASSEMBLY SPOT
11	44	070002579	LEVER ASY FINGER
11	31	070002581	TIE ROD
13	32	070002582	DRIVE LINK ASSEMBLY-REAR
11	24	070002583	LINK ASY ACTUATING
11	29	070002584	PIN BELL CRANK
11	51	070002585	SHAFT LEVER TBL ASY
11	45	070002590	FINGER LINK
11	48	070002592	PIN FINGER
11	56	070002594	TIE ROD ASY
29	19	070002595	FINGER LINK ASSEMBLY - OBS
11	59	070002596	SPRING (NOT SHOWN)
17	31	070002602	LEVER INNER YOKE
17	32	070002603	LEVER OUTER YOKE
17	43	070002609	PIN LEVER REAR YOKE
17	35	070002612	TIE LINK ASM
17	36	070002612	TIE LINK ASM
17	30	070002615	SHAFT-1YOKE ASSEMBLY
17	29	070002616	SHAFT-2 YOKE ASSEMBLY
17	28	070002617	SHAFT-3 YOKE ASSEMBLY
17	27	070002618	SHAFT-4 YOKE ASSEMBLY
13	34	070002619	PIN ACTUATOR SHAFT
17	46	070002620	SPACER YOKE ASSEMBLY
17	1	070002623	YOKE & BEARING ASSY
17	47	070002624	ARM ACT YOKE ASM
19	14	070002629	YOKE RESPOT ASM
21	14	070002629	YOKE RESPOT ASM

PAGE#	ITEM#	PART#	DESCRIPTION
19	15	070002630BG	BEARING FL .252 X .315 X .218 (BAG 20)
21	15	070002630BG	BEARING FL .252 X .315 X .218 (BAG 20)
19	24	070002632	SCREW-ADJ-RESPOT CELL
21	24	070002632	SCREW-ADJ-RESPOT CELL
21	13a	070002642	YOKE RESPOT ASSEMBLY 7
19	17	070002644	PLATE YOKE ASSEMBLY
21	17	070002644	PLATE YOKE ASSEMBLY
19	21	070002645	SHAFT-LEVER AY-RESPOT
21	21	070002645	SHAFT-LEVER AY-RESPOT
19	18	070002646	ARM RES YOKE ASSEMBLY
21	18	070002646	ARM RES YOKE ASSEMBLY
19	13	070002647	YOKE RESPOT ASSEMBLY
19	13a	070002647	YOKE RESPOT ASY
19	22	070002649BG	SPRING (BAG 10)
21	22	070002649BG	SPRING (BAG 10)
9	23	070002652	BEARING SL .252 X 315 X .5 LG
13	3	070002652	BEARING SL .252 X 315 X .5 LG
15	18	070002652	BEARING SL .252 X 315 X .5 LG
19	30	070002652BG	SLEEVE BUSHING (BAG 10)
21	30	070002652BG	BEARING SL .252 X .315 X .5 LG (BAG 20)
11	57	070002652BG	BEARING SL .252 X .315 X .5LG (BAG 20)
11	6	070002653BG	BEARING FL .252 X .315 X .38 (BAG 20)
7	55	070002653	BEARING FL .252 X .315 X .38
13	2	070002653	BEARING FL .252 X .315 X .38
15	19	070002653	BEARING FL .252 X .315 X .38
19	20	070002653BG	BEARING FL .252 X .315 X .38 (BAG 20)
21	20	070002653BG	BEARING FL .252 X .315 X .38 (BAG 20)
19	8a	070002654BG	PIVOT SHAFT 1/4 (BAG 10)
21	8a	070002654BG	PIVOT SHAFT 1/4 (BAG 10)
17	4	070002663	LEG ASSEMBLY-FRONT RH
17	9	070002664	LEG ASSEMBLY-FRONT LH
17	13	070002665	LEG ASSEMBLY-REAR
17	5	070002667	LEG-FRONT-TABLE
13	6	070002671	LINK RESP CONN
11	5	070002680	LEVER RESPOT ASY
11	3a	070002681BG	PIN RSPT LEVER PIVOT (BAG 10)
17	2	070002683	YOKE
11	1	070002684	TABLE CASTING - OBSOLETE
21	8	070002685BG	SHAFT-PIVOT 7 CELL 5/16 (BAG 10)
21	2	070002686	FRAME ASM 7 CELL
17	38	070002688	SPRING RH
17	39	070002689	SPRING LH
6	9	070002691	FLANGED BUSHING
17	7	070002698	BEARING SR .625 X 1.562 X 7/8
22	17	070002698	BEARING SR.625X1.562X7/8
17	51	070002701	PIN YOKE LEGS
11	11	070002702	STOP RESPOT
11	25	070002715	BEARING SL .502 X .689 X 1.5
17	40	070002719	SLEEVE-SPRING-YOKE
17	33	070002723BG	PIN ACTUATOR SHAFT (BAG 10)
11	52	070002726	SHAFT TBL ASY
11	37	070002727	LINK & BEARING ASY
29	17	070002727	LINK & BEARING ASSEMBLY
11	36	070002728	CAM LINK BEARING ASY
29	18	070002728	CAM LINK BEARING ASSEMBLY
11	22	070002732BG	SPRING (BAG 2)
11	28	070002733	SCREW CAM LINK TABLE
11	23	070002734	BRKT SPRING CAM LINK
11	43	070002745BG	BEARING FL .626 X .814 X 1/2
19	23	070002750BG	SCREW-FLHD-RESPOT&YOKE (BAG 10)
21	23	070002750BG	SCREW-FLHD-RESPOT&YOKE (BAG 10)
19	9	070002752	BUMPER EXTENSION
21	9	070002752	BUMPER EXTENSION
15	17	070002758	LEVER & BUSHING ASSEMBLY
15	14	070002762	SPRING-SWITCH.LEV-TBL - OBS
13	11	070002766	LINK-TABLE ASSEMBLY
13	8	070002768	LINK-TABLE ASSEMBLY

PAGE#	ITEM#	PART#	DESCRIPTION	PAGE#	ITEM#	PART#	DESCRIPTION
13	9	070002769	LINK-TABLE ASSEMBLY	68	1	070005355	CONTROL BOX WELD - OBS
13	10	070002770	LINK-TABLE ASSEMBLY	68	2	070005361	COVER-CONTROL BOX
13	13	070002771	PLATE-TABLE	73	40	070005465	COVER-CROSS BEAM LH - OBS
13	14	070002772	PIN-TABLE	75	40	070005465	COVER-CROSS BEAM LH - OBS
13	16	070002773	GROMMET-TABLE ASSEMBLY	79	24	070005514	SHIELD-ANGLE
13	12	070002774	PIN	81	57	070005514	SHIELD-ANGLE
9	8	070002776	BEARING CONE RL-TBL DRV	79	33	070005515	RELAY-CHASSIS 24VAC
9	3	070002777	CUP-ROLLER BEARING LG	81	15	070005515	RELAY-CHASSIS 24VAC
9	1	070002778	HOUSING/CUP ASSEMBLY	73	51	070005521	CABLE ASSEMBLY START SW. - OBS
9	6	070002779	ECCENTRIC & CONE ASM	75	51	070005521	CABLE ASSEMBLY START SW. - OBS
9	4	070002780	CUP-ROLLER BEARING SM	68	4	070005529	SWITCH-SWEEP RUN
11	38	070002781	BEARING NEEDLE	68	11	070005530	SWITCH-SWEEP REVERSE
17	18	070002784	SPOTCUP LINER	73	13	070005531	PLATE-END-CABLE DUCT - OBS
17	20	070002787BG	BLT-U-SPOTTING CUP (BAG 2)	75	13	070005531	PLATE-END-CABLE DUCT - OBS
17	26	070002788	CAP-SPOTTING CUP	75	83	070005532	END PLATE-F.E.FRAME - OBS
19	2	070002792	FRAME RESPOT WELD.	73	33	070005534	CBL ASSEMBLY-OFF SPOT
17	19	070002798	RETAINER-SPOTING CUP (Obsolete)	75	33	070005534	CBL ASSEMBLY-OFF SPOT
17	16	070002808	SPOTTING CUP ASSEMBLY	73	48	070005539	SPACER - OBS
17	17	070002809	SPOTTING CUP	75	48	070005539	SPACER - OBS
13	39	070002813	RESPOT LINK	82	3	070005539	SPACER - OBS
13	22	070002814	LINK ASSEMBLY	73	17	070005542	CABLE ASSEMBLY SWEEP MTR
13	25	070002814	LINK ASSEMBLY	75	17	070005542	CABLE ASSEMBLY SWEEP MTR
13	27	070002815	BEARING .252 X .318 X .307 LG	79	20	070005548	PLATE-SERIAL NO - OBS
11	41	070002816	CAM FOLLOWER	81	14	070005548	PLATE-SERIAL NO - OBS
9	9	070002824	CONE BEARING & SEAL ASSY	73	3	070005570	PLUG DUCT WELDMT
28	36	070003103	PIN-BEARING.SWEEP LINK	75	3	070005570	PLUG DUCT WELDMT
28	49	070003106	SHAFT MAIN PIVOT	5	Not Shown	070005585	END MACHINE GUARD
28	17	070003116BG	TUBE DR LINK CON ROD (BAG 10)	13	29	070005602	CBL-TABLE
28	21	070003117	SPACER DRIVE LINK	73	37	070005604	CABLE-TABLE
28	23	070003158	LINK-DRIVE ASSEMBLY-SWEEP	75	37	070005604	CABLE-TABLE
28	3	070003159	TUBE-MOTOR ROD	47	13	070005610	LINK
28	2	070003162	CNECT ROD ASSEMBLY MTR	44	3	070005614	DECAL-WARNING
28	37	070003173	BEARING SL .438 X .624 X 2 "LG"	73	44	070005614	DECAL-WARNING
28	33	070003184	SUPPORT-LINK ASSEMBLY-SWP	75	44	070005614	DECAL-WARNING
28	34	070003189	PIN-BEARING.SWEEP LINK	73	75	070005639	DECAL
28	53	070003190	BRKT-SHOCK RH-SWEEP	75	75	070005639	DECAL
28	54	070003191	BRKT-SHOCK LH-SWEEP	81	18	070005652	CPCTR-100MFD 250WVDC
26		070003195	SWEEP SHOCK MOUNT	81	64	070005661	INSULATOR - OBS
28	52	070003195	SHOCK MOUNT	79	18	070005666	CIRC BREAKTEX
28	26	070003221	SCREW-SWEEP LINK ASSEMBLY	81	29	070005666	CIRC BREAKTEX
28	48	070003222	BRKT-SHOCK MOUNTING	81	8a	070005806	CHASSIS WELD ELCO CHASSIS - OBS
28	46	070003223	LINK-THREADED-SWEEP	81	83	070005839	RELAY - OBS
28	20	070003231	PIN BEARING	81	7a	070005840	PC BD ALIGN. SUPT. USED ON ELCO
28	51	070003232	SPACER-LONG SWP LK L				CHASSIS - OBS
28	50	070003233	SPACER-SWEEP LINK LH	81	24	070005841	GUIDE-BOARD - OBS
28	22	070003234BG	BEARING FL .437 X .75 X .62 LG (BAG 10)	81	87	070005842	DIODE-POWER
28	39	070003235	SCREW-SWEEP LK. 7/16-14	81	12	070005845	HEAT SINK - OBS
28	28	070003238	LINK ASSEMBLY-SWP STAB.	81	11	070005846	COVER PLATE ASSEMBLY - OBS
5	40	070003243	SCREW-CRANK ARM	79	5	070005847	GSKT-CHAS CVR PLT - OBS
28	10	070003245	SCREW-ROCK.ARM-SWEP.LK	81	82	070005847	GSKT-CHAS CVR PLT - OBS
77		070003902	SUPERSTAR MP CHASSIS	81	25	070005853	TRSFMR 115/60
35	93	070004176	BEARING RL DIST	81	30	070005854	INSULATOR
41	49	070004267	SHAFT-STUB	81	31	070005855	INSULATOR
38	43	070004602	ball lift bracket (not shown)	81	89	070005859	DIODE-POWER
51	41	070004642	BRKT-STOP-BALL LIFT	81	22	070005874	CPCTR-1500MFD 50W.V.
51	9	070004654	BRKT-TRACK SUPPORT	81	10a	070005877	PC BD ALIGN. SUPT. WELD, LH ELCO
51	15	070004669	CLOTH-BALL WIPER				CHASSIS - OBS
51	16	070004670	DUST TRAP	81	9a	070005879	PLATE WELD-SIDE SUPPORT ELCO
47	35	070004738	GUARD				CHASSIS - OBS
67	136	070004813	KICKER BALL LIFT ASSEMBLY	81	32	070005882	INSULATOR - OBS
73	52	070005094	CABLE ASSEMBLY BE MTR	81	16	070005883	RELAY
75	52	070005094	CABLE ASSEMBLY BE MTR	79	3a	070005884	LATCH - OBS
81	45	070005149	RELAY-THERMAL	81	80a	070005884	LATCH - OBS
73	39	070005217	STRAP BRACKET ASSY - OBS	79	4a	070005885	SPACER - OBS
75	39	070005217	STRAP BRACKET ASSY - OBS	81	81a	070005885	SPACER - OBS
73	38	070005219	BRKT-CAPACITOR - OBS	81	85	070005887	PLUG-CONNECTOR - OBS
75	38	070005219	BRKT-CAPACITOR - OBS	81	25a	070005898	TRSFMR 115/230 50

PARTS INDEX

PAGE#	ITEM#	PART#	DESCRIPTION
81	6a	070005960	PC BR # 6 ASSY USED WITH ELCO
			CHASSIS - OBS
81	13a	070005961	MOTHER BOARD ASSEMBLY ELCO
			CHASSIS - OBS
81	66	070005998	TRIAC
35	101	070006004	TUBE-DISTRIBUTOR
35	80	070006009	SUPPORT-BELT RUN.ASSEMBLY
35	83	070006011	PULLEY ASSEMBLY-DIST.
35	106	070006013	GUIDE-PIN-DIST.
35	94	070006014	SHAFT-DISTRIBUTOR
35	85	070006015	TRIP ARM ASSEMBLY R H
35	91	070006016	TRIP ARM ASSEMBLY L H
35	103	070006019	COLLAR-SPRING-DIST.
35	89	070006021	TUBE ASSEMBLY-FRONT-DIST.
35	73a	070006022	TUBE ASSEMBLY-MIDDLE-DIST
35	75a	070006028	ROCKER ARM-TRIP-DIST
35	99	070006029	LINK-CONNECTING-DIST
40	44	070006030	SPRING-SAFETY LINK
33	16	070006034	SPRING-LINEAR-DIST.
35	102	070006035	SPRING-DIST.CARRIAGE
35	71	070006036	LACING-DIST. BELT
35	72	070006037	PIN-DIST.BELT
35	127	070006042	RUNNER-BELT-REAR
40	23	070006043	SPACER-CLAMP
40	22	070006044	NUT-SPRING POST
40	21	070006045	POST-DIST.SUPT.ASSEMBLY
40	25	070006047	TUBE-SAFETY LINK
33	38	070006048	BOLT-SPECIAL
33	6	070006049	SHAFT-ARM-DIST.
33	1	070006051	ARM-DISTRIBUTOR
33	4	070006052	DRIVE ARM
35	108	070006055	CARRIAGE-FRONT-DIST.
33	41	070006061	SHAFT-CAM SUPT-DIST.
33	24	070006064	SPACER-BEARING-DIST.
33	37	070006065	CLAMP-RACE-DIST.
33	9	070006066	ROD END-FEMALE-DIST.
33	10	070006067	ROD-SAFETY LINK-DIST
33	11	070006068	SUPPORT-SPRING-DIST.
33	13	070006069	NUT-SPECIAL-DIST
33	14	070006071	CAM FOLLOWER-DIST.
33	22	070006073	WASHER-THRUST
33	21	070006074	BEARING-NEEDLE THRUST
33	20	070006075	BEARING ND CLSD END 1 "LG"
33	19	070006076	BEARING-NEEDLE OPEN END
31		070006077	shaft (only)
33	28	070006077	SHAFT-DRIVE-DIST.
33	34	070006082	PIN-SPRING POST-DIST
33	60	070006084	BRKT-TRIP STOP
33	62a	070006087	SLEEVE-PIVOT-TRIP
40	5	070006098	RAIL-RH MACH.BK.END
40	5a	070006099	RAIL LH MACH.BK.END
31	1	070006101	DRIVE SHAFT-RH
31	13	070006102	DRIVE SHAFT ASSEMBLY-RH 82/70
35	128	070006103	SUPPORT GUIDE LH
35	129	070006104	SUPPORT GUIDE RH
35	120	070006105	TUBE ASSEMBLY-DIST.CARAGE
35	114	070006106	BRKT-TRACKING-DIST
35	116	070006107	TUBE-BELT TIGHT-DIST
27	57	070006108	SPACER-ROLER AY-DIST
35	121	070006108	SPACER-ROLER AY-DIST
35	115	070006109	LINK-ROLER ASSEMBLY-DIST
33	5	070006111	SLEEVE-SPRING POST
35	5	070006111	SLEEVE-SPRING POST
7	29	070006116	STUD-CLAMP
35	87	070006116	STUD-CLAMP
35	125	070006117	BEARING-GRVD.CONCENT-DST
35	122	070006118	BEARING-GRVD.ECCENT-DIST

PAGE#	ITEM#	PART#	DESCRIPTION
35	118	070006120	CARRIAGE SUPPRT TUBE
33	49	070006121	WASHER-DIST.CLUTCH
33	47	070006125	WORM-ADJUSTING-DIST
33	45	070006126	FRICTION DISC
33	48	070006128	SPRING ASSEMBLY-DIST.DR.
33	46	070006130	CLUTCH PLATE
33	18	070006136	CASTING & BEARING AS
35	109	070006137	GUARD-BELT-DIST.
35	130	070006139	SPACER-INNER-DIST.
35	131	070006140	SPACER-OUTER-DIST.
7	60	070006142	BUMPER
27	52	070006142	BUMPER
33	64	070006142	BUMPER
35	64	070006142	BUMPER
53	15	070006142	BUMPER
40	45	070006143	SPACER
33	52	070006149	CAM-INDEX-DIST.
35	70c	070006152	82/70 DIST BELT WHITE NITRILE
36		070006152	WHITE belt
35	140	070006201	belt guide (not shown)
41	48a	070006211	Motor Westinghouse IH 230/50HZ
41	48	070006212	Motor Westinghouse RH 230/50HZ
5	1a	070006219	MTR-115/230-50 COMB
25	1	070006253	TUBE-CROSS LONG-BIN
25	2	070006254	TUBE-SIDE SHORT-BIN
25	3	070006255	TUBE-SIDE LONG-BIN
25	4	070006256	TUBE-OUTSIDE-BIN
25	5	070006257	TUBE-CENTER-BIN
25	6	070006258	TUBE-CROSS SHORT BIN
25	7	070006259	BRKT-ARM-SHUTLE ASSEMBLY
25	8	070006260	BUMPER-COUNTER-BIN
25	9	070006261	CLAMP-END-BIN
25	10	070006265	PIN HOLDER
25		070006265	PIN HOLDER
25	11	070006266	STRAP-SPRING-BIN
25	12	070006268	STRAP-BIN-SHUTLE ASSEMBLY
27	58	070006272	SWITCH CABLE ASSM
73	50	070006272	SWITCH CABLE ASSM
75	50	070006272	SWITCH CABLE ASSM
7	44	070006276	SPRING
7	43	070006277	WASHER
7	28	070006278	LEVER-CAM
7	37	070006279	GUARD-SOLENOID
7	61	070006280	CLIP-SPRING-SHUTL.DR
7	45a	070006281	LINK-SPNG .156 HOLE
7	46	070006282	LINK
7	62	070006283	SPRING
7	16	070006284	STUD-CLAMP-SHUTLE DR
7	27	070006285	SHAFT-SHUTLE-DRIVE
7	23	070006286	SHAFT
7	53	070006287	PIN
7	26	070006289	SHAFT-SHUTLE DRIVE
7	12	070006295	LEVER-SHUTLE
7	3	070006296	WASHER-SPRING
7	2	070006297	TUBE-LONG
7	6	070006299	TUBE-SHORT
7	7	070006302	PLUG-SHUTLE ROD
7	5	070006304	ROD-SHUTLE
7	4	070006306	SPRING-SHUTLE ROD
7	57	070006307	LINK ASSEMBLY-SHUTLE DR
13	15	070006308	GROMMET-TABLE ASSEMBLY - OBS
5	33	070006310	SPACER
61	30	070006320	SHAFT assy ADJ 9 1/2" to 11" spacing
67	116	070006320	SHAFT ASSY ADJ 9 1/2" TO 11" spacing
61	31	070006325	SHAFT assy fixed 9 1/2" to 11" spacing
67	117	070006325	SHAFT ASSY FIXED 9 1/2" TO 11" spacing
61	32	070006328	SHAFT assy fixed 11" to 12 5/8" spacing

PAGE#	ITEM#	PART#	DESCRIPTION	PAGE#	ITEM#	PART#	DESCRIPTION
67	117a	070006328	SHAFT ASSY FIXED 11" TO 12 5/8" spacing	19	31	070006674	CELL ASSEMBLY #7 (NEW STYLE)
61	33	070006329	SHAFT assy adj 11" to 12 5/8" spacing	21	33	070006674	CELL ASSEMBLY #7 (NEW STYLE)
67	116a	070006329	SHAFT ASSY ADJ 11" TO 12 5/8" spacing	32	40	070006676	SLEEVE-DIST.DRIVE
29	2	070006350	BIN ASSEMBLY - OBS	21	13	070006677	RESPOT YOKE ASSY - OBS
27	1	070006351	ROD-BIN ASSEMBLY	31		070006678	pinion gear
27	11	070006353	GUIDE-PIN-BIN ASSEMBLY	33	42	070006679	BEARING SL .752 X .877 X 1.66
27	10	070006354BG	SHOCK MOUNT-BIN ASSEMBLY (BAG 10)	35	73	070006683	TUBE ASSEMBLY-MIDLE-CARAG
27	10	070006354BG	bin shock mount assembly (BAG 10)	33	62	070006685	PIVOT-TRIP ASSEMBLY
27	55	070006356	SWITCH ACTUATOR-BIN	35	86	070006688	SUPPORT-CARRIAGE ASSEMBLY
27	33	070006358	BRKT ASSEMBLY-BIN ASSEMBLY	33	59	070006691	STOP BLADES TRP ARM
27	12	070006359	BRKT-BIN ASSEMBLY	15	4	070006693	SHAFT-SWITCH ASSEMBLY
27	15	070006360	CHANNEL LONG WELDMENT	15	5	070006694	SPACER-SWITCH ASSEMBLY
27	31	070006363	CHANNEL-SHORT	15	1	070006695	BRKT-SWITCH ASSEMBLY
27	9	070006364	SPACER-BUT GUIDE-BIN	11	8	070006697	SWITCH ASY TABLE (SEE PG 12)
27	67	070006365	SPACER-HEAD GUID.BIN	15	13	070006697	SWITCH ASY - TABLE
27	62	070006366	SPACER-GUIDE PIN HED	15	15	070006697	SWITCH ASY - TABLE
27	44	070006369	GUIDE-PIN RH-BIN ASSEMBLY	15	16	070006697	SWITCH ASY - TABLE
27	8	070006370	GUIDE-PIN-LH-BIN ASSEMBLY	7	45	070006724	LINK-SPNG .250 HOLE
27	14	070006371	BRKT-SUPT-BIN ASSEMBLY	57	8	070006728	CAM FOLLOWER
27	19	070006372	STRINGER CTR RH	9	10	070006729	DISC SPRING
27	20	070006373	STRINGER #1 PIN LH	61	38	070006748	SPACER
27	21	070006376	STRINGER-OUTSIDE RH	67	108	070006748	SPACER
27	18	070006377	STRINGER 4 PIN L.H.	35	70	070006757	82/70 DIST BELT BLACK ROUGH TOP
27	24	070006380	GUIDE-PIN 4-BIN ASSEMBLY	36		070006757	black belt
27	23	070006381	GUIDE-PIN 6-BIN ASSEMBLY	5	32	070006765	SHAFT PLATE
27	68	070006384	BRKT-PIN 5	73	81	070006781	COVER PLATE - OBS
27	39	070006386	TRACK ASSY L H	75	81	070006781	COVER PLATE - OBS
27	43	070006388	TRACK ASSY R H	73	84	070006782	PLATE MTG.A&MC - OBS
27	22	070006389	GUIDE-PIN 1	75	84	070006782	PLATE MTG.A&MC - OBS
25	19	070006390	SPACER	33	3	070007119	DRIVE ARM ASSEMBLY
27	63	070006390	SPACER	51	37	070007124	BELT TIGHTENER PACKAGE
29	10	070006399	WELD-CROSS BEAM - OBS	58	18	070007124	BELT TIGHTENER ASSY (OLD)
27	38	070006402	SHAFT-BIN ASSEMBLY	71		070007160	harness-table switch
27	26	070006403	STUD-CLAMP-BIN ASSEMBLY	73	32	070007160	TABLE CAM HARNESS - OBS
5	11	070006407	CAP-CAM HUB	71		070007161	harness-Cam SWITCH
27	36	070006408	LEVER-BIN ASSEMBLY	75	18	070007161	sweep cam harness - OBS
5	14	070006417	TABLE CAM WELD	19	6	070007192BG	WASHER-RESPOT CELL ASSEMBLY (BAG 10)
5	13	070006420	CAM SWITCH ASSY	21	6	070007192BG	WASHER-RESPOT CELL ASSEMBLY (BAG 10)
70	15	070006420	CAM SWITCH ASSY	61	48	070007192	WASHER-RESPOT CELL ASSEMBLY
5	12	070006427	CAM, SHUTTLE	19	7	070007193BG	SPACER-RESPOT CELL (BAG 5)
27	28	070006429	ARM CSTG ASSEMBLY LH & RH	21	7	070007193BG	SPACER-RESPOT CELL (BAG 10)
25	20	070006447	SPRING-SHUTTLE ASSEMBLY	19	3	070007194	STUD-LONG-RESPT.CELL
5	26	070006449	CAM WELD-SB&SC SWEEP	21	3	070007194	STUD-LONG-RESPT.CELL
5	27	070006450	CAM WELD-SA SWEEP	19	4	070007195	STUD-SHORT-RESPT.CEL
6	3	070006457	SHAFT	21	4	070007195BG	STUD-SHORT-RESPT.CEL (BAG 5)
73	80	070006473	CABLE ASSEMBLY C1	19	5	070007196BG	BEARING FL .252 X .485 X .560 (BAG 10)
75	80	070006473	CABLE ASSEMBLY C1	21	5	070007196BG	BEARING FL .252 X .485 X .560 (BAG 5)
6	1	070006478	BRACKET	19	26	070007197BG	INSERT-RESPOT-PLASTIC/ ROUND HOLE (BAG 10)
6	13	070006481	LINK ARM-SPOT ASSY	21	26	070007197BG	INSERT-RESPOT-PLASTIC/ round hole (BAG 10)
7	32	070006484	STOP LEVER ASSY	21	34	070007199	RESPOT CELL ASSEMBLY #7(OLD STYLE)
6	5	070006492	LINK ARM-RESPOT ASSY	9	22	070007250	LINK HUB ASSEMBLY
5	16	070006493	BALL-JOINT ASY	28	45	070007276	ROD LINK ASSEMBLY
6	21	070006493	BALL-JOINT ASSEMBLY	28	41	070007278	TUBE WELD LINK ASSY
29	1	070006495	SOLENOID SHUTTLE ASSEMBLY (Obsolete)	28	40	070007280	SWEEP LINK ASSEMBLY TELES
6	2	070006496	SCREW-HX 3/8-16 X 7	28	42	070007281	ROD END LINK ASSEMBLY
5	10	070006499	SPOT&RESPOT LINK ASY - OBS	28	43	070007282	ROD END LINK ASSEMBLY
29	10	070006499	SPOT&RESPOT LINK ASSEMBLY - OBS	28	44	070007283	BUMPER LINK ASSEMBLY
38	31	070006639	WASHER-C	73	15	070007286	TERMINAL STRIP-13TRM
68	21	070006655	PLATE-MONOGRAM - OBS	75	15	070007286	TERMINAL STRIP-13TRM
35	96	070006659	SHAFT-CARRIAGE ASSEMBLY	73	6	070007287	TERMINAL STRIP-17TRM - OBS
35	75	070006661	TRIP ROCKER ARM WELD	75	6	070007287	TERMINAL STRIP-17TRM - OBS
33	27	070006666	PULLEY-DIST.BELT DR	73	43	070007288	TERMINAL STRIP-16TRM
33	55a	070006667	trip casting with Bearing	75	43	070007288	TERMINAL STRIP-16TRM
12	7	070006669	LINK RESPOT	61	64	070007291	BEARING CL.9995X1.312X1
13		070006669	LINK RESPOT	22	13	070007295	TABLE SUPPORT ASSYRH
35	100	070006672	CARRIAGE CSTG	23		070007295	TABLE SUPPORT ASSEMBLY RH
21	19	070006673	LEVER RESPOT ARM W/I	29	1	070007295	TABLE SUPPORT ASSY RH

PARTS INDEX

PAGE#	ITEM#	PART#	DESCRIPTION
22	12	070007296	TABLE SUPPORT ASSYLH
23	12	070007296	TABLE SUPPORT ASSEMBLY LH
23	13	070007296	TABLE SUPPORT ASSEMBLY LH
23	17	070007296	TABLE SUPPORT ASSEMBLY LH
23	18	070007296	TABLE SUPPORT ASSEMBLY LH
23	23	070007296	TABLE SUPPORT ASSEMBLY LH
23	32	070007296	TABLE SUPPORT ASSEMBLY LH
23	34	070007296	TABLE SUPPORT ASSEMBLY LH
29	1a	070007296	TABLE SUPPORT ASSY LH
22	15	070007302	SPACER-FRONT END
23	15	070007302	SPACER FRONT END
22	14	070007303	SPACER-FRONT END
29	2	070007303	SPACER-FRONT END
5	23	070007310	BUSHING
9	44	070007310	BEARING FL .502 X .871 X 1.20
5	24	070007311	SLEEVE
9	45	070007311	SLEEVE-TABLE DR ASSEMBLY
40	20	070007357	CHANNEL SUPRT WELD
44	5	070007359	BRKT-SUPPORT
47	31	070007360	BRKT-SUPPORT WELD
73	29	070007370	ANGLE PIT LIGHT MNT
75	29	070007370	ANGLE PIT LIGHT MNT
33	39	070007376	WASHER-THRUST
31		070007376	washer
73	83	070007377	END PLATE LH - OBS
31	9a	070007586	UNIVERSAL JOINT-METAL
68	23	070007591	STRAP
11	3	070007616BG	PIN-PIVOT 5/16 DIA (BAG 10)
19	8	070007617BG	STUD-PIVOT 5/16 (BAG 10)
19	19	070007618	LEVER RESPOT ASSEMBLY 1-9 CELL
19	19a	070007620	LEVER ASSEMBLY N07 CELL
11	5a	070007622	LEVER RESPOT ASY
13	1	070007623	LEVER RESPOT ASSEMBLY
13	1a	070007623	LEVER RESPOT ASSY
81	6	070007630	PC BR # 6 ASSY - OBS
81	21	070007637	PLATE-SIDE SUPPORT-PC BOARD - OBS
79	42	070007638	ANGLE-SHIELD - OBS
81	73	070007638	ANGLE-SHIELD - OBS
81	47	070007646	DECAL-CAUTION
33	63	070007651	WASHER-NYLON-DIST
81	8	070007654	CHASSIS WELD - OBS
81	9	070007655	PLATE WELD-SIDE SUPPORT - OBS
81	7	070007656	PC BD ALIGN. SUPT. WELD RH - OBS
81	10	070007657	PC BD ALIGN. SUPT. WELD, LH - OBS
81	13	070007659	MOTHER BOARD ASSEMBLY - OBS
38	32	070007722	JACKSCREW 1/2-20 X 3
73	97	070007745	COVER-CBL DUCT EXT
75	97	070007745	COVER-CBL DUCT EXT
73	96	070007746	FRME WLD-CBLDCT-SHRT - OBS
75	96	070007746	FRME WLD-CBLDCT-SHRT - OBS
73	1	070007747	COVER
75	1	070007747	COVER
73	2	070007748	FRME WLD-CBLDCT-LONG
75	2	070007748	FRME WLD-CBLDCT-LONG
73	34	070007751	CABLE-TBL MTR 3 CONO
75	34	070007751	CABLE-TBL MTR 3 CONO
22	16	070007752	SPACER
81	98	070007753	DECAL-FUSE RATING (NOT SHOWN) - OBS
9	35	070007755	YOKE WELDMENT NEW STYLE
5	53	070007761	BRKT.SPOT RESPOT SPRING HANGER KIT
45	8	070007846	KIT-FILLER PLATE FF
45	8b	070007847	FASTNER RUBBER
31	9	070008004	UNIVERSAL JOINT-PLASTIC
7	52	070008133	SPACER-LINK ASSY
7	49	070008135	LINK ASSEMBLY
73	46a	070008140	PLATE-POWER RECEP. - OBS
75	46a	070008140	PLATE-POWER RECEP. - OBS

PAGE#	ITEM#	PART#	DESCRIPTION
21	32	070008154	PIN-PIVOT N07 CELL
22	19	070008182	BLOCK-BEARING
23	19	070008182	BLOCK BEARING
59	17	070008191	BRKT-BALL LIFT
61	65a	070008204	SHEAVE 3 1/2"
61	63a	070008205	SHEAVE ASSEMBLY BALL LIFT
61	67	070008210	SHEAVE
61	68	070008211	SHEAVE
53	30	070008212	SPACER
61	84	070008212	SPACER
61	88	070008212	SPACER (NOT SHOWN)
61	53	070008215	WELD
61	49	070008217	SPACER
61	50	070008218	SPACER
9	16	070008321	ARM-LATCH
9	19	070008322	LINK-ACTUATOR ASSEMBLY
9	20	070008325	PIN-ACTUATOR ASSEMBLY
40	39	070008449	SPACER-DIST.SUPPORT
79	7	070009802	BRACKET - OBS
79	44	070009806	WELDMENT-MP CHASSIS - OBS
79	17	070009809	HEAT SINK - OBS
79	41	070009811	RECEPTACLE ASSY (MASK)
79	40	070009812	RECEPTACLE ASSEMBLY (APS) - OBS
79	65	070009815	VARISTOR ASSEMBLY T1
79	68	070009817	GASKET-SMALL-CUR PLP - OBS
79	69	070009819	BUS BAR-MPU CHASSIS - OBS
68	16	070009821	CIRC BRKR-SPEC (6 terminals)
79	65a	070009822	VARISTOR ASSEMBLY T1 275V - OBS
68	17	070009823	PLATE ADAPTR & SCREW
79	43	070009860	82/70 SINGLE CHIP PC BOARD-MP CHASSIS
77		070009872	XOP relay
31		070009890	simplified clutch assembly
33	Not Shown	070009890	simplified clutch
31		070009891	friction disc
31		070009891	clutch plate
31		070009892	clutch plate
31		070009893	bushing
31		070009896	spring
61	42	070011002	SUPPORT
61	39	070011004	TUBE&SUPPT ASSEMBLY
51		070011005	steel door ring rh
38	1	070011006	DOOR WELD RH
51		070011006	steel door ring lh
53	11	070011009	HOUSING WELDMENT
53	16	070011013	CRANK WELDMENT
59	12	070011018	BALL GUIDE
53	3	070011027	SHAFT
53	4	070011028BG	WASHER (BAG 10)
53	5	070011029	NUT
53	6	070011030BG	ROLLER (BAG 10)
53	7	070011031BG	SPACER (BAG 10)
53	8	070011032	SPRING
53	9	070011033	PULLEY-RATCHET
51	18	070011034	EXTENSION ROD
51	19	070011035	STRAP
53	10	070011036	BEARING & HOUSING ASSEMBLY
53	13	070011037	CRANK ASSEMBLY
53	33	070011039	RATCHET ASSEMBLY
53	18	070011040BG	ROLLER-RATCHET ARM (BAG 10)
57	9	070011040BG	ROLLER-RATCHET ARM (BAG 10)
61	51	070011040	ROLLER-RATCHET ARM
61	52	070011041	BELT TIGHT
61	44	070011042	BELT TIGHTNER
51	20	070011052	BALL LIFT ASSEMBLY
61	89	070011052	BALL LIFT ASSEMBLY
59	14	070011053	SPACER - OBS
59	21	070011063	SHAFT

PAGE#	ITEM#	PART#	DESCRIPTION	PAGE#	ITEM#	PART#	DESCRIPTION
51	21	070011064	V-BELT GATES #1450	67	59	070011408	PADDLE-KICKER ROLLER (See below
53	19	070011064	V-BELT GATES #1450				for Parts and quantities)
57	10	070011066	RUDDER ARM SUPT AND ASSY	59	19	070011411	WELD-LFT ARM-TRK ASSEMBLY
57	11	070011067	RUDDER ARM SUPT	59	15	070011413	LIFT ASSEMBLY-TRK ASSEMBLY PBL
67	53	070011067	RUDDER ARM SUPT	51	27	070011414	TRACK RAIL ASSEMBLY-PBL
57	13	070011068	LINK WELD	57	19	070011418	TRIP-CAM
57	15	070011077	TRIP FINGER	63		070011429	red kicker roller
57	17	070011079	RUDDER DRIVE WELD	63		070011435	orange kicker roller
57	16	070011080	RUDDER DRIVE ASSEMBLY	59		070011440	TRACK COVER LOWER
57	51	070011092	CRANK SHAFT WELD	59	4	070011440	TRACK COVER LOWER
57	23	070011096	ROLLER	58	13	070011523	BELT TIGHTENER AssY RH X WIDE
57	53	070011097	CRANK PULLEY	58	12	070011524	BELT TIGHTENER AssY LH X WIDE
57	20	070011098	SLEEVE	58	14	070011525	IDLER SHEAVE ASSEMBLY
57	21	070011099	CAM	58	15	070011526	IDLER SHEAVE BELT TI OBSOLETE
57	28	070011100	CAM SENSOR WELD	57	14	070011626	TRIP ARM ASSEMBLY
57	22	070011105	ROLLER ASSEMBLY	63		070011635	yellow kicker roller
51	22	070011106	SPRING EXTENSION	63		070011636	green kicker roller
54	9	070011106	SPRING EXTENSION	38	2a	070011641	LH URTH BALI DOOR RNG
57	25	070011107	TRIP ARM	47		070011641	URETHANE DOOR RING LH
57	26	070011108	WASHER	51		070011641	urethane door ring rh
54	10	070011109	SPRING CLIP	38	2	070011642	RH URTH BALI DOOR RING
57	27	070011110	CAM SENSOR ASSEMBLY	47		070011642	URETHANE DOOR RING RH
51	12	070011120	LIGHT BALL SENSOR X-ref to 070011120	51		070011642	urethane door ring LH
57	34	070011121	PLUG	79	11	070011755	RELAY 50/60HZ
57	35	070011122	RUDDER ARM	81	26	070011755	RELAY 50/60HZ
57	36	070011123	ROD ASSEMBLY	61	37a	070011795	SHAFT-UPPER D
57	39	070011124	ROD	61	61a	070011796	SHAFT-LOWER D
54	11	070011131	PULLEY WELD	61	36a	070011797	BEARING BALL-D BORE
55	11	070011131	PULLEY WELD	75	14	070011800	HRNESS LH-C1 & C2A
51	23	070011132	BELT TENSIONER ASSEMBLY	73	14	070011801	C-2A HARNESS ASSEMBLY RH
54	18	070011132	BELT TENSIONER ASSEMBLY	58	17	070011810	BELT TIGHTNER PBL
67	17	070011132	BELT TENSIONER ASY	17	17a	070011814	SPOTTING CUP LEXAN
54	12	070011133	SHAFT	61	86	070011832	PRESSURE PLT FOR BALL LIFT
57	41	070011146	PADDLE	47	46	070011840	VELCRO CUSHION COVER
51	24	070011147	V-BELT GATES #1380	49		070011840	cover material with stiched male
57	42	070011147	V-BELT GATES#1380				"hook" velcro (first time installation
51	25	070011148	V BELT				requires Velcro purchase)
54	13	070011148	V BELT	47	47	070011841	VELCRO LOOP CUSHION RH
55	13	070011148	V BELT	49		070011841	mounting die cut female "loop"
57	43	070011151	SPACER				velcro for rh cushion
35	78	070011170	TRIP CABLE ASSY	47	47a	070011842	VELCRO LOOP CUSHION LH
35	79	070011171	CABLE ASSY	49		070011842	mounting die cut female "loop"
35	92	070011172	BALL JOINT 7/16				velcro for lh cushion
35	105	070011173	BALL JOINT 9/16	43		070011900	platinum carpet belt
51	26	070011178	CRANK ASSEMBLY	36		070011905	grey gripper roll (3 belts)
57	44	070011178	CRANK ASSEMBLY	32		070011910	orientor pan cover
53	2	070011217	WELD-RCHT ARM BL LFT	59		088001230	thimble
57	52	070011225	WELD-CRANK ADJ PLATE	59		088001231	clear rail cover
57	52a	070011225	WELD-CRANK ADJ PLATE	59		088001232	black rail cover
41	15	070011250	BRACKET-SWITCH	59		088001233	ball lift belt
57	56	070011273	TAB	47		088001233	BALL LIFT BELT
61	12a	070011280	LIFTBELT- FOR WIDE DEEP GROOVE	31	10a	090001130	DIST DRIVE Housing 90/8800
38	28	070011286	BUSHING-CURTAIN ROD	30	9a	090001170	BRKT-SWEEP R.H.
47	3	070011288	ROD-CURTAIN	30	5a	090001171	BRKT-SWEEP L.H.
61	7	070011289	BRKT-SHOCK ABSORBER	55	12	090002014	SHAFT
67	122	070011289	BRKT SHOCK ABSORBER	55	16	090002015	BELT TENSIONER ASSEMBLY
57	75	070011299	BRACE-SENSOR	55	9	090002016	EXTENSION SPRING
51	38	070011310	SUPT-BE MTR GUARD	31	3	090002019	BALL - DISTRIBUTOR DRIVE
57	4	070011319	SUPPORT-RUDDER ARM	59	16	090002024	LINER
67	32	070011319	SUPPORT RUDDER ARM	58		090002450	BALL LIFT BELT
61	1	070011323	SHOCK ABSORBER ASSEMBLY	61	12	090002450	BALL LIFT BELT-FOR NARROW
67	130	070011323	SHOCK ABSORBER ASSY				SHALLOW GROOVE
59	13*	070011375	LEVER ARM ASSEMBLY-STD (See	67	105	090002450	BALL LIFT BELT
			below for Parts and quantities)	13	18	090002538	TABLE CONNECTOR BRACKET
51	40	070011401	GUARD WELD	33	68	090003077	ORIENTOR PAN ASSEMBLY DIST.
57	32	070011406	RUDDER CAM ASSEMBLY RH	61	62	090003401	CLUTCH RACE-WITH SLOT
57	29	070011407	RUDDER CAM ASSEMBLY LH	67	109	090003401	CLUTCH RACE-WITH SLOT

PARTS INDEX

PAGE#	ITEM#	PART#	DESCRIPTION
7	42a	090003739	ADAPTER CABLE FOR ABOVE
22	24a	090003795	ROLLER-plastic
28	1a	090004010	SWEEP ROCKER ARM
17	41	090004033	SPRING RETAINER
19	33	090004119	RESPOT FINGER X-ref to 090004123
21	39	090004119	RESPOT FINGER X-ref to 090004123
19	1	090004123	RESPOT FINGER WITH INSERT
19	1a	090004123	RESPOT FINGER ASSEMBLY
21	1	090004123	RESPOT FINGER with insert
51	10	090004126	KICKBACK RH/RH
39		090004127	kickplate weldment LH/rhm
39		090004128	kickplate weldment rH/lhm
51	11	090004129	KICKBACK LH/LH
44	1	090004210	TREADWELD RH X-ref 088001120
44	1a	090004211	TREADWELD LH X-ref 088001121
5	3a	090004521	RECEPTACLE MOUNT
47	11	090005230	CUSHION COVER REINFORCED
27	2a	090005250	ROD END
57	37a	090005250	ROD END
59	8a	090005250	ROD END
29	1a	090005251	TIE ROD ASSY RESPOT
29	2	090005252	TIE ROD ASY-SPOTTING
29	3	090005253	TIE ROD ASY-SPOTTING
29	3a	090005253	TIE ROD ASSY
28	13	090005254	DR LINK CONN ROD ASY
7	9	090005256	ROD-END-DISTRIBUTOR SUPPORT
7	9a	090005256	ROD-END-DISTRIBUTOR SUPPORT
40	24	090005256	ROD-END-DISTRIBUTOR SUPPORT
62		090005256	rod end
28	43a	090005257	ROD END MALE
57	36a	090005258	ROD ASSY
59	7	090005259	ROD ASSY
28	4	090005260	END FITTING RH
28	8	090005261	END FITTING - LH
33	8	090005262	ROD LINK ASY
7	1	090005263	SHUTTLE ROD ASSY
28	14a	090005264	END FITTING - LH
29	5a	090005264	END FITTING RH
29	5a	090005264	END FITTING RH
28	19a	090005265	end fitting LH
29	6a	090005265	end fitting LH
29	6a	090005265	end fitting LH
45	2	090005270	BOUNCE BOARD RH FRONT PHENOLIC
45	2a	090005271	BOUNCE BOARD LH FRONT PHENOLIC
45	3	090005272	BOUNCE BOARD RH REAR PHENOLIC
45	3a	090005273	BOUNCE BOARD LH REAR PHENOLIC
45	1	090005275	BOUNCE BD ASSY R.H.
45	1a	090005276	BOUNCE BD ASSY L.H.
6	19a	090005576	HANGER-SPRING
7	42	090005723	SOLENOID UNIVERSAL
43		090006124	pumpkin carpet belt
45	20	090006124	CARPET BELT- PUMPKIN TAN
26		090006136	SWEEP SHOCK MOUNT
28	52a	090006136	SHOCK MOUNT- 90s/8800s
30	16	090006166	DECAL 82-90XL GLOW
33	54	090006663	TRIP STOP ROD ASSY
33	55	090006665	CSTG-TRIP SUPT-DIST SLOT No Bearing
33	53	090006668	TRIP STOP ROD AND SUPPORT
			CASTING ASSY
33		090006668	TRIP ROD & CAST ASSEMBLY
28	31	090007319	LINK ASSEMBLY SWEEP
73	25a	090008017	DUAL PIT LIGHT assy 36" 120/60
75	25a	090008017	dual pit light assembly 36" 120/60
61	55	146005277	WASHER
5	22	190001490	BEARING, TABLE DRIVE
9	46	190001490	BEARING BL .8750 X 1.875 X .5
17	3	190001490	BEARING BL .8750 X 1.875 X .5

PAGE#	ITEM#	PART#	DESCRIPTION
30	12	300000166	INSERT-SWEEP LOGO
30	13	300000175	URETHANE CAP-SWEEP BAR
30	1	300000182	SWEEP BAR & CAP ASSEMBLY
81	70	520705669	PC BOARD AUXILIARY REBUILT - OBS
81	2	520705955	PC BOARD-REBUILT - OBS
81	3	520705956	PC BD # 2 REBUILT - OBS
81	4	520705957	PC BD # 3 REBUILT - OBS
81	5	520705958	PC BD # 4 -REBUILT - OBS
81	1	520705959	PC BD # 5 -REBUILT - OBS
67	41	530029596	NUT-LOCKING USED - OBS
40	42	530702106	WHEEL ASSEMBLY LH-USED - OBS
73	45	530705466	COVER-CROSS BEAM - OBS
75	45	530705466	COVER-CROSS BEAM - OBS
73	4	530705472	COVER LH USED - OBS
75	4	530705472	COVER LH USED - OBS
81	20	530705662	RADIAL FIN COOLER (NO LONGER AVAILABLE) - OBS
81	86	530705844	HEAT SINK-USED - OBS
7	20	530706294	BRACKET SHUTTLE USED - OBS
5	17	530706495	SOLENOID, SHUTTLE ASY USED - OBS
79	45	530706705	BASE PLATE - USED - OBS
81	27	530706705	BASE PLATE - USED - OBS
51	17	530707129	TIE PLATE ASSY-USED - OBS
59		610049510	Gripper pbl kit
77		610070300	MP CHASSIS CONVERSION KIT
5		610309044	Includes the braking circuit to eliminate coasting
41		610309046	solid state back end motor
36		610309070	white roll (3 belts)
57	78	610700122	LIGHT BALL SENSOR ASSY
26		610700150	SWEEP BAR FOR 2 MACHINES
30	17	610700150	SWEEPBAR KIT FOR MACHINE PAIR
5		610700153	END MACHINE KIT
28	1	610700156	c90 to 82/70 sweep rocker arm replacement kit
51		610700178	82/30 PBL PLUS Conversion Kit
79	64	610700813	LABEL-50 HZ - OBS
19	36	610704001	RESPOT CELL FGR KIT (NOT SHOWN)
21	41	610704001	RESPOT CELL FGR KIT
6	16	610704002	CAM FOLLOWER ASSEMBLY
7	13	610704002	CAM FOLLOWER ASSEMBLY
22	11	610704003	TORQ TUBE conversion kit
23	11	610704003	TORQUE TUBE conversion kit
33	43	610704005	PINION & SLEEVE ASSEMBLY
33	44	610704006	CLUTCH PLATE ASSEMBLY KIT
33		610704006	CLUTCH REPAIR KIT
13	35	610704010	TABLE CABLE REPLACEMENT KIT
13	38	610704010	TABLE CABLE REPLACEMENT KIT
13	44	610704010	Table Cable Replacement Kit
		610704011	YOKE REPAIR KIT
9	Not Shown	610704012	KIT FOR OLD STYLE TABLE DRIVE
45	9	610704014	BALL IDLING BRACKET KIT
7	48	610704015	KIT-LINK ASSY
21	19a	610704026	KIT-#7RESPOT LVR ASSEMBLY
35	139	610704032	DISTRIBUTOR ASSEMBLY
41	43a	610704042	Motor Westinghouse LH 110/60HZ
41	43	610704043	Motor Westinghouse RH 110/60Hz
5	1	610704052	WH MTR/RECPT ASSY 115/60
62		610704097	PBL PLUS CONVERSION KIT
51		610704097	82/70 PBL PLUS Conversion Kit
51		610704098	pbl Template & Drill Bits (purchase with 612070013)
5		610704103	KIT-SPRING ROLLER PIN REPAIR KIT
21		610704103	SPRING ROLLER PIN REPAIR KIT
22	Not Shown	610704103	SPRING ROLLER PIN REPAIR KIT
51		610704106	82/70 pbl conversion kit w/ ball light sensor
7	63	610704120	CONV KIT DBL-SGL SOL
7		610704120	Double to single Solenoid Conversion Kit (Not Pictured)

PAGE#	ITEM#	PART#	DESCRIPTION	PAGE#	ITEM#	PART#	DESCRIPTION
6	22	610704127	KIT-LATCH OVERRIDE USE WITH MP CHASSIS AND 070006445 LATCH ASSEMBLY	81	58	711520012	GRMT-ATL 5/8ID 2285 - OBS
35	70a	610709811	82/70 DIST BELT BLACK ROUGH TOP (FOR 3 BELTS)	73	16	711520017	GRMT-ATL 2764
36		610709811	black roll (3 belts)	75	16	711520017	GRMT-ATL 2764
35	70b	610709812	82/70 DIST BELT WHITE NITRIE (FOR 3 BELTS)	73	49	711520021	GRMT-ATL 5/8ID 2864 - OBS
36		610709812	WHITE roll (3 belts)	75	49	711520021	GRMT-ATL 5/8ID 2864 - OBS
77		610709870	XOP BOARD W/OUT CABLE ASSEMBLY	79	4	713510007	PAWL-CHASSIS COVER
61	61b	610900709	STRAIGHT SHFT&SPCR KIT LOWR	81	81	713510007	PAWL-CHASSIS COVER
67	111	610900709	STRT SHFT & SPCR KIT LOWR	32		715010205	CLUTCH lube
61	37b	610900711	STRAIGHT SHFT&SPACER KIT UPPER	40	30a	715021106	way oil (not shown)
61	36b	610905704	STRT BOR BRNG & SPCR KIT	5	52	718506006	elbow - st 90 de. 6 1/4
67	107	610905704	STRT BOR BRNG & SPCR KIT	47	44	721502005	BSHNG-RUBR MONRO SHK
22	35	612070012	COUNTERBALANCE SPRING EYE REPAIR KIT	57	57	722971522	SPRNG-COMP .480D X 7/8
24		612070012	counter balance spring eye repair kit	57	58	722985512	SPRING-COMPRESSION
48		612070013	Ball lift pressure kit	41	14	724501072	TIN-CLIP-CBL.C 4506S
61	85	612070013	BALL LIFT PRESSURE KIT	15	28	724507002	TIN-NUT C-160-1420
51	Not Shown	612070013	ball lift Pressure Kit	68	19	724511006	TIN-NUT-SPD.C814-832
42		612070014	82-70 rear roller repair kit	79	59	724511050	TIN-CLIP-TY"U"C-8111
45	33	612070014	REAR ROLL REPAIR KIT	81	56	724511050	TIN-CLIP-TY"U"C-8111
33		612700001	clutch kit	73	56	724511074	TIN-NUT-SPD"U"C-1505
31		612703015	simplified clutch with shaft kit	75	56	724511074	TIN-NUT-SPD"U"C-1505
79	6	620709802	CHASSIS-MP rebuilt (less board)	17	10	724517107	RING-COMP-TINN .315
31	12	700107146	ADHSVE-LKTTE	13	24	730023015	SHELL
51	28	700107146	ADHSVE-LKTTE TL242 - OBS	13	26	730027019	STUD-BALL 1/4-20
61	69	700107146	ADHSVE-LKTTE TL242 - OBS	13	23a	730035025	CLIP-BALL-JOINT BRSS
67	102	700107146	ADHSVE-LKTTE TL242 - OBS	13	23	730036025	CLIP-SILVER
7	35c	700107170	ADHSVE-LKTE 609	73	28	740501001	BALLAST-120/60
40	40	700107170	ADHSVE-LKTE 609	75	28	740501001	BALLAST-120/60
61	66	700107170	ADHSVE-LKTE 609	79	29	741530404	GROMT-5/8 X 3/4 X 13/32 - OBS
67	74	700107200	ADHESIVE - OBS	79	36	741530710	GROMMET-HEYCO - OBS
67	65	700107370	ADHSVE-LKTE #290 - OBS	73	23	742502002	CAP-NYLN INSL BU2007
17	34	701310036BG	BEARING TH .315 X .75 X 1/16 (BAG 10)	75	23	742502002	CAP-NYLN INSL BU2007
11	Not Shown	701316041	thrust bearing 1/16	73	22	742503004	SPLICE CAP BUCH2006S
58	16	701316041BG	BEARING TH .5100 X 1 X 1/16 (BAG 10)	75	22	742503004	SPLICE CAP BUCH2006S
54	14	701320045BG	BEARING TH .628 X 1 X 1/8 (BAG 10)	73	36	743000020	CPTR-460-552MFD110AC
67	16	701320045	BEARING TH .628 X 1 X 1/8	75	36	743000020	CPTR-460-552MFD110AC
11	55	701320046	BEARING TH .628 X 1 X 1/16	79	16	743502024	CIRCUIT BREAKER CB-2 & CB-3
27	32	701329050BG	BEARING TH .8905 X 1.5 X 1/8 (BAG 10)	81	76	743502024	CIRCUIT BREAKER CB2/CB3
7	21	701416058	BEARING FL.502X .627 X .875	79	15	743506006	CIRC BRKR-3 AMP
35	113	701710098	BEARING SP .313	81	77	743506006	CIRCUIT BREAKER 3 AMP
33	66	701712097	BEARING SP .375 X .628 OI	79	31	743507007	CIRC BRKR-1 AMP
35	124	701849124	BEARING BL Ø THRD BORE	27	59	744203014	CLAMP-BURNDY HP-6N
39	48	709007037	BLT-TAPER 3/8X2 1/4	71	8	744203014	CLAMP-BURNDY HP-6N
39	48a	709130059	SCREW BOLT - OBS	73	76	744203014	CLAMP-BURNDY HP-6N
45	26	710501002	FITTING-ALMTE 1612B	75	76	744203014	CLAMP-BURNDY HP-6N
5	49	710501004	FITTING-ALMTE	27	66	746001016	CNECTR-STR #3302 1/2
9	14	710501004	FITTING-ALMTE*1641	73	24	746001016	CNECTR-STR #3302 1/2
27	30	710501007	FITTING-ALMTE 1792B	75	24	746001016	CNECTR-STR #3302 1/2
61	73	710501007	FITTING-ALMTE 1792B	82	2	746001016	CNECTR-STR #3302 1/2
6	7	710501009	FITTING-ALMTE	73	53	746003008	CNECTR 90DEG 266 3/8
11	58	710501009	FITTING	75	53	746003008	CNECTR 90DEG 266 3/8
22	23	710501009	FITTING-ALMTE*3006	73	54	746007002	CNCTR-SPLICE TAB - OBS
38	9	710501009	FITTING-ALMTE 3006	75	54	746007002	CNCTR-SPLICE TAB - OBS
39	25	710501009	FITTING-ALMTE 3006	75	14	746007105	INSULATD LINE SPLICE
6	17	710501012	FITTING-ALMTE	79	10	746008083	CONNECTOR PC EDGE 25
7	14	710501012	FITTING-ALMTE*1911B	79	10b	746108096	PLUG-KEYING-MP CHAS - OBS
28	5	710501013	GREASE FITTING	73	64	746605011	CONT BLOCK MALE 2PIN
28	15	710501013	GREASE FITTING	75	64	746605011	CONT BLOCK MALE 2PIN
29	9	710501013	GREASE FITTING	79	75	748010034	TRANSJET VOLTG SUPSR
29	9	710501013	GREASE FITTING	30	15	749537068	WASHER
7	64	710502010	FITTING-HEIM*LU640	73	27a	751001254	lamp, daylight f30t dirs
57	38	710502010	FITTING-HEIM LU640	75	27a	751001254	lamp day light f30t 12/dirs
59	9	710502010	FITTING-HEIM LU640	73	27	751001423	LAMP FLOURESCENT 30W
27	46	711516020	GRMT-ATL 1/2ID *2861	75	27	751001423	LAMP FLOURESCENT 30W
				73	27b	751001460	BLACK LIGHT 36"
				75	27b	751001460	black light 36"
				73	27c	751001464	BLACK LIGHT 48" - OBS
				75	27c	751001464	black light 48"

PARTS INDEX

PAGE#	ITEM#	PART#	DESCRIPTION
73	85a	754010336	PLUG-3WIRE 30A 125V
75	47	754010336	PLUG ARROWHARD 60 HZ
75	85a	754010336	PLUG-3WIRE 30A 125V
82	1	754010336	PLUG-3WIRE 30A 125V
73	85b	754010337	PLUG-ARROWHRT 50HZ
75	85b	754010337	PLUG-ARROWHRT 50HZ
82	1a	754010337	PLUG ARROWHART 50 HZ
73	20	754020312	CNCTR & PRNGMALE 4720
75	20	754020312	CNCTR&PRNGMALE 4720
73	62	755010303	RECEPTACLE 3 WIRE TWIST LOCK
75	62	755010303	RECPTCL-3WIRE TWSTLK
73	47a	755020359	RECPT-3WIRE 30A 125V
82	2	755020359	RECPT-3WIRE 30A 125V
82	2a	755020360	RECPT-3WIRE 30A 220V - OBS
79	47	755504006	RELAY P&B KA5AV 24V
79	39a	755504048	RELAY P&B T91
79	46	756001008	RECTIFIER-BRIDGE 12A
73	91	759517051	STOP BOTTOM
75	91	759517051	SWTCH PSHBTN 7/8 DIA
79	19a	760001070	TERM-ADPTR-3000S-5-1
79	10a	760005129	TERMNAL AMP#583361-4
79	76	760005135	TERM-PC EDGE CNECTR - OBS
71	2	760006195	TERM FLG .250 X .032 LP
77	7	760006195	TERM FLG .250 X .032 LP
79	12	760010065	TERM-MALE-3000M-48 - OBS
81	90	760010072	TERMINAL KENT 121578 - OBS
13	43	760011197	TERM-PIN.062 DIA LP
77	1	760011197	TERM-PIN.062 DIA LP
41	40	760015038	TERM-AMP 41473
82	3	760015038	TERMINAL, FLAT SPADE
82	3	760015038	TERM-AMP
73	21	760015039	TERMINAL, FLAT SPADE - OBS
75	21	760015039	TERMINAL FLAT SPADE - OBS
82	6	760015055	TERM-SPDE 42168-2
69	7	760017036	TERM-STRAIT AMP41729
71	3	760017036	TERM-STRAIT AMP41729
77	8	760017036	TERM-STRAIT AMP41729
82	2	760017036	TERM-STRAIT AMP41729
82	5	760017036	TERM-STRAIT AMP41729
82	5	760017044	TERM STR-AMP41772 RL
69	1	760019201	TERM SKT .062 DIA LP
77	2	760019201	TERM SKT .062 DIA LP
82	6	760019201	TERM SKT .062 DIA LP
77	9	760022150	TERM-18-14 GA WIRE
68	5	760600002	TERM STRP MOLE X 668-A - OBS
81	63	760600002	TERM STRP MOLE X 668-A - OBS
81	91	760600006	TERM STRIP 2008 (NO LONGER AVAILABLE)
79	28	760602031	TERM STRIP 14 POS - OBS
79	73	761700002	VARISTOR-GE V4721
79	34	762011011	TRSFMR 115/230 50/60
79	30	762015015	TRSFMR 120 50/60
13	17	770008009	SPIRAP-POLY-5 FT STRIP
22	20	770011010	TYRAP 14.19 INCH LG
23	20	770011010	TYRAP 14.19 INCH LONG
73	55	770011010	TYRAP 14.19INCH LG
75	55	770011010	TYRAP 14.19INCH LG
13	41	770011029	TYRAP-7.31 INCH LG
77	10	770011029	TYRAP-7.31 INCH LG
79	60	770019030	SILICONE HEAT COMPD - OBS
79	8	770023036	RETAINING GUIDE - OBS
5	2b	785501656	RECPT ASY-G.E. COMB (Obsolete)
5	5a	785502202	SCREW RDHD 3 X 10MM
41		785502258	National Back-End Motor LH/RH 50HZ
41		785502259	National Back-End Motor LH/RH 60HZ
19	34	792506033	INSERT-RESPOT/ SQUARE HOLE
21	40	792506033	INSERT-RESPOT/ square hole
74		792512019	crimp tool

PAGE#	ITEM#	PART#	DESCRIPTION
74		792512019	crimp tool
37		791003003	C2A Tester
40	35	801149897	1/4-20 X 3/4 CARRIAGE BOLT
40	48	801239160	BLT-CR 10-24 X 1 WO
57	59	802865996BG	SCREW-HHC3/8-16 X 9 1/2 (BAG 10)
67	50	802865996	SCREW-HHC 3/8-16 X 9 1/2
28	60	804557731	U-BOLT 5/16-18 X 4.440
35	107	806249060	SCREW-STSQHD 1/4-20 X 3/8
11	26	806249160	SCREW SQHD SET 1/4-20 X 1
45	32	806265160BG	SCREW-STSQ 3/8-16 X 1 CP (BAG 10)
51	29	806265160BG	SCREW-STSQ 3/8-16 X 1 CP (BAG 10)
61	70	806265160	SCREW-STSQ 3/8-16 X 1 CP
67	26	806265160	SCREW 3/8-16 X 1
67	106	806265160	SCREW-STSQ 3/8-16 X 1 CP
17	11	806265240	SCREW-STSQ 3/8-16 X 1 1/2
67	40	807249040	1/4-20 X1/4 SCKT SET SCREW CUP
35	97	807249160	SCREW-STS0 1/4-20 X 1 CP
54	15	807257060BG	SCREW STCP 5/16-18 X 3/8 (BAG 10)
67	62	807257080	SCREW-STCP 5/16-18 X 1/2 - OBS
51	30	807265060	3/8-3/16 X 3/8 SOCKET SET,CUP PT
61	74	807265060	3/8-3/16 X 3/8 SOCKET SET, CUP PT
61	71	807265080	SCREW-STS03/8-16 X 1/2 CP
67	101	807265080	SCREW-STS0 3/8-16 X 1/2 CP
7	25	807357040	SCREW-STS05/16-18 X 1/4K
54	2	807357040BG	SCREW-STS05/16-18 X 1/4 K (BAG 10)
57	46	807357040BG	SCREW-STS05/16-18X1/4K (BAG 10)
11	20	807357060BG	SCREW STSO 5/16-18 X 3 (BAG 10)
41	27	807357080BG	SCREW-STS05/16-18 X 1/2 (BAG 10)
31	11	807358060BG	SCREW-STS05/16-24X3/8K (BAG 10)
41	32	807358060BG	SCREW-STS05/16-24 X 3/8 (BAG 10)
27	45	808549080BG	1/4-20 X 1/2 HEX SCKT BUTHD CAP (BAG 10)
38	29	808549160	SCREW-SOBT 1/4-2 OX 1
35	133	808549200	SCREW-SOBT1/4-20 X 1 1/4
25	13	808549240BG	SCREW-SOBT1/4-20 X 1 1/2 (BAG 10)
30	4	808557140BG	SCREW-SBHC 5/16-18 X 7/8 (BAG 10)
44	15	808566160BG	SCREW-SOBT 3/8-24 X 1 (BAG 10)
19	29	808640121BG	SCREW SOC LK 10-32 x 3/4 (BAG 10)
21	29	808640121BG	SCREW SOC LK 10-32 x 3/4 (BAG 10)
15	20	808640141	SCREW-SOC LK 10-32 x 7/8
19	28	808640141BG	SCREW-SOC LK 10-32 x 7/8 (BAG 10)
21	28	808640141BG	SCREW-SOC LK 10-32 x 7/8 (BAG 10)
44	13	808849120BG	SCREW-SOFL 1/4-20 X 3/4 (BAG 10)
45	8a	808849160BG	SCREW-SOFL 1/4-20 X 1 (BAG 10)
61	56	808849565	SCREW-SOFL 1/4-20 X 3 1/2
38	4	808857120	SCREW-SOFL 5/16-18 X 3/4
38	35	808857160	SCREW-SOFL 5/16-18 X 1
59	25	808857280BG	SCREW FSH5/16-18 X 1 3/4 (BAG 10)
44	16	808858120BG	SCREW-SOFL 5/16-24 X 3/4 (BAG 10)
44	20	808858240BG	SCREW-SOFL5/16-24 X 1 1/2 (BAG 10)
53	20	808865140BG	SCREW-SOFL 3/8-16 X 7/8 (BAG 10)
47	18	808865320BG	SCREW-SOFL 3/8-16 X 2 (BAG 10)
47	21	808865400	SCREW-SOC, HD CAP 3/8-16 x 2 1/2 (BAG 10)
67	89	808957160	SCREW-SOFL 5/16-18 X 1 NY
13	20	809849085	SCREW-HEX 1/4-20 X 1/2
27	6	809849085	SCREW-HEX 1/4-20 X 1/2
73	67	809849085	SCREW-HEX 1/4-20 X 1/2
75	67	809849085	SCREW-HEX 1/4-20 X 1/2
33	17	809849100	SCREW-HEX 1/4-20 X 5/8
27	16	809849125	SCREW-HEX 1/4-20 X 3/4
33	57	809849125	SCREW-HEX 1/4-20 X 3/4
35	57	809849125	SCREW-HEX 1/4-20 X 3/4
39	34	809849125	SCREW-HEX 1/4-20 X 3/4
40	18	809849125	SCREW-HEX 1/4-20 X 3/4
41	16	809849125	SCREW-HEX 1/4-20 X 3/4
47	36	809849125	SCREW-HEX 1/4-20 X 3/4
73	68	809849125	SCREW-HEX 1/4-20 X 3/4
75	68	809849125	SCREW-HEX 1/4-20 X 3/4

PAGE#	ITEM#	PART#	DESCRIPTION	PAGE#	ITEM#	PART#	DESCRIPTION
57	76	809849145BG	SCREW-HEX 1/4-20 X 7/8 (BAG 10)	59	28	809865325BG	SCREW-HEX 3/8-16 X 2 (BAG 10)
67	78	809849145	SCREW-HEX 1/4-20 X 7/8	17	48	809865365BG	3/8-16 X 2-1/4 HEX HEAD SCREW (BAG 10)
17	42	809849165BG	SCREW-HEX 1/4-20 X 1 (BAG 10)	57	64	809865405BG	SCREW-HEX 3/8-16 X 2 1/2 (BAG 10)
27	64	809849165BG	SCREW-HEX 1/4-20 X 1 (BAG 10)	67	60	809865405	SCREW-HEX 3/8-16 X 2 1/2
35	123	809849165	SCREW HEX HD 1/4-20 X 1	61	76	809865445	3/8-16 X 2-3/4 HEX BOLT
45	11	809849165BG	SCREW-HEX 1/4-20 X 1 (BAG 10)	28	58	809865565BG	SCREW-HEX 3/8-16 X 3-1/2 (BAG 10)
11	30	809849165BG	SCREW-HEX 1/4-20 X 1 (BAG 10)	5	38	809865645BG	SCREW-HX 3/8-16 X 4 (BAG 10)
33	65	809849205	1/4-20 X 1 1/4 MACHINE SCREW	38	23	809865645	SCREW-HEX 3/8-16 X 4
45	10	809849205BG	1/4-20 X 1 1/4 MACHINE SCREW (BAG 10)	39	30	809865645	SCREW-HEX 3/8-16 X 4
53	21	809849205BG	1/4-20 X 1 1/4 MACHINE SCREW (BAG 10)	40	26	809865725	SCREW-HEX 3/8-16 X 4 1/2
25	14	809849245BG	SCREW-HEX 1/4-20 X 1 1/2 (BAG 10)	59	22	809865992BG	SCREW HEXHDCP 3/8-16 X 9 (BAG 10)
25	15	809849285BG	SCREW-HEX 1/4-20 X 1 3/4 (BAG 10)	22	32	809869245BG	SCREW-HEX 7/16-14X1 1/2 (BAG 10)
27	25	809849285BG	SCREW-HEX 1/4-20 X 1 3/4 (BAG 10)	29	12	809869245BG	SCREW-HEX 7/16-14 X 1 1/2 (BAG 10)
25	13a	809849325BG	1/4-20 X 2 CAP SCREW (BAG 10)	29	13	809869285	SCREW-HEX 7/16-14 X 1 3/4
45	9a	809849325BG	1/4-20 X 2 CAP SCREW (BAG 10)	22	28	809869325BG	SCREW-HEXHDCAP7/16-14X2 (BAG 10)
61	43	809849365	SCREW-HEX 1/4-20 X 2 1/4	29	11	809869325BG	SCREW-HEXHDCAP 7/16-14 X 2 (BAG 10)
27	35	809849485	SCREW-HEX 1/4-20 X 3	23	35	809869365BG	SCR-HX 7/16-14X2 1/4 (BAG 10)
27	53	809849605BG	SCREW-HEX 1/4-20 X 3 3/4 (BAG 10)	28	12	809869365BG	SCREW-HEX 7/16-14 X 2-1/4 (BAG 10)
35	117	809849605	SCREW HEX HD 1/4-20 X 3 1/4	29	11	809869365BG	SCREW-HEX 7/16-14 X 2 1/4 (BAG 10)
35	132	809849885	SCREW-HEX 1/4-20 X 5 1/2	29	12a	809869365BG	SCREW-HEX 7/16-14 X 2 1/4 (BAG 10)
33	134	809857080	SCREW-HEX 5/16-18 X 1/2	28	56	809869405BG	SCREW-HEX 7/16-14 X 2-1/2 (BAG 10)
5	36	809857125BG	SCREW-HX 5/16-18 X 3/4 (BAG 10)	23	36	809869445	SCR-HX 7/16-14X2 3/4
38	15	809857125	SCREW-HEX 5/16-18 X 3/4	29	12	809869445	SCREW-HEX 7/16-14 X 2 3/4
39	42	809857125	SCREW-HEX 5/16-18 X 3/4	9	11	809870285BG	SCREW-HEX 7/16-20 X 1 3/4 (BAG 10)
41	35	809857125BG	SCREW-HEX 5/16-18 X 3/4 (BAG 10)	9	11a	809870325BG	SCREW-HEX 7/16-20 X 2 (BAG 10)
44	17	809857125BG	SCREW-HEX 5/16-18 X 3/4 (BAG 10)	5	39	809873405BG	SCREW-HX 1/2-13 X 2 1/2 (BAG 10)
47	22	809857125BG	SCREW-HEX 5/16-18 X 3/4 (BAG 10)	9	34	809873405BG	SCREW-HEX 1/2-13 X 2 1/2 (BAG 10)
67	135	809857125	5/16 18X3/4	22	26	809881640BG	SCREW-HEX HDCAP5/8-11X4 (BAG 10)
5	41	809857165BG	SCREW-HX 5/16-18 X 1 (BAG 10)	53	22	809965125BG	SCREW-HEXPLK3/8-16 X 3/4 (BAG 10)
39	12	809857165	SCREW-HEX 5/16-18 X 1	11	9	810239120BG	SCREW-SOC 10-24 X 3/4 (BAG 10)
40	33	809857165	SCREW-HEX 5/16-18 X 1	35	81	810239160	SCREW-SOC 10-24 X 1
44	19	809857165BG	SCREW-HEX 5/16-18 X 1 (BAG 10)	33	30	810239240	SCREW-SOC 10-24 X 1 1/2
47	43	809857165BG	SCREW-HEX 5/16-18 X 1 (BAG 10)	17	22	810249200BG	SCREW-SOC 1/4-20 X 1 1/4 (BAG 10)
51	31	809857165BG	SCREW-HEX 5/16-18 X 1 (BAG 10)	47	28	810250200BG	SCREW-SOC 1/4-28 X 1 1/4 (BAG 10)
57	60	809857165BG	SCREW-HEX 5/16-18 X 1 (BAG 10)	38	38	810258100	SCREW-SOC 5/16-24 X 5/8
67	31	809857165	SCREW-HEX 5/16-18 X 1	5	34	810265240	SCREW SOC 3/8-16 X 1 1/2 - OBS
41	33	809857205BG	SCREW-HEX 5/16-18 X 1 1/4 (BAG 10)	5	35	810265280BG	SCREW-SOC 3/8-16 X 1 3/4 (BAG 10)
44	11	809857205BG	SCREW-HEX 5/16-18 X 1 1/4 (BAG 10)	59	29	810265400BG	SCREW-SCHD3/8-16 X 2 1/2 (BAG 10)
45	12	809857205BG	SCREW-HEX 5/16-18 X 1 1/4 (BAG 10)	59	29a	810365401BG	SCREW-SHC LK 3/8-16 X 2 1/2 (BAG 10)
47	38	809857205BG	SCREW-HEX 5/16-18 X 1 1/4 (BAG 10)	13	36	812039162	SCREW-FLHD 10-24 X 1
67	33	809857205	SCREW-HEX 5/16-18 X 1 1/4	79	70	812621082	SCREW-RDHD 4-40 X 1/2
30	6	809857245BG	SCREW-HEX 5/16-18 X 1 1/2 (BAG 10)	73	78	812627122	SCREW-RDHD 6-32 X 3/4
5	37	809857405BG	SCREW-HX 5/16-18 X 2 1/2 (BAG 10)	75	78	812627122	SCREW-RDHD 6-32 X 3/4
40	38	809857405	SCREW-HEX 5/16-18 X 2 1/2	82	4	812627122	SCREW-RDHD 6-32 X 3/4
41	52	809857565	SCREW-HEX 5/16-18 X 3 1/2	79	62	812633062	SCREW-RDHD 8-32 X 3/8 CD
57	61	809857880BG	SCREW-HEX 5/16-18 X 5 1/2 (BAG 10)	73	69	812833062	SCREW-RDHD 8-32 X 3/8 CD - OBS
40	8	809858085	SCREW-HEX 5/16-24 X 1/2	75	69	812833062	SCREW-RDHD 8-32 X 3/8 CD - OBS
40	12	809858125	SCREW-HEX 5/16-24 X 3/4	73	57	812840082	SCREW-RDHD 10-32 X 1/2
11	19	809865125BG	SCREW-HEX 3/8-16 X 3/4 (BAG 10)	75	57	812840082	SCREW-RDHD 10-32 X 1/2
7	19	809865165	SCREW-HEX 3/8-16 X 1	73	89	813227162	SCREW-PNHD 6-32 X 1 CD
27	5	809865165BG	SCREW-HEX 3/8-16 X 1 (BAG 10)	75	89	813227162	SCREW-PNHD 6-32 X 1 CD
39	29	809865165	SCREW-HEX 3/8-16 X 1	69	8	813321062	SCREW-PNHD 4-40 X 3/8 CD
57	62	809865165BG	SCREW-HEX 3/8-16 X 1 (BAG 10)	77	11	813321062	SCREW-PNHD 4-40 X 3/8 CD
59	26	809865165BG	SCREW-HEX 3/8-16 X 1 (BAG 10)	81	71	813327062	6-32 X 3/8 SLTD PAN HEAD SCREW
61	75	809865165	SCREW-HEX 3/8-16 X 1	73	72	813340042	SCREW-PNHD 10-32 X 1/4 CD
7	10	809865205	SCREW-HEX 3/8-16 X 1 1/4	75	72	813340042	SCREW-PNHD10-32 X 1/4 CD
38	12	809865205	SCREW-HEX 3/8-16 X 1 1/4	27	41	813540082BG	SCREW-TRHD 10-32 X 1/2 CD (BAG 10)
57	63	809865205BG	SCREW-HEX 3/8-16 X 1 1/4 (BAG 10)	35	136	813540082	SCREW-TRHD10-32 X 1/2 CD
59	27	809865205BG	SCREW-HEX 3/8-16 X 1 1/4 (BAG 10)	79	50	813540082	SCREW-TRHD 10-32 X 1/2 CD
11	54	809865205BG	SCREW HEX 3/8-16X1 1/4 (BAG 10)	81	40	813640062	SCREW, TRUSS HEAD MACH.
17	49	809865245BG	SCREW-HEX 3/8-16 X 1 1/2 (BAG 10)				10-32 X 3/8 - OBS
22	27	809865245BG	SCREW-HEX 3/8-16X1 1/2 (BAG 10)	7	41	813933162BG	SCREW HD 8-32 X 1.0 - OBS
23	27	809865245BG	SCREW-HX 3/8-16X1 1/2 (BAG 10)	15	24	813727162	SCREW 6-32 X 1.0 - OBS
29	3	809865245BG	SCREW-HEX 3/8-16 X 1 1/2 (BAG 10)	7	40	814333122	8-32 X 3/4 MACHINE SCREW
67	45	809865245	SCREW-HEX 3/8-16 X 1 1/2	68	6	817921080	SCREW PNHD4-40 X 1/2 SEMS
28	57	809865285	SCREW-HEX 3/8-16 X 1-3/4	79	49	817921080	4-40 X 1/2 SEMS
51	34	809865285	SCREW-HEX 3/8-16 X 1 3/4	81	39	818221082	SEMS RD. HEAD SCREW EXT. L.W. 4-40 X 1/2 - OBS

PARTS INDEX

PAGE#	ITEM#	PART#	DESCRIPTION
81	84	818221102	SCREW-SMRD 4-40 X 5/8
81	67	818227062	SCREW-SMRD 6 X 3/8
68	8	818227082	SCREW-SMRD 6-32 X 1/2
73	65	818227082	SCREW-SMRD 6-32 X 1/2
75	65	818227082	SCREW-SMRD 6-32 X 1/2
81	68	818227082	SCREW-SMRD 6-32 X 1/2
79	52	818227102	SCREW-SMRD 6-32 X 5/8
81	52	818227102	SCREW-SMRD 6-32 X 5/8
15	11	818227162	SCREW-SMRD 6-32 X 1
27	49	818227162BG	SCREW-SMRD 6-32 X 1 (BAG 10)
79	61	818227162	SCREW-SMRD 6-32 X 1
22	7	818227202BG	SCREW-SMRD 6-32X1 1/4 (BAG 10)
23	7	818227202BG	SCREW SMRD 6-32X1 1/4 (BAG 10)
41	18	818227202BG	SCREW-SMRD 6-32 X 1 1/4 (BAG 10)
70	9	818227402	SCREW-RH 6-32 X 2 1/2
81	49	818233042	SCREW-SMRD 8-32 X 1/4 - OBS
81	51	818233062	SCREW-SMRD 8-32 X 3/8
27	60	818233082BG	SCREW-SMRD 8-32 X 1/2 (BAG 10)
68	20	818233082	SCREW-SMRD 8-32 X 1/2
70	10	818233082	SCREW-SMRD 8-32 X 1/2
73	86	818233082	SCREW-SMRD 8-32 X 1/2
75	86	818233082	SCREW-SMRD 8-32 X 1/2
81	53	818233082	SCREW-SMRD 8-32 X 1/2
81	44	818233102	8-32X5/8 SCREW - OBS
68	14	818233122	SCREW-SMRD 8-32 X 3/4
73	59	818233122	SCREW-SMRD 8-32 X 3/4
73	59	818233122	SCREW-SMRD 8-32 X 3/4
79	51	818233122	SCREW-SMRD 8-32 X 3/4
81	78	818233122	SCREW-SMRD 8-32 X 3/4
81	54	818233142	SCREW, SEMS RD. 8-32 X 7/8 - OBS
5	42	818239122BG	SCREW-SMRD 10-24 X 3/4 (BAG 10)
73	73	818239122	SCREW-SMRD 10-24 X 3/4
75	73	818239122	SCREW-SMRD 10-24 X 3/4
68	10	818627042	SCREW-SMRD 6-32 X 1/4
73	71	818627042	SCREW-SMRD 6-32 X 1/4
75	71	818627042	SCREW-SMRD 6-32 X 1/4
67	90	821438082	SCREW, HEX HEAD SLOTTED (TYPE AB) #10 X 1/2
41	39	823126062BG	SCREW-TAP-RD 6 X 3/8 TYA (BAG 10)
5	5	823127062	SCREW 6-32 X 3/8 PHIL RD - OBS
79	48	823132082BG	SCREW-TAP-RDT 8 X 1/2 (BAG 10)
81	59	824332082	SCREW-TAP-TR 8 X 1/2 TYA
73	58	826032060	SCREW-TAT-WA8-3/8
75	58	826032060	SCREW-TAT-WA8-3/8
73	82	826149062	SCREW-TAP-1/4-20 X 3/8 - OBS
75	82	826149062	SCREW-TAP-1/4-2 X 3/8 - OBS
5	6	828127062BG	SCREW-RDHD 6-32 X 3/8TYD (BAG 10)
73	77	828127062	6-32X3/8
75	77	828127062	SCREW-TDRD 6-32 X 3/8 TYD
68	22	829905042	SCREW-DRPK 0 X 1/4 TY U
73	79	829905042	SCREW-DRPK 0 X1/4 TY U
75	79	829905042	SCREW-DRPK 0 X 1/4 TY U
30	8	830057002BG	NUT ACORN LOK5/16-18 (BAG 10)
40	3	830358002	NUT-AN 5/16-24 CD
27	27	831565002BG	3/8-16 HEX STEEL MACHINE NUT (BAG 10)
33	12	831565002	3/8-14 EX STEEL MACHINE NUT
40	28	831566002	NUT-HEX 3/8-24
61	8	831566002	NUT-HEX 3/8-24
67	123	831566002BG	NUT-HEX 3/8 - 24 (BAG 10)
57	65	831573002BG	NUT-STD HEX 1/2-13 (BAG 10)
7	35b	834527002	NUT-HEX 6-32 CD
35	88	834549002	1/4-20 STEEL HEX NUT, PLTD
7	17	834557002	NUT HEX 5/16-18
40	14	834557002	NUT HEX 5/16-18
73	12	834621000	NUT-HEX 4-40 BRASS
75	12	834621000	NUT-HEX 4-40 BRASS
13	21	834821000	4-40 hex brass NUT

PAGE#	ITEM#	PART#	DESCRIPTION
69	9	834821000	NUT-HEX 4-40
77	12	834821000	NUT-HEX 4-40
79	71	834821000	NUT-HEX 4-40
5	45	835549002BG	1/4-20 JAM NUT (BAG 10)
7	30	835549002	1/4-20 JAM NUT
35	111	835549002	1/4-20 JAM NUT
11	27	835549002BG	1/4-20 JAM NUT (BAG 10)
15	10	835550002	NUT-HEX-JAM 1/4-28
70	11	835550002	NUT-HEX-JAM 1/4-28
11	34	835550002BG	NUT HEX JAM 1/4-28 (BAG 10)
21	36	835558002BG	NUT-HEX-JAM 5/16-24 (BAG 10)
51	44	835558002BG	NUT-HEX-JAM 5/16-24 (BAG 10)
7	18	835565002	3/8 X 16 HEX NUT - THIN
17	12	835565002	3/8 X 16 HEX NUT - THIN
67	131	835565002	3/8 X 16 HEX NUT - THIN
7	8	835566002	3/8-24 HEX STL THIN NUT
27	3	835566002	3/8-24 HEX STL THIN NUT
57	40	835566002	3/8-24 HEX STL THIN NUT
59	11	835566002	3/8-24 HEX STL THIN NUT
62		835566002	jam nut
7	15	835570002	NUT-HEX-JAM 7/16-20HY
28	16	835570002BG	NUT-HEX-JAM 7/16-20HY (BAG 10)
29	7	835570002BG	NUT-HEX-JAM 7/16-20HY (BAG 10)
29	7	835570002BG	NUT-HEX-JAM 7/16-20RY (BAG 10)
67	55	835573002	NUT-HEX-JAM 1/2-13 CD
28	6	835574002BG	NUT-HEX-JAM 1/2-20 CD (BAG 10)
28	47	835582002	5/8-18 UNF HEX THIN NUT- PLTD
33	50	835582002	5/8-18 UNF HEX THIN NUT- PLTD
11	35	835650002BG	NUT HEX JAM 1/4-25 LH (BAG 10)
28	18	835670002BG	NUT-HEX-JAM 7/16-20LH (BAG 10)
29	8	835670002BG	NUT-HEX-JAM 7/16-20LH (BAG 10)
28	7	835674002BG	NUT-HEX-JAM 1/2-20 LH (BAG 10)
31		838682000	NUT
15	25	838727002	NUT-HEX-ESN 6-32 LT
53	24a	838866002BG	NUT-HEX-ESN-TN 3/8-24 (BAG 10)
57	71a	838866002BG	NUT-HEX-ESN-TN 3/8-24 (BAG 10)
59	34	838866002BG	NUT-HEX-ESN-TN 3/8-24 (BAG 10)
23	5b	839057002BG	NUT HEX ESN TM 5116-18 (BAG 10)
15	12	839527002	NUT-FLX-TK 6-32 HT
41	19	839527002BG	6-32 FLEX NUT (BAG 10)
73	90	839527002	6-32 FLEX NUT
75	90	839527002	6-32 FLEX NUT
7	38	839533002BG	8-32 LOCK NUT
9	30	839539002BG	NUT-FLX-TK *10-24 HT (BAG 10)
13	37	839539002	NUT-FLX-TK *10-24 HT
73	74	839539002	NUT-FLX-TK 10-24 HT
75	74	839539002	NUT-FLX-TK 10-24 HT
11	10	839539002BG	NUT-FLX-TK (BAG 10)
22	9	839549002BG	NUT-FLX-TK 1/4-20 HT (BAG 10)
23	9	839549002BG	NUT-FLX-TK 1/4-20 HT (BAG 10)
53	23	839549002BG	NUT-FLX-TK 1/4-20 HT (BAG 10)
61	57	839549002	NUT-FLX-TK 1/4-20 HT
61	83	839549002	NUT-FLX-TK 1/4-20 HT
67	96	839549002	NUT-FLX-TK 1/4-20 HT
57	66	839565002BG	3/8-16 HEX NYLON LOCK NUT (BAG 10)
6	4	839665002	NUT-FLX 3/8-16
17	50	839665002BG	NUT-FLX 3/8-16 (BAG 10)
28	27	839665002BG	NUT-FLX 3/8-16 (BAG 10)
38	13	839665002	NUT-FLX 3/8-16
39	14	839665002	NUT-FLX 3/8-16
47	20	839665002BG	NUT-FLX 3/8-16 (BAG 10)
61	77	839665002	NUT-FLX 3/8-16
67	49	839665002	NUT-FLX 3/8-16
11	2	839665002BG	NUT-FLX 3/8-16 (BAG 10)
5	47	840039002BG	10-24 FLEX NUT TN (BAG 10)
33	31	840039002	NUT-FLX-TN 10-24
35	82	840039002	NUT-FLX-TN 10-24

PAGE#	ITEM#	PART#	DESCRIPTION	PAGE#	ITEM#	PART#	DESCRIPTION
35	112	840040002	NUT-FLX-TN *10-32	39	38	844057002	5/16-18 STOVER LOCKNUT
27	65	840049002BG	NUT FLEX 1/4-20 (BAG 10)	40	34	844057002	5/16-18 STOVER LOCKNUT
61	78	840057002	NUT-FLEX THIN 5/16-18	41	34	844057002BG	5/16-18 STOVER LOCKNUT (BAG 10)
67	115	840057002	5/16-18 FLEX NUT	44	12	844057002BG	5/16-18 STOVER LOCKNUT (BAG 10)
7	11	840065002	NUT-FLX-TN 3/8-16	45	16	844057002BG	5/16-18 STOVER LOCKNUT (BAG 10)
22	29	840065002BG	NUT-FLX-TN 3/8-16 (BAG 10)	47	23	844057002BG	5/16-18 STOVER LOCKNUT (BAG 10)
23	29	840065002BG	NUT-FLX TN 3/8-16 (BAG 10)	51	32	844057002BG	5/16-18 STOVER LOCKNUT (BAG 10)
29	4	840065002BG	NUT-FLX-TN 3/8-16 (BAG 10)	53	31	844057002BG	5/16-18 STOVER LOCKNUT (BAG 10)
38	24	840065002	NUT-FLX-TN 3/8-16	57	54	844057002BG	5/16-18 STOVER LOCKNUT (BAG 10)
57	67	840065002BG	NUT-FLX-TN 3/8-16 (BAG 10)	59	30	844057002BG	5/16-18 STOVER LOCKNUT (BAG 10)
11	42	840066022BG	NUT-FLX-TN 3/8-24 (BAG 10)	67	29	844057002	5/16-18 STOVER LOCKNUT
9	33	840070002BG	NUT FLEX 7/16-20 (BAG 10)	11	14	844057002BG	5/16-18 STOVER LOCKNUT (BAG 10)
9	43	840182002	NUT FLX LK 31FK1018	38	37	844058002	5/16-24 LOCK NUT
17	53	840381002BG	NUT-FLX-LK 5/8-11 (BAG 10)	39	50	844058002	5/16 x 24 stover locknut
11	53	840600002BG	NUT FLX LINK 7/8 X 14 (BAG 10)	5	44	844065002BG	3/8-16 STOVER LOCK NUT (BAG 10)
68	7	843121002	NUT-KEP 4-40 WASH	27	4	844065002BG	NUT-STVR 3/8-16 (BAG 10)
79	55	843121002	NUT-KEP 4-40 WASH	51	35	844065002BG	NUT-STVR 3/8-16 (BAG 10)
81	36	843121002	NUT-KEP 4-40 WASH	53	24	844065002BG	NUT-STVR 3/8-16 (BAG 10)
22	8	843127002BG	NUT-KEP 6-32 WASH (BAG 10)	59	23	844065002BG	NUT-STVR 3/8-16 (BAG 10)
23	8	843127002BG	NUT-KEP 6-32 WASH (BAG 10)	23	30	844069002BG	NUT SVR-LK 7/16-14 (BAG 10)
27	50	843127002BG	NUT-KEP 6-32 WASH (BAG 10)	28	11	844069002BG	NUT-STVR-LK 7/16-14 (BAG 10)
68	9	843127002	NUT-KEP 6-32 WASH	29	14	844069002BG	NUT-STVR-LK 7/16-14 (BAG 10)
70	12	843127002	NUT-KEP 6-32 WASH	29	13	844069002BG	NUT-STVR-LK 7/16-14 (BAG 10)
73	66	843127002	NUT-KEP 6-32 WASH	6	18	844070002	7/16-20 STOVER LOCK NUT
75	66	843127002	NUT-KEP 6-32 WASH	57	68	844070002BG	NUT-STVR-LK 7/16-20 (BAG 10)
79	54	843127002	NUT-KEP 6-32 WASH	5	46	844073002BG	1/2-13 STOVER LOCKNUT (BAG 10)
81	69	843127002	NUT-KEP 6-32 WASH	6	15	844073002	1/2-13 STOVER LOCKNUT
7	36	843133002	NUT-KEP 8-32 WASH	9	37	844073002BG	1/2-13 STOVER LOCKNUT (BAG 10)
27	61	843133002BG	NUT-KEP 8-32 WASH (BAG 10)	28	9	844073002BG	1/2-13 STOVER LOCKNUT (BAG 10)
68	15	843133002	NUT-KEP 8-32 WASH	33	7	844073002	1/2-13 STOVER LOCKNUT
70	13	843133002	NUT-KEP 8-32 WASH	67	12	844073002	1/2-13 STOVER LOCKNUT
73	61	843133002	NUT-KEP 8-32 WASH	39	44	844074002	NUT-STVR-LK 1/2-20
75	61	843133002	NUT-KEP 8-32 WASH	40	11	844074002	NUT-STVR-LK 1/2-20
79	53	843133002	NUT-KEP 8-32 WASH	22	30	844081002BG	NUT-STVR-LK 5/8-11 (BAG 10)
81	50	843133002	NUT-KEP 8-32 WASH	61	79	845100000	NUT-LK-BEARING N-10
5	51	843139002BG	NUT, KEPS EXT. LKWSHR (#10-24) (BAG 10)	82	6	846100000	NUT KL1/2CNDUT
40	49	843139002	NUT-KEP 10-24	82	4	846100000	NUT KL1/2CNDUT TB141
15	21	843140002	NUT-KEP 10-32 WASH	61	72	856070002	NUT-FLANGED 7/16-20
79	56	843140002	NUT-KEP 10-32 WASH	67	99	856070002	NUT-FLANGED 7/16-20
81	41	843140002	NUT-KEP 10-32 WASH	9	27	880139120BG	SCREW-SHLD 1/4 X 3/8 (BAG 10)
11	49	843140002BG	NUT-KEP 10-32 WASH (BAG 10)	5	50	880239140BG	SCREW 1/4 X 1/2 LG. SHOULDER BOLT
13	5	844049002	1/4-20 LOCK NUT	23	5a	880457240	SCREW SHLD 3/8X1 - OBS
17	23	844049002BG	1/4-20 LOCK NUT (BAG 10)	9	18	900104071	BEARING SL BZ .253 X 7/16
19	10	844049002BG	1/4-20 LOCK NUT (BAG 10)	35	74	900106081	BEARING SL .378 X .503 X 1/2
21	10	844049002BG	1/4-20 LOCK NUT (BAG 10)	67	75	900108081	BEARING SL BZ .503 X 1/2LG
25	16	844049002BG	1/4-20 LOCK NUT (BAG 10)	41	24	900108141	BEARING SL .503 X 7/8
27	7	844049002BG	1/4-20 LOCK NUT (BAG 10)	54	8	900110081BG	BEARING SL .628 X .878 X 1/2 (BAG 5)
33	58	844049002	1/4-20 LOCK NUT	55	8	900110081BG	BEARING SL .628 X .878 X 1/2 (BAG 10)
35	66	844049002	1/4-20 LOCK NUT	67	21	900110081	BEARING SL .628 X.878 X 1/2
38	30	844049002	1/4-20 LOCK NUT	61	21	900110121	BEARING SL .628 X 3/4 LG
39	35	844049002	1/4-20 LOCK NUT	6	11	900110141	BEARING SL
40	19	844049002	1/4-20 LOCK NUT	67	22	900110141	BEARING SL .628 X.878 X 7/8
40	36	844049002	1/4-20 LOCK NUT	67	23	900110161	BEARING SL .628 X1
41	17	844049002	1/4-20 LOCK NUT	23	33	900110403	BRG SL .628X2 1/2 LG
44	14	844049002BG	1/4-20 LOCK NUT (BAG 10)	58	4	900112121	BEARING SL .753 X 3/4 LG
45	15	844049002BG	1/4-20 LOCK NUT (BAG 10)	67	3	900112121	BEARING SL .753 X 3/4 LG
47	37	844049002BG	1/4-20 LOCK NUT (BAG 10)	61	22	900112161	BEARING SL .753 X 1
57	77	844049002BG	1/4-20 LOCK NUT (BAG 10)	38	8	900112203	BEARING SL .753 X 1 X 1 1/4
11	12	844049002BG	1/4-20 LOCK NUT (BAG 10)	39	24	900112203	BEARING SL .753 X 1 X 1 1/4
73	70	844049002	1/4-20 STOVER	61	27	900112203	BEARING SL .753 X 1 X 1 1/4
75	70	844049002	1/4-20 LOCK NUT	67	121	900112203	BEARING SL .753 X 1 X 1 1/4
33	15	844050002	NUT-STVR-LK 1/4-28	27	34	900114101BG	BEARING SL .877 X 1.128 X 5/8 (BAG 10)
5	43	844057002BG	5/16-18 STOVER LOCKNUT (BAG 10)	7	50	900204121	BEARING FL.25X .378 X 3/4LG
17	24	844057002BG	5/16-18 STOVER LOCKNUT (BAG 10)	9	5	900205053	BEARING FL .315 X .44 X 5/16
28	30	844057002BG	5/16-18 STOVER LOCKNUT (BAG 10)	13	33	900205053	BEARING FL .315 X .44 X 5/16
30	7	844057002BG	5/16-18 STOVER LOCKNUT (BAG 10)	17	37	900205053BG	BEARING FL .315 X .44 X 5/16 (BAG 10)
38	5	844057002	5/16-18 STOVER LOCKNUT	57	24	900205081BG	BEARING FL .315 X .44 X 1/2LG (BAG 5)

PARTS INDEX

PAGE#	ITEM#	PART#	DESCRIPTION
61	18	900206081	BEARING FL .378 X .688 X 1/2
27	54	900206091BG	BEARING FL. (.562 X .688 X .378) (BAG 10)
35	113a	900206091	BEARING FL. (.562 X .688 X .378)
57	18	900208091	BEARING FL .503 X .690 X 9/16
55	1	900208120	BEARING-FLANGE
41	23	900208161BG	BEARING FL .503 X .875 X 1 (BAG 10)
58	7	900208161BG	BEARING FL .503 X .875 X 1 (BAG 5)
61	47	900208161	BEARING FL .503 X .875 X 1
54	16	900210101BG	BEARING FL BZ .628 X 5/8 (BAG 5)
7	22	900210161	BEARING FL
59	20	900210161BG	BEARING FL BZ .628 X 1 (BAG 5)
53	12	900212161BG	BEARING FL .753 X 1.003 X 1 (BAG 5)
61	54	900212161	BEARING FL .753 X 1.003 X 1
57	12	900212201BG	BEARING FL .753 X 1 X 1.25 (BAG 5)
67	51	900212201	BEARING FL .753 X 1 X 1.25
35	95	907000100	KEY-HY PRO 403
7	31	907000200	KEY-HY PRO* 404
53	29	907000200BG	KEY-HY PRO 404 (BAG 10)
17	6	907000600	KEY-HY PRO 706
27	37	907000600BG	KEY-HY PRO 706 (BAG 10)
5	30	907000900BG	KEY-HY PRO 910 (BAG 10)
57	69	907000900BG	KEY-HY PRO 910 (BAG 10)
67	48	907000900	KEY-HY PRO 910
9	29	912137200BG	PIN-GRV 3/16 X 1 1/4T3 (BAG 10)
45	28	913411100BG	PIN-SPRNG .078 X 5/8 (BAG 10)
33	56	913415090	PIN SPRNG .094 X 9/16
7	51	913415100	PIN-SPRNG .094 X 5/8
7	59	913415100	PIN-SPRNG .094 X 5/8
9	32	913415120BG	PIN-SPRNG .094 X 3/4 (BAG 10)
9	31	913423120BG	PIN-SPRNG .125 X 3/4 (BAG 10)
31	7	913423120BG	PIN-SPRNG.125 X 3/4 (BAG 10)
11	50	913423160BG	PIN SPRING .125 X 1 (BAG 10)
47	34	913431160BG	PIN-SPRNG .156 X 1 (BAG 10)
19	27	913437100BG	PIN-SPRNG.187 X 5/8 (BAG 10)
21	27	913437100BG	PIN-SPRNG.187 X 5/8 (BAG 10)
31	8	913437120BG	PIN-SPRNG.187 X 3/4 (BAG 10)
33	51	913437140	PIN-SPRNG .187 X 7/8
35	110	913437140	PIN-SPRNG .187 X 7/8
41	25	913437160BG	PIN-SPRNG .187 X 1 (BAG 10)
67	67	913437200	PIN-SPRNG .187 X 1 1/4
17	44	913437240BG	PIN-SPRNG .187 X 1 1/2 (BAG 10)
47	17	913437240BG	PIN-SPRNG .187 X 1 1/2 (BAG 10)
40	27	913437280	PIN-SPRNG .187 X 1 3/4
7	47	913448120	PIN-SPRNG.250 X 3/4
57	31	913448120BG	PIN-SPRNG .250 X 3/4 (BAG 10)
23	26	913456320BG	PIN-SPRING .312X2 (BAG 10)
35	119	913464280	PIN-SPRNG .375 X 1 3/4
6	12	913464360	PIN-SPRNG .375 X 2 1/4
7	33	913464400	PIN-SPRNG .375 X 2 1/2
33	29	914037206	SPIROL PIN 3/16 X 1 1/4
81	60	916430275	RSTR 2.7KOHM 1/2W 5% - OBS
81	61	916430684	RESISTOR +10%68K-1/2W. (UNDER CAPACITOR, ITEM 18) - OBS
73	42	916931256	RESISTCT20W.10.1.25K
75	42	916931256	RESISTCT20W.10.1.25K
9	39	919000600BG	RING-RET. 5000-137 (BAG 10)
33	26	919000600	RING-RET. 5000-137
53	17	919000600BG	RING-RET. 5000-137 (BAG 10)
17	8	919000700	RETAINING RING
22	18	919000700BG	RING - RET (BAG 10)
33	23	919004200	RING-RET. 5008-212
35	77	919005000BG	RING-RET. 5100-25 (BAG 10)
53	25	919005200BG	RING-RET. 5100-31 (BAG 10)
57	70	919005200BG	RING-RET. 5100-31 (BAG 10)
61	58	919005200	RING-RET. 5100-31
33	36	919005300	RING-RET. 5100-37
57	71	919005300BG	RING-RET. 5100-37 (BAG 10)

PAGE#	ITEM#	PART#	DESCRIPTION
39	6	919005400	RING-RET. 5100-43
55	2	919005500BG	RING-RET. 5100-50 (BAG 10)
57	72	919005500BG	RING-RET. 5100-50 (BAG 10)
33	33	919005600	RING-RET. 5100-62
54	17	919005600BG	RING-RET. 5100-62 (BAG 10)
55	15	919005600BG	RING-RET. 5100-62 (BAG 10)
61	9	919005600	RING-RET. 5100-62
67	20	919005600	RING-RET. 5100-62
38	18	919005800	RING-RET. 5100-75
39	23	919005800	RING-RET. 5100-75
53	26	919005800BG	RING-RET. 5100-75 (BAG 10)
58	11	919005800BG	RING-RET. 5100-75 (BAG 10)
61	80	919005800	RING-RET. 5100-75
67	7	919005800	RING-RET. 5100-75
55	10	919005900BG	RING-RET. 5100-87 (BAG 10)
35	104	919006800	RING-RET. 5115-37
21	35	919010200BG	RING-RET. 5133-25 (BAG 10)
28	35	919010700BG	RING-RET. 5133-62 (BAG 10)
23	16	919010700BG	RING - RET (BAG 10)
79	9	925307030	RIVET 9.062 DIA. X .188"LG. - OBS
19	16	933623050	RVT-SEMI TUBLR STL
21	16	933623050	RVT-SEMI TUBLR STL
38	27	937000000	RVT-DRVE ALUM UNV HD
39	40	937000000	RVT-DRVE ALUM UNV HD
39	49	937738003	RVT-DRVE STL UNV HD
40	4	938523030	RVT-POP 1/8 X .126-.187
40	7	938537060	RVT-POP DMED 3/16 DIA
30	14	938637100	POP RVT 3/16 AL DME HD
81	43	938723020	AAP 42 POP RIVET (CHERRY) - OBS
79	57	938823020	RIVET-POP CSPQ-42 - OBS
81	42	938823020	RIVET-POP CSPQ-42 - OBS
79	74	940003000	TBNG-FBEARINGLS 18VNLCT - OBS
71	1	940268160	APHLEX TUBING PVC (7/16 X 1'-8"LG. STATE LENGTH) - OBS
82	1	940372000	SLEEVING-EXP 1/2 DIA (Order 6 ft.)
39	45	941072200	WASHER-1/2 x 1 1/2 x .083
47	16	945091242	WASHER-1 X1 1/2
22	25	945867242BG	WASHER-13/32X1 1/2 (BAG 10)
23	25	945867242BG	WASHER-13/32X1 1/2 (BAG 10)
67	133	946400002	WASHER-25/64 X 23/32
27	51	948631062	WASHER #6 SAE FLAT WASHER
81	55	948637072	WASHER- 3/16 X 7/16 X 3/64
30	3	948722111BG	WASHER-PL 11/32BL OXID (BAG 10)
73	60	948735062	WASHER, PIN. (7/16 O.D. X 3/16 I.D.) - OBS
75	60	948735062	WASHER, PIN. (7/16 O.D. X 3/16 I.D.) - OBS
15	22	948745082	WASHER- 7/32 X 1/2 X 1/16
33	32	948745082	WASHER- 7/32 X 1/2 X 1/16
27	17	948753102BG	WASHER-9/32 x 5/8 x 1/16 (BAG 10)
33	67	948753102	WASHER-9/32 x 5/8 x 1/16
44	18	948753102BG	WASHER-9/32 x 5/8 x 1/16 (BAG 10)
45	14	948753102BG	WASHER-9/32 x 5/8 x 1/16 (BAG 10)
5	48	948761112BG	5/16 WASHER (BAG 10)
17	25	948761112BG	5/16 WROUGHT WASHER (BAG 10)
28	59	948761112BG	5/16 WROUGHT WASHER (BAG 10)
30	11	948761112BG	5/16 WROUGHT WASHER (BAG 10)
33	135	948761112	5/16 WROUGHT WASHER
40	15	948761112	5/16 WROUGHT WASHER
45	17	948761112BG	5/16 WROUGHT WASHER (BAG 10)
51	33	948761112BG	5/16 WROUGHT WASHER (BAG 10)
57	55	948761112BG	5/16 WROUGHT WASHER (BAG 10)
61	81	948761112	5/16 WROUGHT WASHER
67	30	948761112	5/16 WROUGHT WASHER
39	16	948767132	WASHER13/32 X 13/16 X 1/16
40	29	948767132	WASHER 13/32 X 13/16 X 1/16
51	36	948767132BG	WASHER 13/32 X 13/16 X 1/16 (BAG 10)
53	27	948767132BG	WASHER 13/32 X 13/16 X 1/16 (BAG 10)
53	32	948767132BG	WASHER 13/32 X 13/16 X 1/16 (BAG 10)

PAGE#	ITEM#	PART#	DESCRIPTION
57	73	948767132BG	WASHER 13/32 X 13/16 X 1/16 (BAG 10)
59	31	948767132BG	WASHER 13/32 X 13/16 X 1/16 (BAG 10)
53	28	948964142BG	WASH-PLN 3/8 X 7/8 X 3/32 (BAG 10)
32	69	948975172	1/2 USS WROUGHT WASHER TYPE A
47	40	948975172BG	1/2 USS WROUGHT WASHER TYPE A (BAG 10)
58	8	948975172BG	1/2 USS WROUGHT WASHER TYPE A (BAG 10)
67	4	948975172	1/2 USS WROUGHT WASHER TYPE A
61	10	948983212	5/8 WROUGHT WASHER
67	127	948983212	5/8 WROUGHT WASHER
22	31	949100002BG	WASHER-59/64X15/32 (BAG 10)
23	31	949100002BG	WASHER 59/64-15/32-1/16 (BAG 10)
28	38	949100002BG	WASHER-59/64 X 15/32 (BAG 10)
29	15	949100002BG	WASHER-59/64 X 15/32 (BAG 10)
29	14	949100002BG	WASHER-59/64 X 15/32 (BAG 10)
57	74	949100002BG	WASHER 59/64 X 15/32 (BAG 10)
61	Not Shown	950001008	spacer
77	13	951020000	#4 SPLIT LOCKWASHER
79	72	951020000	#4 SPLIT LOCKWASHER
19	35	951138000BG	WASHER-LK-SPLIT # 10 (BAG 10)
21	38	951138000BG	WASHER-LK-SPLIT # 10 (BAG 10)
47	29	951148002BG	1/4 IN SPLIT LOCKWASHER MED PLTD (BAG 10)
39	15	951164002	WASHER-LK-SPLIT 3/8
47	19	951164002BG	WASHER-LK-SPLIT 3/8 (BAG 10)
59	33	951164002BG	WASHER-LK-SPLIT 3/8 (BAG 10)
61	82	951164002	WASHER-LK-SPLIT 3/8
7	35a	957000002	#6 EXT STAR LOCKWASHER
27	42	957100002BG	#10 EXT TOOTH LOCKWASHER. PLTD (BAG 10)
35	137	957100002	#10 EXT TOOTH LOCKWASHER. PLTD
59	32	958584002	WASHER-SHKPRF
79	58	959571102	WASHER-SHKPRF INT
21	11	963100002BG	WASHER-X 3/32 9000-6 (BAG 10)
7	56	963200002	WASHER-X 1/8 9000-8
13	4	963200002	WASHER-X 1/8 9000-8
15	8	963200002	WASHER-X 1/8 9000-8
19	12	963200002BG	WASHER-X 1/8 9000-8 (BAG 10)
21	12	963200002BG	WASHER-X 1/8 9000-8 (BAG 10)
70	14	963200002	WASHER-X 1/8 9000-8
11	7	963200002BG	WASHER-X 1/8 (BAG 10)
9	28	963300002BG	WASHER-X 5/32 9000-10 (BAG 10)
19	11	963400002BG	WASHER-X 3/16 9000-12 (BAG 10)
22	10	963400002BG	WASHER-X 3/16 9000-12 (BAG 10)
23	10	963400002BG	WASHER-X 3/16 9000-12 (BAG 10)
11	4	963400002BG	WASHER-X 3/16 (BAG 10)
39	7	963600002	WASHER-X 1/4 9000-16
41	11	963600002BG	WASHER-X 1/4 9000-16 (BAG 10)
47	39	963600002BG	WASHER-X 1/4 9000-16 (BAG 10)
58	9	963600002BG	WASHER-X 1/4 9000-16 (BAG 10)
67	5	963600002	WASHER-X 1/4 9000-16

WORLDWIDE HEADQUARTERS

8100 AMF Drive • Mechanicsville, VA 23111 • USA
Tel. (804) 569-1000 • Fax (804) 559-8650 • Toll free 1-866-460-QAMF (7263)



EUROPEAN HEADQUARTERS

Via della Croce Coperta, 15 • 40128 Bologna • Italy
Tel. +39 051.4192.611 • Fax +39 051.4192.602